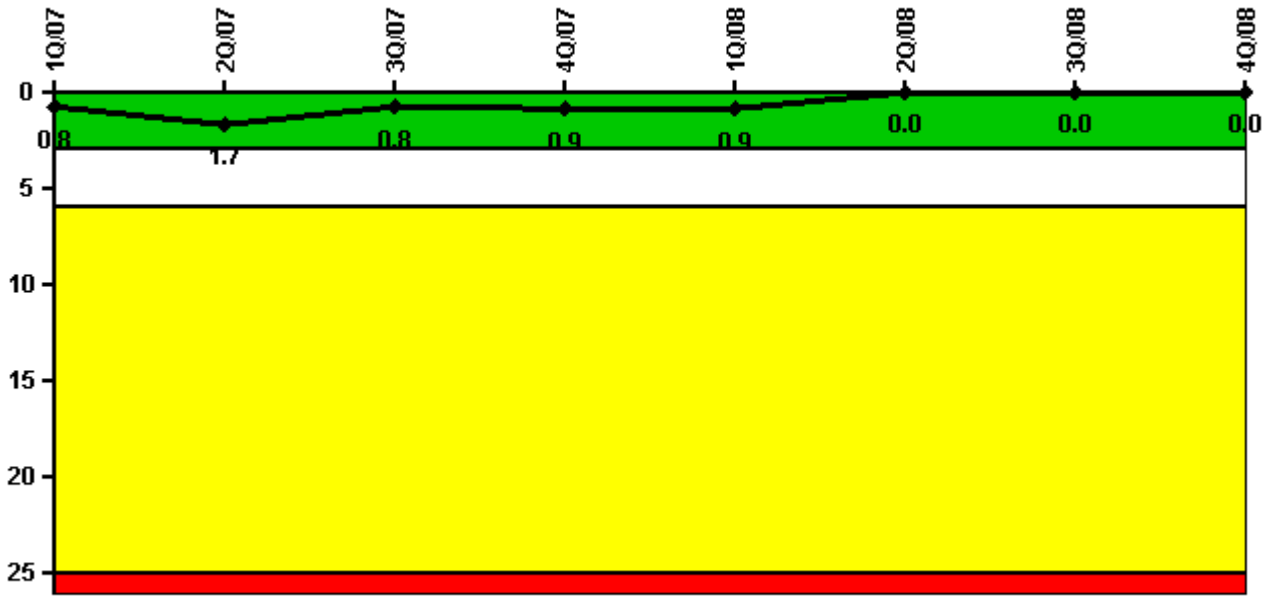


Dresden 2

4Q/2008 Performance Indicators

Licensee's General Comments: none

Unplanned Scrams per 7000 Critical Hrs



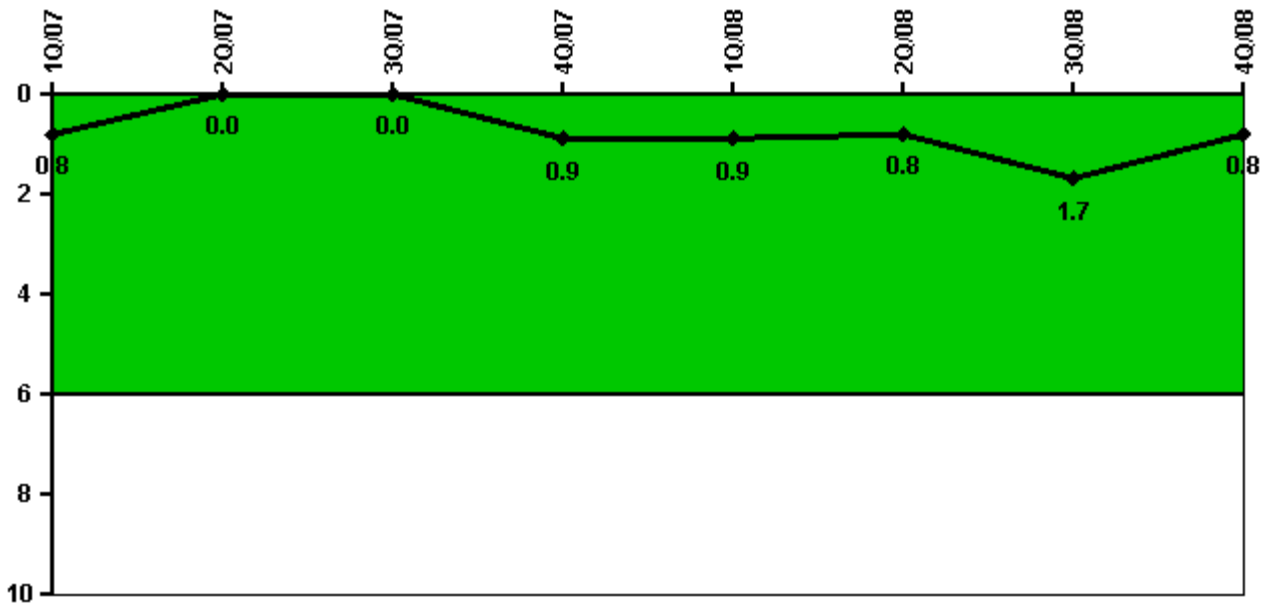
Thresholds: White > 3.0 Yellow > 6.0 Red > 25.0

Notes

| Unplanned Scrams per 7000 Critical Hrs | 1Q/07 | 2Q/07 | 3Q/07 | 4Q/07 | 1Q/08 | 2Q/08 | 3Q/08 | 4Q/08 |
|--|--------|--------|--------|--------|--------|--------|--------|--------|
| Unplanned scrams | 0 | 1.0 | 0 | 0 | 0 | 0 | 0 | 0 |
| Critical hours | 2159.0 | 2117.1 | 2208.0 | 1723.9 | 2183.0 | 2184.0 | 2087.4 | 2209.0 |
| Indicator value | 0.8 | 1.7 | 0.8 | 0.9 | 0.9 | 0 | 0 | 0 |

Licensee Comments: none

Unplanned Power Changes per 7000 Critical Hrs



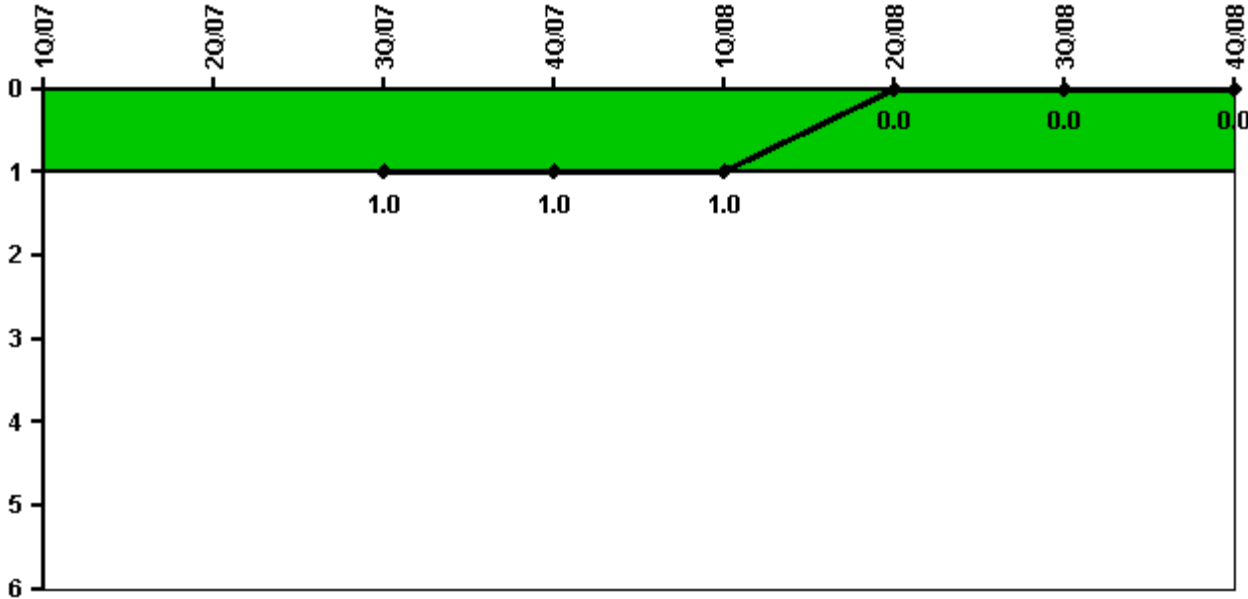
Thresholds: White > 6.0

Notes

| Unplanned Power Changes per 7000 Critical Hrs | 1Q/07 | 2Q/07 | 3Q/07 | 4Q/07 | 1Q/08 | 2Q/08 | 3Q/08 | 4Q/08 |
|---|--------|--------|--------|--------|--------|--------|--------|--------|
| Unplanned power changes | 0 | 0 | 0 | 1.0 | 0 | 0 | 1.0 | 0 |
| Critical hours | 2159.0 | 2117.1 | 2208.0 | 1723.9 | 2183.0 | 2184.0 | 2087.4 | 2209.0 |
| Indicator value | 0.8 | 0 | 0 | 0.9 | 0.9 | 0.8 | 1.7 | 0.8 |

Licensee Comments: none

Unplanned Scrams with Complications



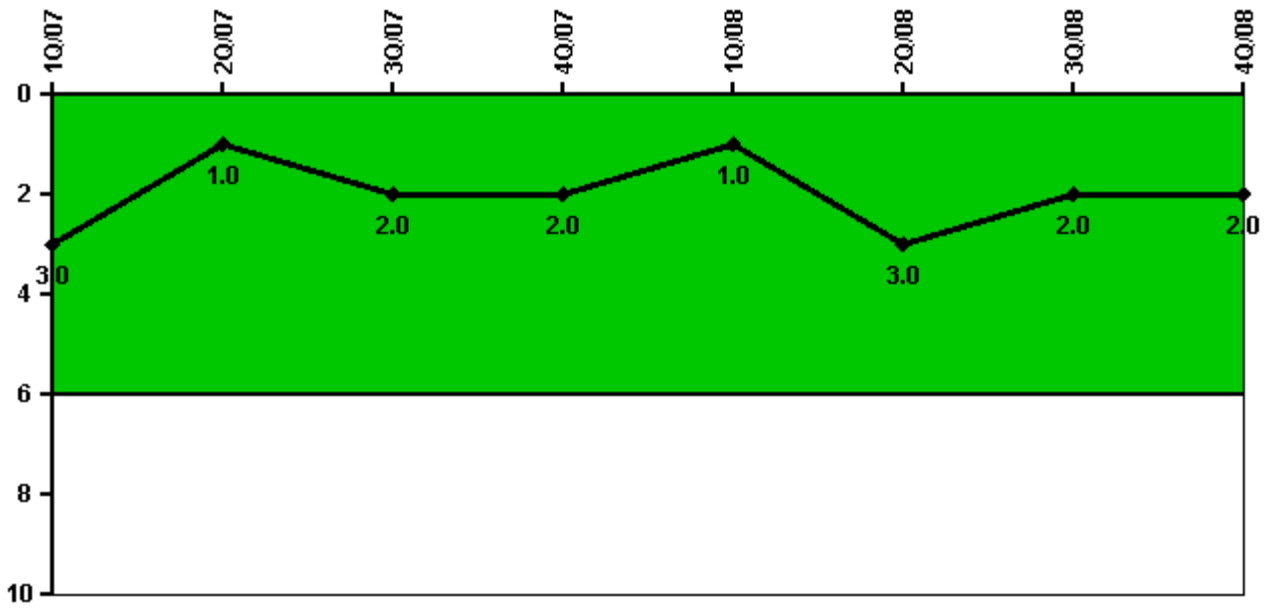
Thresholds: White > 1.0

Notes

| Unplanned Scrams with Complications | 1Q/07 | 2Q/07 | 3Q/07 | 4Q/07 | 1Q/08 | 2Q/08 | 3Q/08 | 4Q/08 |
|-------------------------------------|-------|-------|-------|-------|-------|-------|-------|-------|
| Scrams with complications | 0 | 1.0 | 0 | 0 | 0 | 0 | 0 | 0 |
| | | | | | | | | |
| Indicator value | | | 1.0 | 1.0 | 1.0 | 0.0 | 0.0 | 0.0 |

Licensee Comments: none

Safety System Functional Failures (BWR)



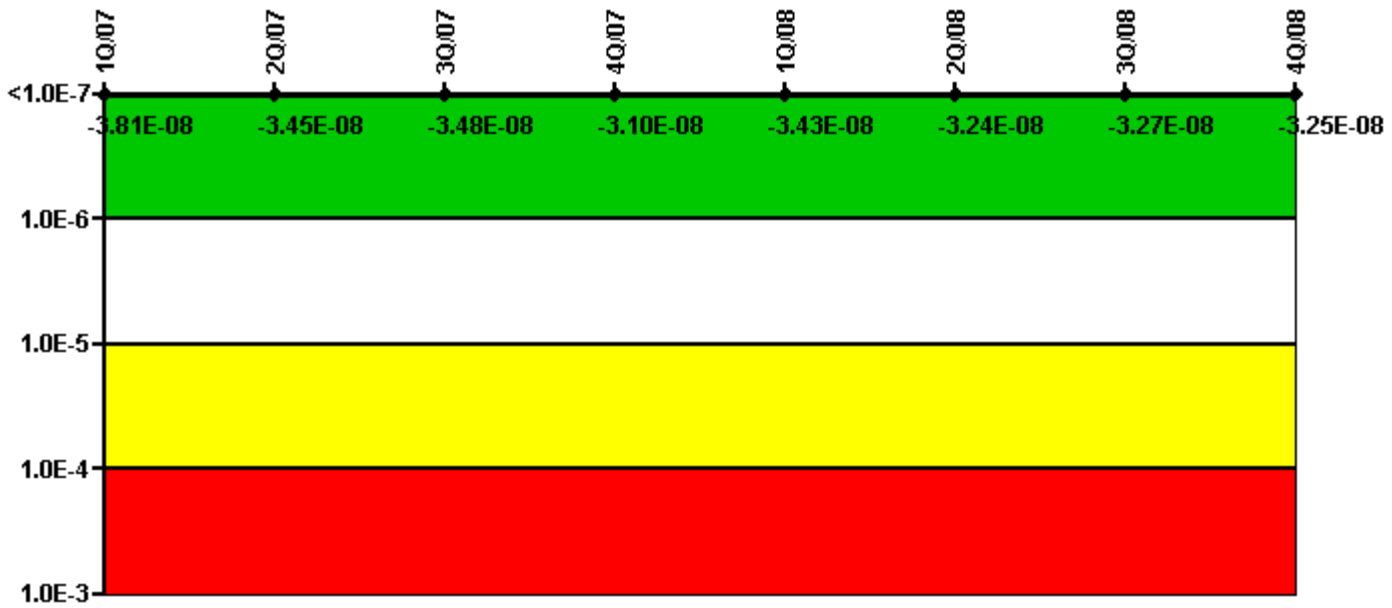
Thresholds: White > 6.0

Notes

| Safety System Functional Failures (BWR) | 1Q/07 | 2Q/07 | 3Q/07 | 4Q/07 | 1Q/08 | 2Q/08 | 3Q/08 | 4Q/08 |
|---|-------|-------|-------|-------|-------|-------|-------|-------|
| Safety System Functional Failures | 1 | 0 | 1 | 0 | 0 | 2 | 0 | 0 |
| Indicator value | 3 | 1 | 2 | 2 | 1 | 3 | 2 | 2 |

Licensee Comments: none

Mitigating Systems Performance Index, Emergency AC Power System



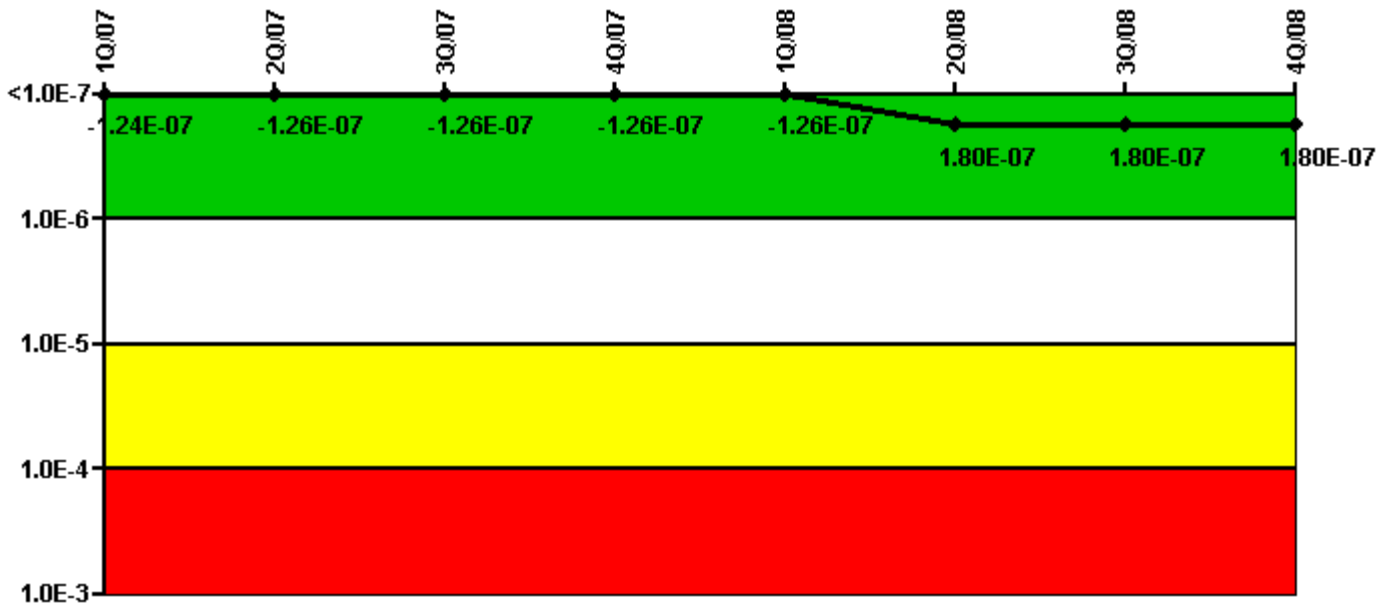
Thresholds: White > 1.00E-6 Yellow > 1.00E-5 Red > 1.00E-4

Notes

| Mitigating Systems Performance Index, Emergency AC Power System | 1Q/07 | 2Q/07 | 3Q/07 | 4Q/07 | 1Q/08 | 2Q/08 | 3Q/08 | 4Q/08 |
|---|-----------|-----------|-----------|-----------|-----------|-----------|-----------|-----------|
| UAI (Δ CDF) | -2.10E-09 | 2.50E-09 | 2.20E-09 | 6.00E-09 | 7.20E-10 | 5.90E-10 | 3.50E-10 | 5.20E-10 |
| URI (Δ CDF) | -3.60E-08 | -3.70E-08 | -3.70E-08 | -3.70E-08 | -3.50E-08 | -3.30E-08 | -3.30E-08 | -3.30E-08 |
| PLE | NO | NO | NO | NO | NO | NO | NO | NO |
| Indicator value | -3.81E-08 | -3.45E-08 | -3.48E-08 | -3.10E-08 | -3.43E-08 | -3.24E-08 | -3.27E-08 | -3.25E-08 |

Licensee Comments: none

Mitigating Systems Performance Index, High Pressure Injection System



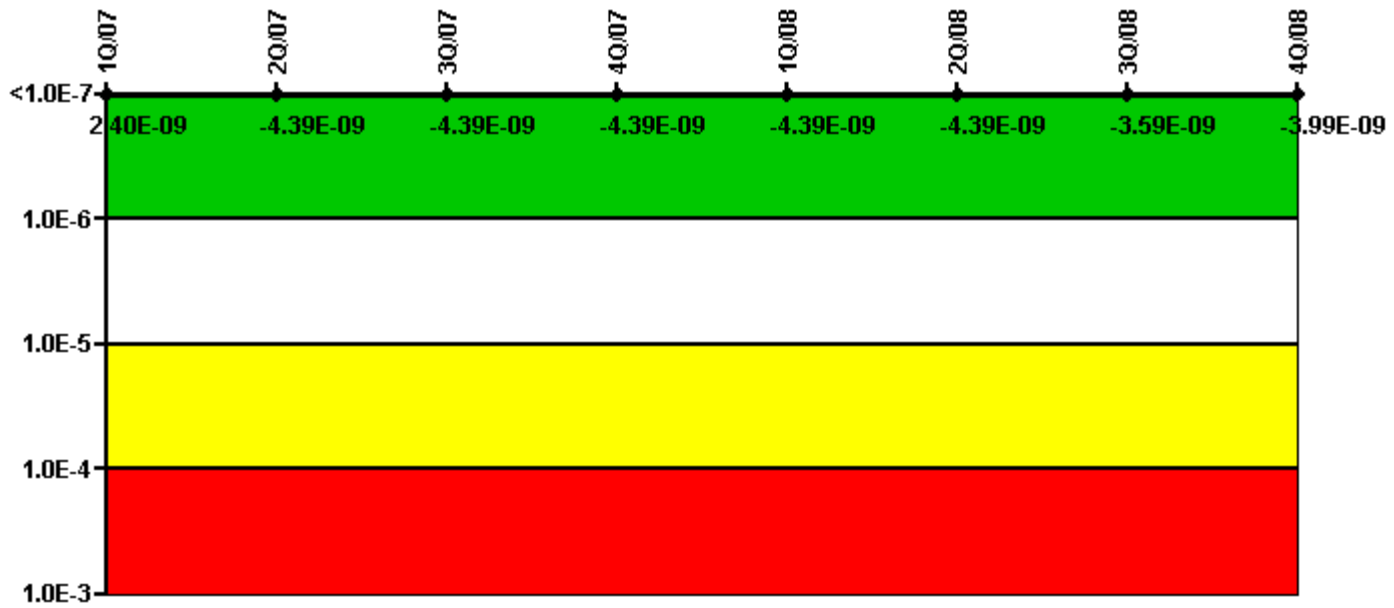
Thresholds: White > 1.00E-6 Yellow > 1.00E-5 Red > 1.00E-4

Notes

| Mitigating Systems Performance Index, High Pressure Injection System | 1Q/07 | 2Q/07 | 3Q/07 | 4Q/07 | 1Q/08 | 2Q/08 | 3Q/08 | 4Q/08 |
|--|-----------|-----------|-----------|-----------|-----------|-----------|-----------|-----------|
| UAI (Δ CDF) | -5.20E-08 | -5.20E-08 | -5.20E-08 | -5.20E-08 | -5.20E-08 | -4.00E-08 | -4.00E-08 | -4.00E-08 |
| URI (Δ CDF) | -7.20E-08 | -7.40E-08 | -7.40E-08 | -7.40E-08 | -7.40E-08 | 2.20E-07 | 2.20E-07 | 2.20E-07 |
| PLE | NO | NO | NO | NO | NO | NO | NO | NO |
| Indicator value | -1.24E-07 | -1.26E-07 | -1.26E-07 | -1.26E-07 | -1.26E-07 | 1.80E-07 | 1.80E-07 | 1.80E-07 |

Licensee Comments: none

Mitigating Systems Performance Index, Heat Removal System



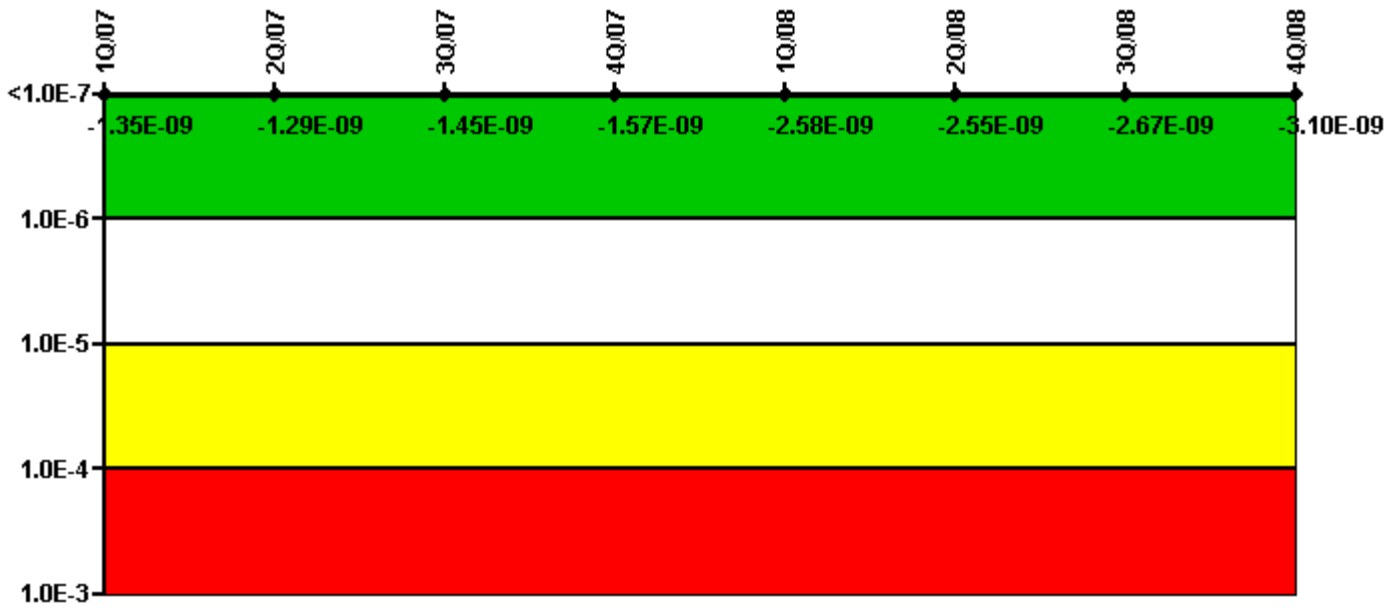
Thresholds: White > 1.00E-6 Yellow > 1.00E-5 Red > 1.00E-4

Notes

| Mitigating Systems Performance Index, Heat Removal System | 1Q/07 | 2Q/07 | 3Q/07 | 4Q/07 | 1Q/08 | 2Q/08 | 3Q/08 | 4Q/08 |
|---|-----------|-----------|-----------|-----------|-----------|-----------|-----------|-----------|
| UAI (Δ CDF) | -1.50E-09 | -4.30E-09 | -4.30E-09 | -4.30E-09 | -4.30E-09 | -4.30E-09 | -3.50E-09 | -3.90E-09 |
| URI (Δ CDF) | 3.90E-09 | -8.80E-11 | -8.80E-11 | -8.80E-11 | -8.80E-11 | -8.80E-11 | -8.80E-11 | -8.80E-11 |
| PLE | NO | NO | NO | NO | NO | NO | NO | NO |
| Indicator value | 2.40E-09 | -4.39E-09 | -4.39E-09 | -4.39E-09 | -4.39E-09 | -4.39E-09 | -3.59E-09 | -3.99E-09 |

Licensee Comments: none

Mitigating Systems Performance Index, Residual Heat Removal System



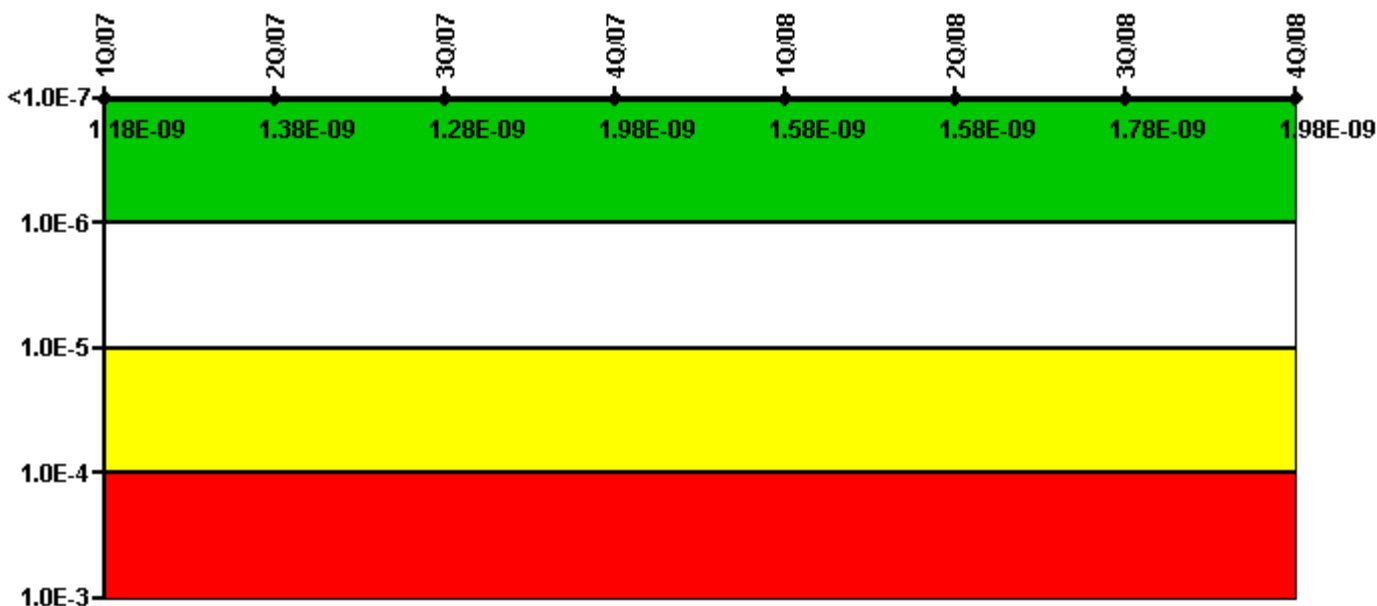
Thresholds: White > 1.00E-6 Yellow > 1.00E-5 Red > 1.00E-4

Notes

| Mitigating Systems Performance Index, Residual Heat Removal System | 1Q/07 | 2Q/07 | 3Q/07 | 4Q/07 | 1Q/08 | 2Q/08 | 3Q/08 | 4Q/08 |
|--|-----------|-----------|-----------|-----------|-----------|-----------|-----------|-----------|
| UAI (Δ CDF) | 3.50E-10 | 4.10E-10 | 2.50E-10 | 1.30E-10 | -8.80E-10 | -7.50E-10 | -7.70E-10 | -1.20E-09 |
| URI (Δ CDF) | -1.70E-09 | -1.70E-09 | -1.70E-09 | -1.70E-09 | -1.70E-09 | -1.80E-09 | -1.90E-09 | -1.90E-09 |
| PLE | NO | NO | NO | NO | NO | NO | NO | NO |
| Indicator value | -1.35E-09 | -1.29E-09 | -1.45E-09 | -1.57E-09 | -2.58E-09 | -2.55E-09 | -2.67E-09 | -3.10E-09 |

Licensee Comments: none

Mitigating Systems Performance Index, Cooling Water Systems



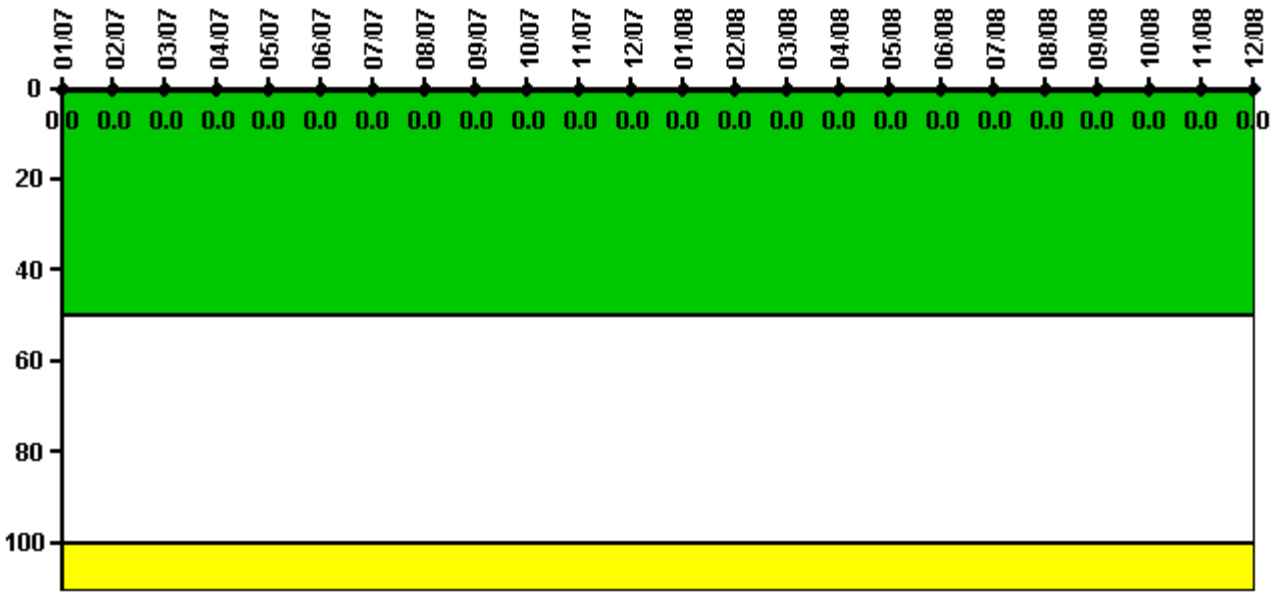
Thresholds: White > 1.00E-6 Yellow > 1.00E-5 Red > 1.00E-4

Notes

| Mitigating Systems Performance Index, Cooling Water Systems | 1Q/07 | 2Q/07 | 3Q/07 | 4Q/07 | 1Q/08 | 2Q/08 | 3Q/08 | 4Q/08 |
|---|-----------|-----------|-----------|-----------|-----------|-----------|-----------|-----------|
| UAI (Δ CDF) | 1.20E-09 | 1.40E-09 | 1.30E-09 | 2.00E-09 | 1.60E-09 | 1.60E-09 | 1.80E-09 | 2.00E-09 |
| URI (Δ CDF) | -2.30E-11 | -2.30E-11 | -2.30E-11 | -2.20E-11 | -2.20E-11 | -2.40E-11 | -2.50E-11 | -2.50E-11 |
| PLE | NO | NO | NO | NO | NO | NO | NO | NO |
| Indicator value | 1.18E-09 | 1.38E-09 | 1.28E-09 | 1.98E-09 | 1.58E-09 | 1.58E-09 | 1.78E-09 | 1.98E-09 |

Licensee Comments: none

Reactor Coolant System Activity



Thresholds: White > 50.0 Yellow > 100.0

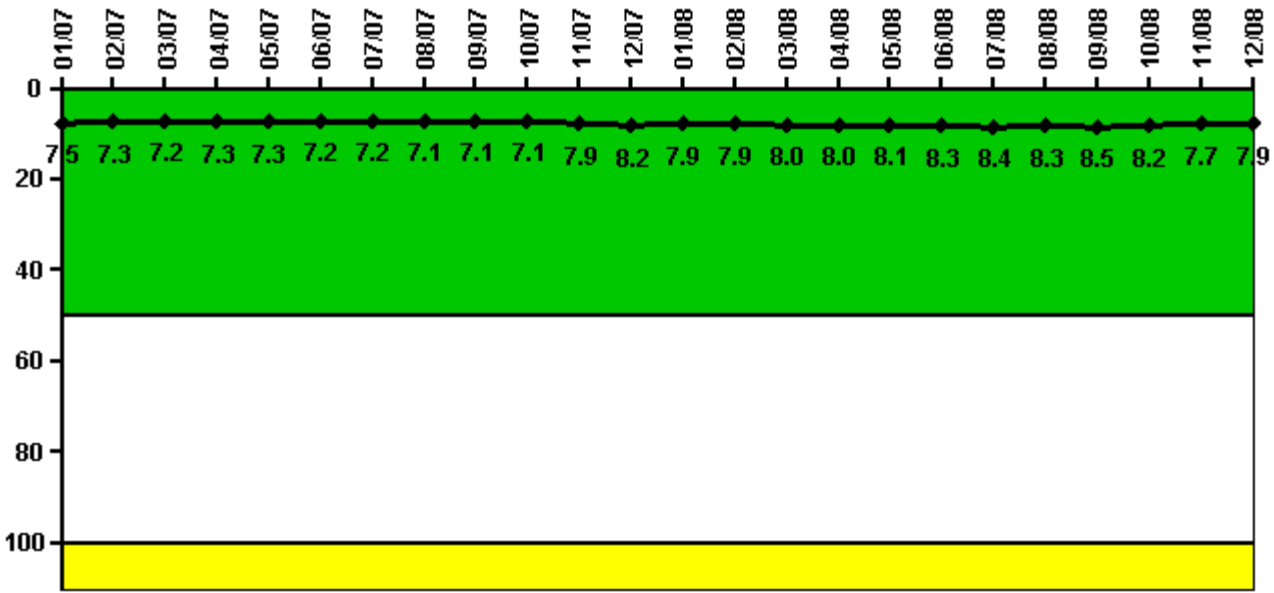
Notes

| Reactor Coolant System Activity | 1/07 | 2/07 | 3/07 | 4/07 | 5/07 | 6/07 | 7/07 | 8/07 | 9/07 | 10/07 | 11/07 | 12/07 |
|---------------------------------|----------|----------|----------|----------|----------|----------|----------|----------|----------|----------|----------|----------|
| Maximum activity | 0.000003 | 0.000003 | 0.000003 | 0.000003 | 0.000007 | 0.000009 | 0.000004 | 0.000003 | 0.000005 | 0.000005 | 0.000008 | 0.000006 |
| Technical specification limit | 0.2 | 0.2 | 0.2 | 0.2 | 0.2 | 0.2 | 0.2 | 0.2 | 0.2 | 0.2 | 0.2 | 0.2 |
| Indicator value | 0 | 0 | 0 | 0 | 0 | 0 | 0 | 0 | 0 | 0 | 0 | 0 |

| Reactor Coolant System Activity | 1/08 | 2/08 | 3/08 | 4/08 | 5/08 | 6/08 | 7/08 | 8/08 | 9/08 | 10/08 | 11/08 | 12/08 |
|---------------------------------|----------|----------|----------|----------|----------|----------|----------|----------|----------|----------|----------|----------|
| Maximum activity | 0.000006 | 0.000025 | 0.000003 | 0.000003 | 0.000003 | 0.000002 | 0.000002 | 0.000003 | 0.000002 | 0.000003 | 0.000003 | 0.000003 |
| Technical specification limit | 0.2 | 0.2 | 0.2 | 0.2 | 0.2 | 0.2 | 0.2 | 0.2 | 0.2 | 0.2 | 0.2 | 0.2 |
| Indicator value | 0 | 0 | 0 | 0 | 0 | 0 | 0 | 0 | 0 | 0 | 0 | 0 |

Licensee Comments: none

Reactor Coolant System Leakage



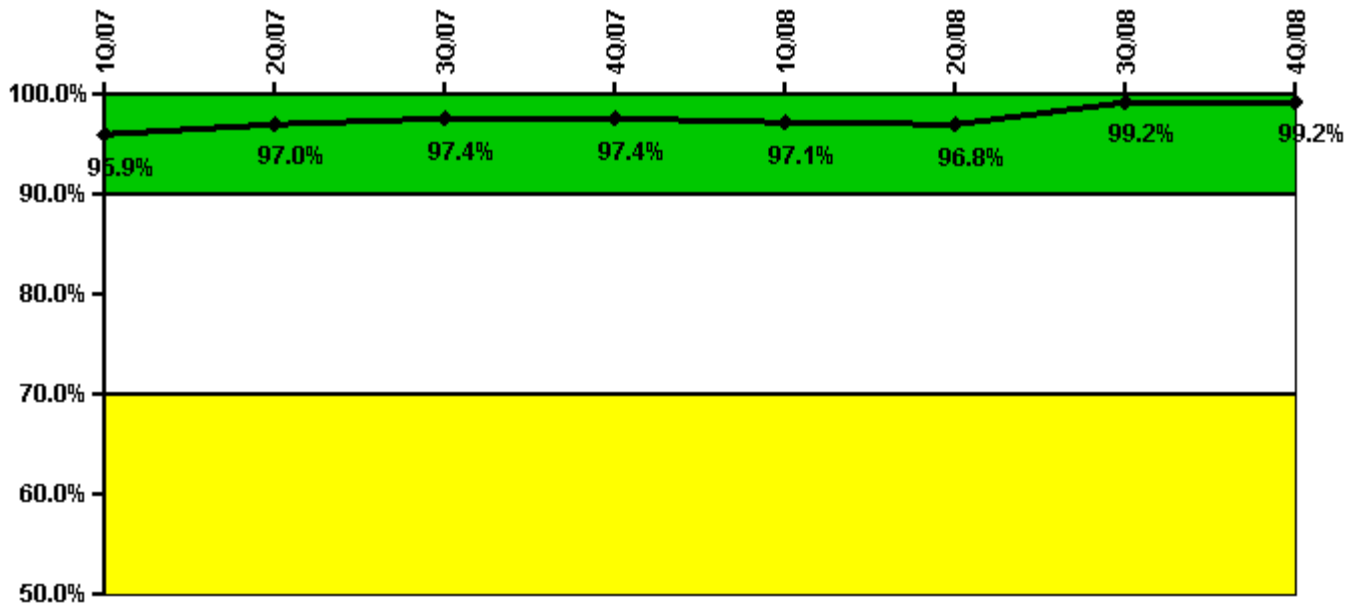
Thresholds: White > 50.0 Yellow > 100.0

Notes

| Reactor Coolant System Leakage | 1/07 | 2/07 | 3/07 | 4/07 | 5/07 | 6/07 | 7/07 | 8/07 | 9/07 | 10/07 | 11/07 | 12/07 |
|--------------------------------|-------|-------|-------|-------|-------|-------|-------|-------|-------|-------|-------|-------|
| Maximum leakage | 1.877 | 1.818 | 1.810 | 1.817 | 1.813 | 1.792 | 1.805 | 1.785 | 1.773 | 1.785 | 1.983 | 2.042 |
| Technical specification limit | 25.0 | 25.0 | 25.0 | 25.0 | 25.0 | 25.0 | 25.0 | 25.0 | 25.0 | 25.0 | 25.0 | 25.0 |
| Indicator value | 7.5 | 7.3 | 7.2 | 7.3 | 7.3 | 7.2 | 7.2 | 7.1 | 7.1 | 7.1 | 7.9 | 8.2 |
| Reactor Coolant System Leakage | 1/08 | 2/08 | 3/08 | 4/08 | 5/08 | 6/08 | 7/08 | 8/08 | 9/08 | 10/08 | 11/08 | 12/08 |
| Maximum leakage | 1.967 | 1.983 | 1.995 | 1.995 | 2.030 | 2.080 | 2.105 | 2.083 | 2.115 | 2.045 | 1.928 | 1.973 |
| Technical specification limit | 25.0 | 25.0 | 25.0 | 25.0 | 25.0 | 25.0 | 25.0 | 25.0 | 25.0 | 25.0 | 25.0 | 25.0 |
| Indicator value | 7.9 | 7.9 | 8.0 | 8.0 | 8.1 | 8.3 | 8.4 | 8.3 | 8.5 | 8.2 | 7.7 | 7.9 |

Licensee Comments: none

Drill/Exercise Performance



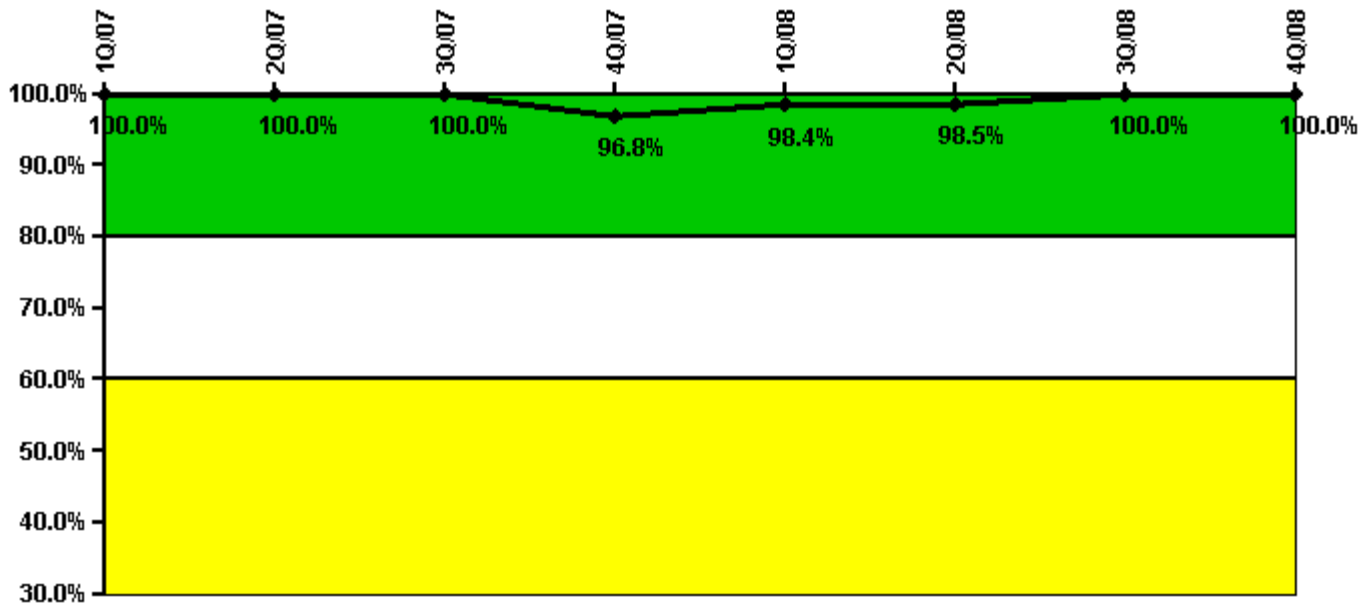
Thresholds: White < 90.0% Yellow < 70.0%

Notes

| Drill/Exercise Performance | 1Q/07 | 2Q/07 | 3Q/07 | 4Q/07 | 1Q/08 | 2Q/08 | 3Q/08 | 4Q/08 |
|----------------------------|-------|-------|-------|-------|-------|-------|-------|-------|
| Successful opportunities | 50.0 | 54.0 | 40.0 | 2.0 | 24.0 | 16.0 | 40.0 | 24.0 |
| Total opportunities | 52.0 | 54.0 | 40.0 | 2.0 | 24.0 | 16.0 | 40.0 | 24.0 |
| | | | | | | | | |
| Indicator value | 95.9% | 97.0% | 97.4% | 97.4% | 97.1% | 96.8% | 99.2% | 99.2% |

Licensee Comments: none

ERO Drill Participation



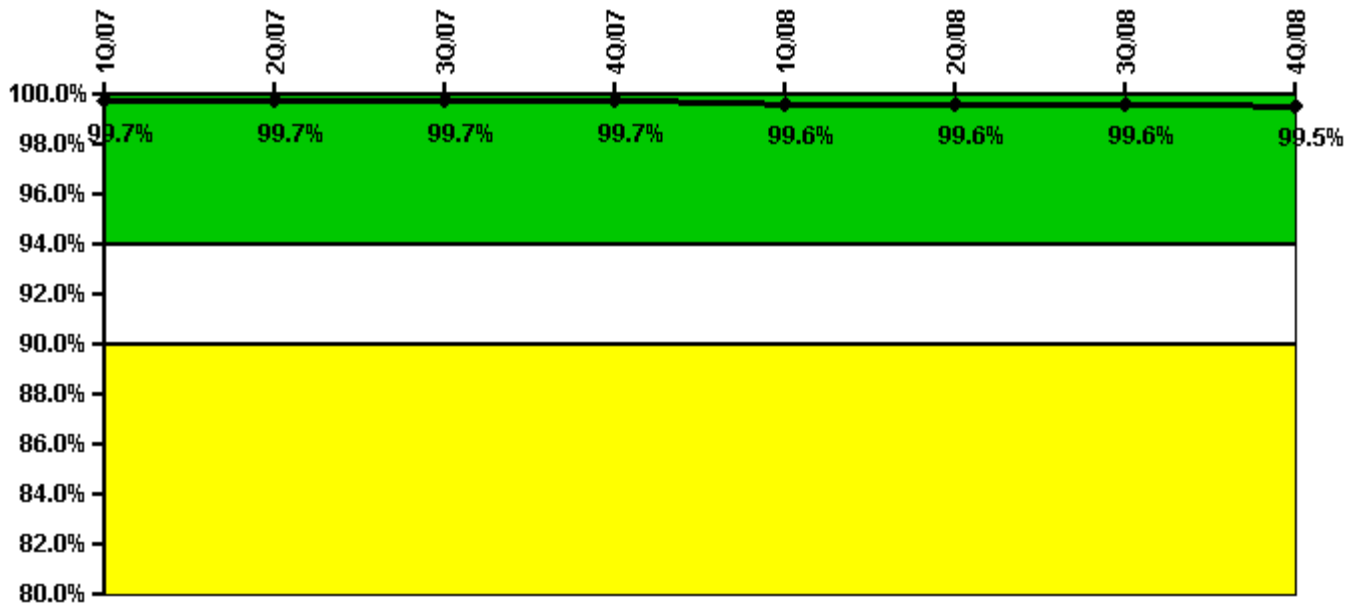
Thresholds: White < 80.0% Yellow < 60.0%

Notes

| ERO Drill Participation | 1Q/07 | 2Q/07 | 3Q/07 | 4Q/07 | 1Q/08 | 2Q/08 | 3Q/08 | 4Q/08 |
|-----------------------------|--------|--------|--------|-------|-------|-------|--------|--------|
| Participating Key personnel | 63.0 | 65.0 | 63.0 | 60.0 | 62.0 | 67.0 | 64.0 | 64.0 |
| Total Key personnel | 63.0 | 65.0 | 63.0 | 62.0 | 63.0 | 68.0 | 64.0 | 64.0 |
| Indicator value | 100.0% | 100.0% | 100.0% | 96.8% | 98.4% | 98.5% | 100.0% | 100.0% |

Licensee Comments: none

Alert & Notification System



Thresholds: White < 94.0% Yellow < 90.0%

Notes

| Alert & Notification System | 1Q/07 | 2Q/07 | 3Q/07 | 4Q/07 | 1Q/08 | 2Q/08 | 3Q/08 | 4Q/08 |
|-----------------------------|-------|-------|-------|-------|-------|-------|-------|-------|
| Successful siren-tests | 4985 | 4977 | 4961 | 4982 | 4970 | 4972 | 5037 | 4965 |
| Total sirens-tests | 4992 | 4990 | 4992 | 4992 | 4992 | 4992 | 5070 | 4992 |
| | | | | | | | | |
| Indicator value | 99.7% | 99.7% | 99.7% | 99.7% | 99.6% | 99.6% | 99.6% | 99.5% |

Licensee Comments: none

Occupational Exposure Control Effectiveness



Thresholds: White > 2.0 Yellow > 5.0

Notes

| Occupational Exposure Control Effectiveness | 1Q/07 | 2Q/07 | 3Q/07 | 4Q/07 | 1Q/08 | 2Q/08 | 3Q/08 | 4Q/08 |
|---|-------|-------|-------|-------|-------|-------|-------|-------|
| High radiation area occurrences | 0 | 0 | 0 | 0 | 0 | 0 | 0 | 0 |
| Very high radiation area occurrences | 0 | 0 | 0 | 0 | 0 | 0 | 0 | 0 |
| Unintended exposure occurrences | 0 | 0 | 0 | 0 | 0 | 0 | 0 | 0 |
| Indicator value | 0 | 0 | 0 | 0 | 0 | 0 | 0 | 0 |

Licensee Comments: none

RETS/ODCM Radiological Effluent



Thresholds: White > 1.0 Yellow > 3.0

Notes

| RETS/ODCM Radiological Effluent | 1Q/07 | 2Q/07 | 3Q/07 | 4Q/07 | 1Q/08 | 2Q/08 | 3Q/08 | 4Q/08 |
|---------------------------------|-------|-------|-------|-------|-------|-------|-------|-------|
| RETS/ODCM occurrences | 0 | 0 | 0 | 0 | 0 | 0 | 0 | 0 |
| Indicator value | 0 | 0 | 0 | 0 | 0 | 0 | 0 | 0 |

Licensee Comments: none

[Security](#) information not publicly available.