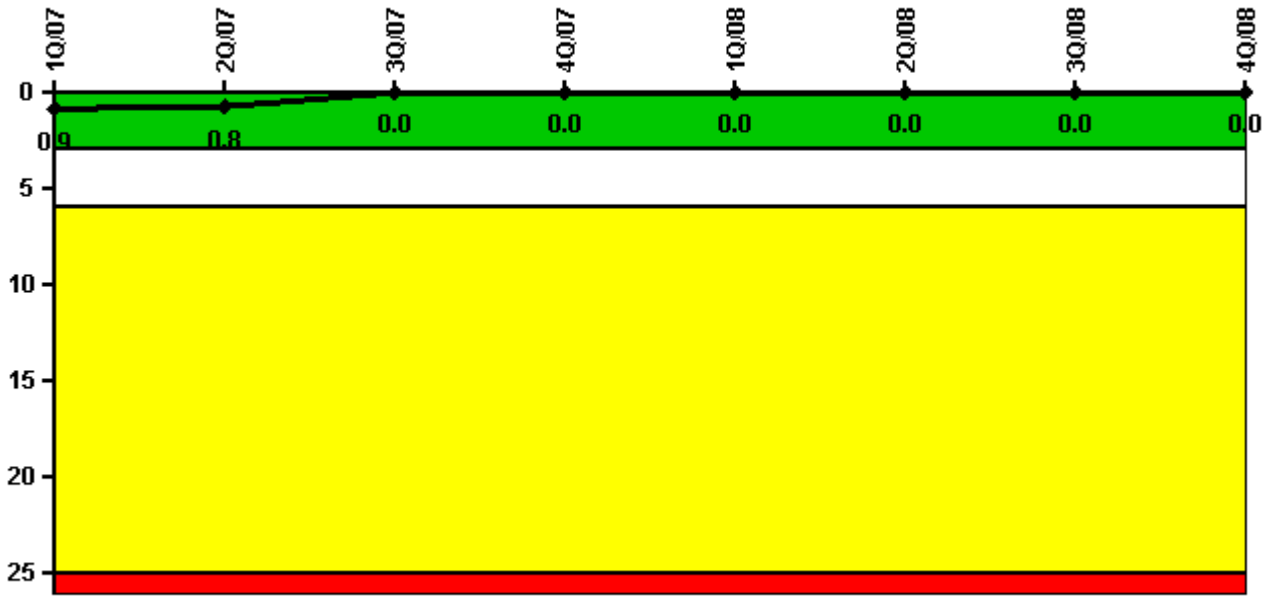


Davis-Besse

4Q/2008 Performance Indicators

Licensee's General Comments: none

Unplanned Scrams per 7000 Critical Hrs



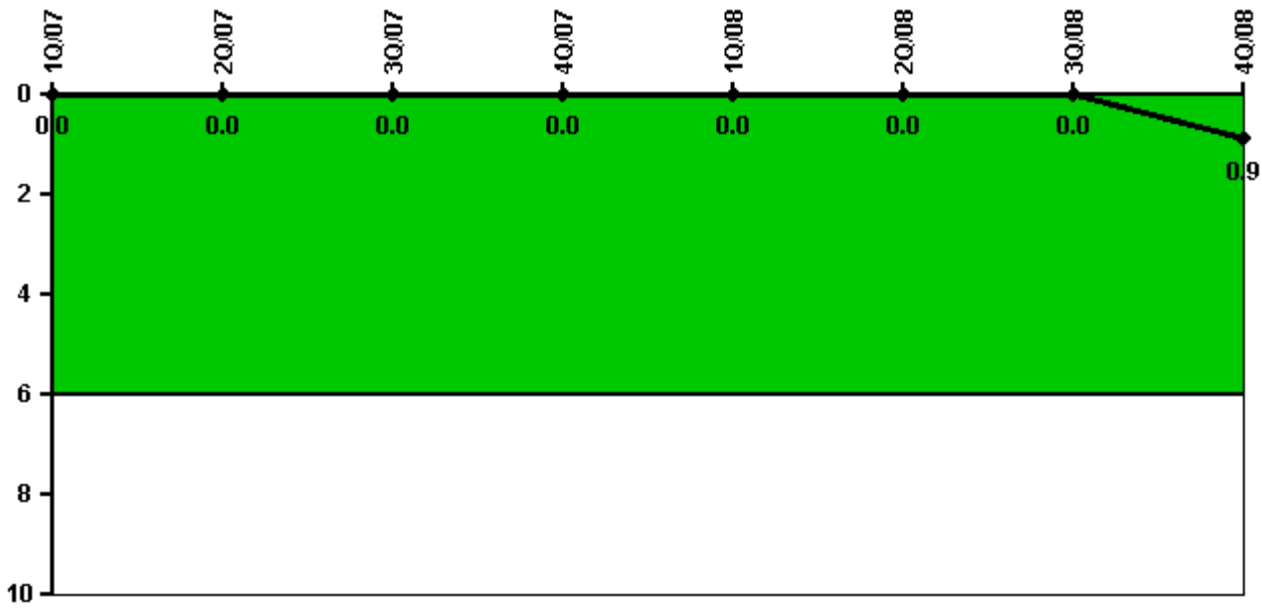
Thresholds: White > 3.0 Yellow > 6.0 Red > 25.0

Notes

Unplanned Scrams per 7000 Critical Hrs	1Q/07	2Q/07	3Q/07	4Q/07	1Q/08	2Q/08	3Q/08	4Q/08
Unplanned scrams	0	0	0	0	0	0	0	0
Critical hours	2159.0	2184.0	2208.0	2163.3	1252.6	2184.0	2208.0	2209.0
Indicator value	0.9	0.8	0	0	0	0	0	0

Licensee Comments: none

Unplanned Power Changes per 7000 Critical Hrs



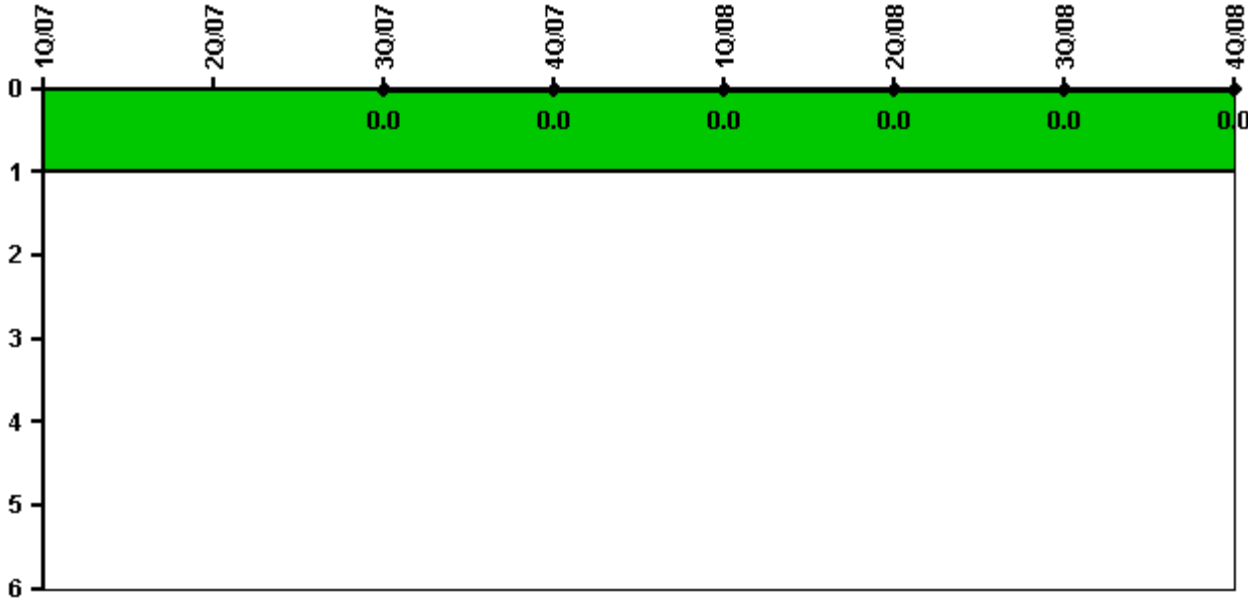
Thresholds: White > 6.0

Notes

Unplanned Power Changes per 7000 Critical Hrs	1Q/07	2Q/07	3Q/07	4Q/07	1Q/08	2Q/08	3Q/08	4Q/08
Unplanned power changes	0	0	0	0	0	0	0	1.0
Critical hours	2159.0	2184.0	2208.0	2163.3	1252.6	2184.0	2208.0	2209.0
Indicator value	0	0	0	0	0	0	0	0.9

Licensee Comments: none

Unplanned Scrams with Complications



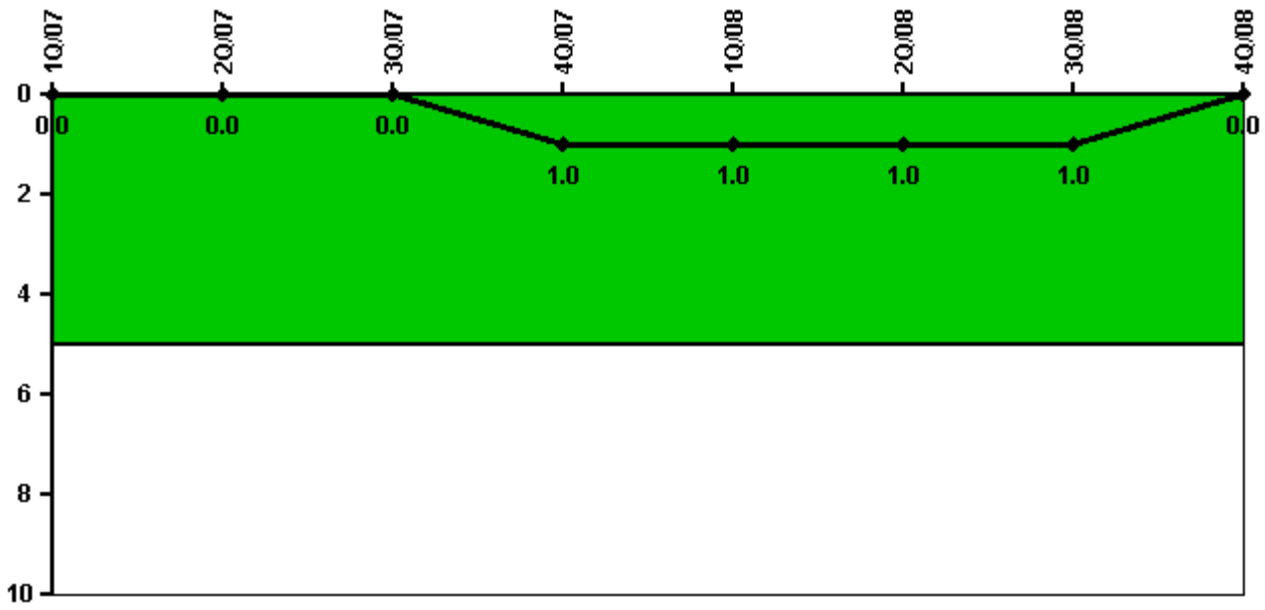
Thresholds: White > 1.0

Notes

Unplanned Scrams with Complications	1Q/07	2Q/07	3Q/07	4Q/07	1Q/08	2Q/08	3Q/08	4Q/08
Scrams with complications	0	0	0	0	0	0	0	0
Indicator value			0.0	0.0	0.0	0.0	0.0	0.0

Licensee Comments: none

Safety System Functional Failures (PWR)



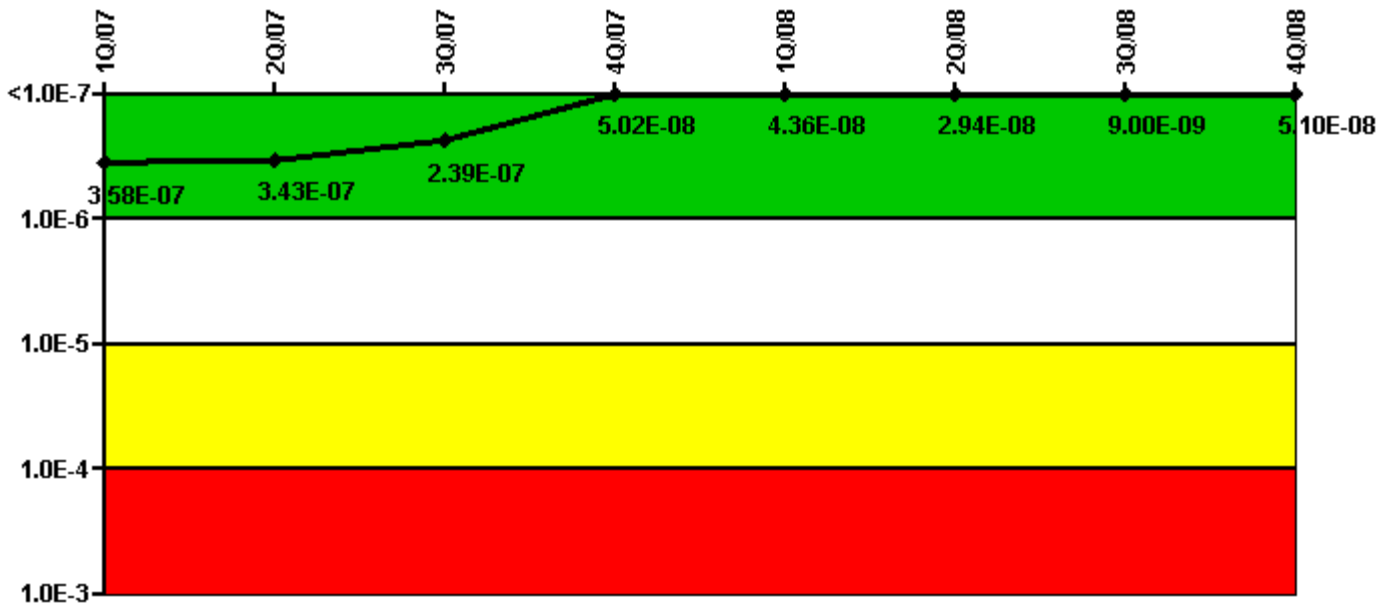
Thresholds: White > 5.0

Notes

Safety System Functional Failures (PWR)	1Q/07	2Q/07	3Q/07	4Q/07	1Q/08	2Q/08	3Q/08	4Q/08
Safety System Functional Failures	0	0	0	1	0	0	0	0
Indicator value	0	0	0	1	1	1	1	0

Licensee Comments: none

Mitigating Systems Performance Index, Emergency AC Power System



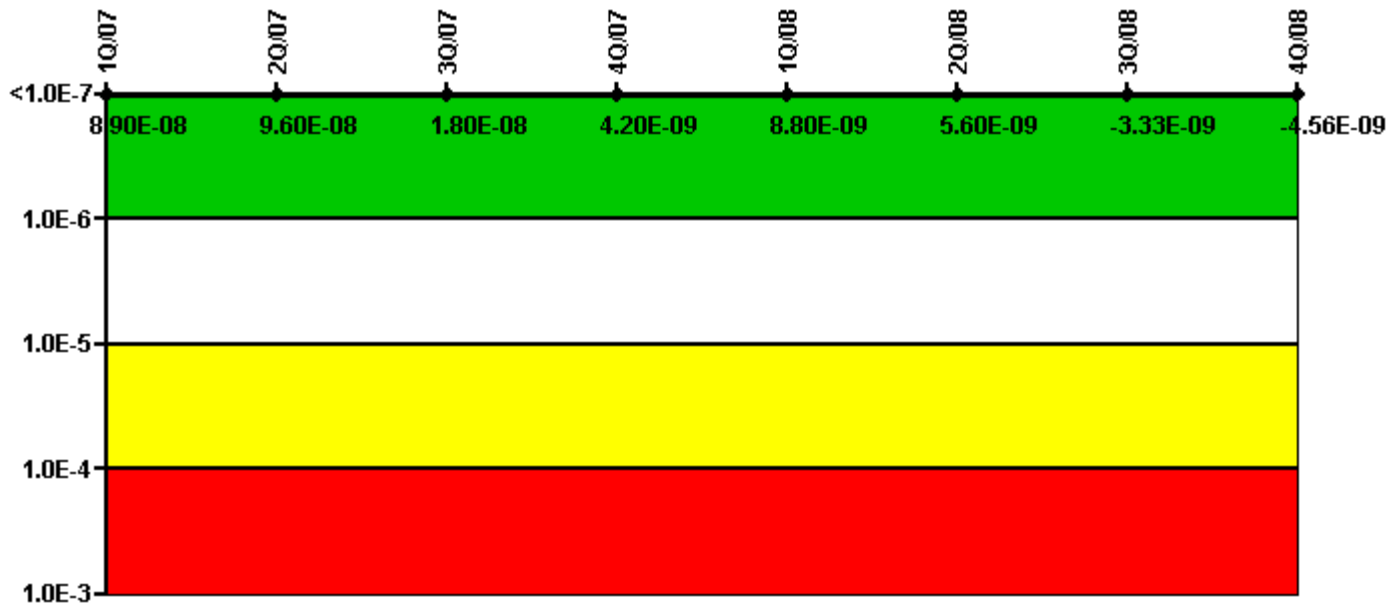
Thresholds: White > 1.00E-6 Yellow > 1.00E-5 Red > 1.00E-4

Notes

Mitigating Systems Performance Index, Emergency AC Power System	1Q/07	2Q/07	3Q/07	4Q/07	1Q/08	2Q/08	3Q/08	4Q/08
UAI (ΔCDF)	2.70E-07	2.70E-07	1.60E-07	4.10E-08	4.20E-08	2.00E-08	-6.00E-09	3.90E-08
URI (ΔCDF)	8.80E-08	7.30E-08	7.90E-08	9.20E-09	1.60E-09	9.40E-09	1.50E-08	1.20E-08
PLE	NO	NO	NO	NO	NO	NO	NO	NO
Indicator value	3.58E-07	3.43E-07	2.39E-07	5.02E-08	4.36E-08	2.94E-08	9.00E-09	5.10E-08

Licensee Comments: none

Mitigating Systems Performance Index, High Pressure Injection System



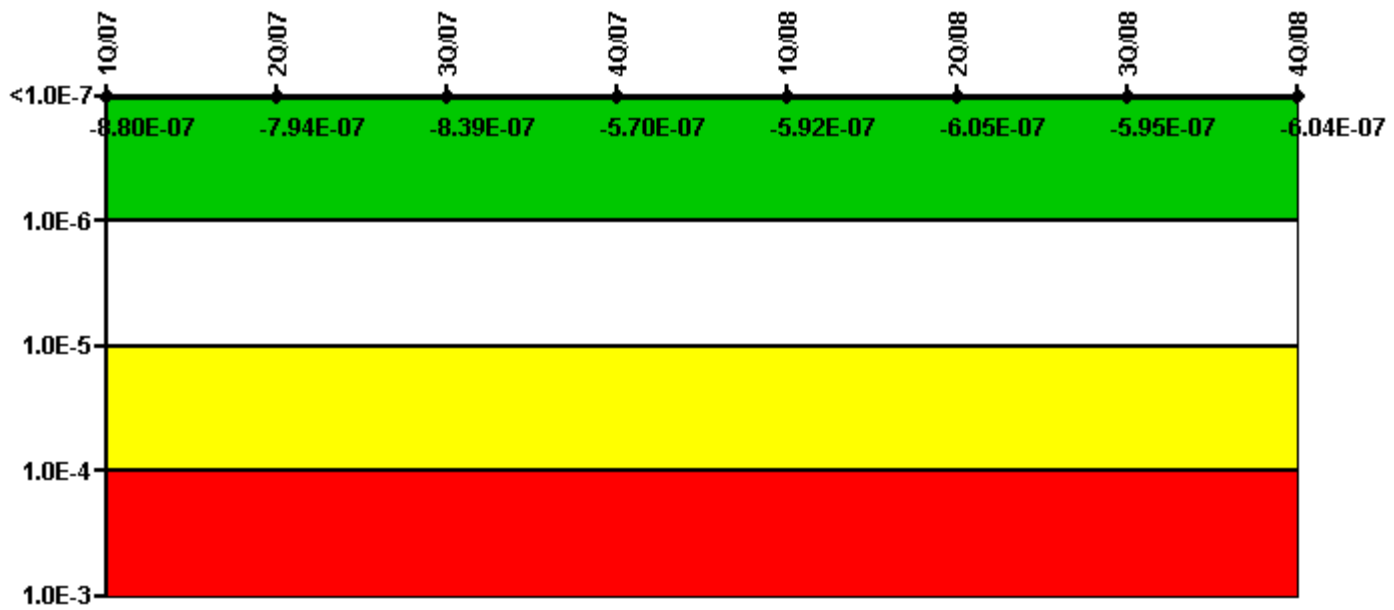
Thresholds: White > 1.00E-6 Yellow > 1.00E-5 Red > 1.00E-4

Notes

Mitigating Systems Performance Index, High Pressure Injection System	1Q/07	2Q/07	3Q/07	4Q/07	1Q/08	2Q/08	3Q/08	4Q/08
UAI (Δ CDF)	1.20E-07	1.30E-07	5.20E-08	7.90E-09	1.30E-08	9.60E-09	5.70E-10	-6.60E-10
URI (Δ CDF)	-3.10E-08	-3.40E-08	-3.40E-08	-3.70E-09	-4.20E-09	-4.00E-09	-3.90E-09	-3.90E-09
PLE	NO	NO	NO	NO	NO	NO	NO	NO
Indicator value	8.90E-08	9.60E-08	1.80E-08	4.20E-09	8.80E-09	5.60E-09	-3.33E-09	-4.56E-09

Licensee Comments: none

Mitigating Systems Performance Index, Heat Removal System



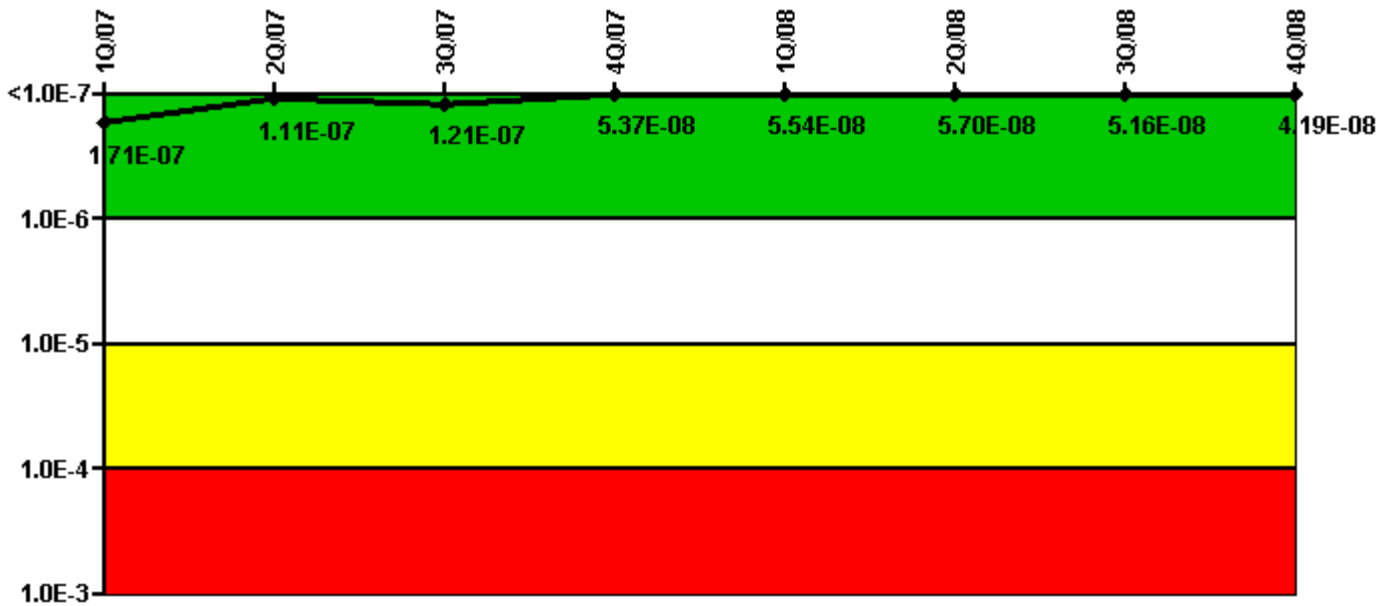
Thresholds: White > 1.00E-6 Yellow > 1.00E-5 Red > 1.00E-4

Notes

Mitigating Systems Performance Index, Heat Removal System	1Q/07	2Q/07	3Q/07	4Q/07	1Q/08	2Q/08	3Q/08	4Q/08
UAI (Δ CDF)	1.00E-07	8.60E-08	3.10E-08	1.00E-08	-1.50E-09	-5.20E-09	-4.60E-09	-3.80E-09
URI (Δ CDF)	-9.80E-07	-8.80E-07	-8.70E-07	-5.80E-07	-5.90E-07	-6.00E-07	-5.90E-07	-6.00E-07
PLE	NO	NO	NO	NO	NO	NO	NO	NO
Indicator value	-8.80E-07	-7.94E-07	-8.39E-07	-5.70E-07	-5.92E-07	-6.05E-07	-5.95E-07	-6.04E-07

Licensee Comments: none

Mitigating Systems Performance Index, Residual Heat Removal System



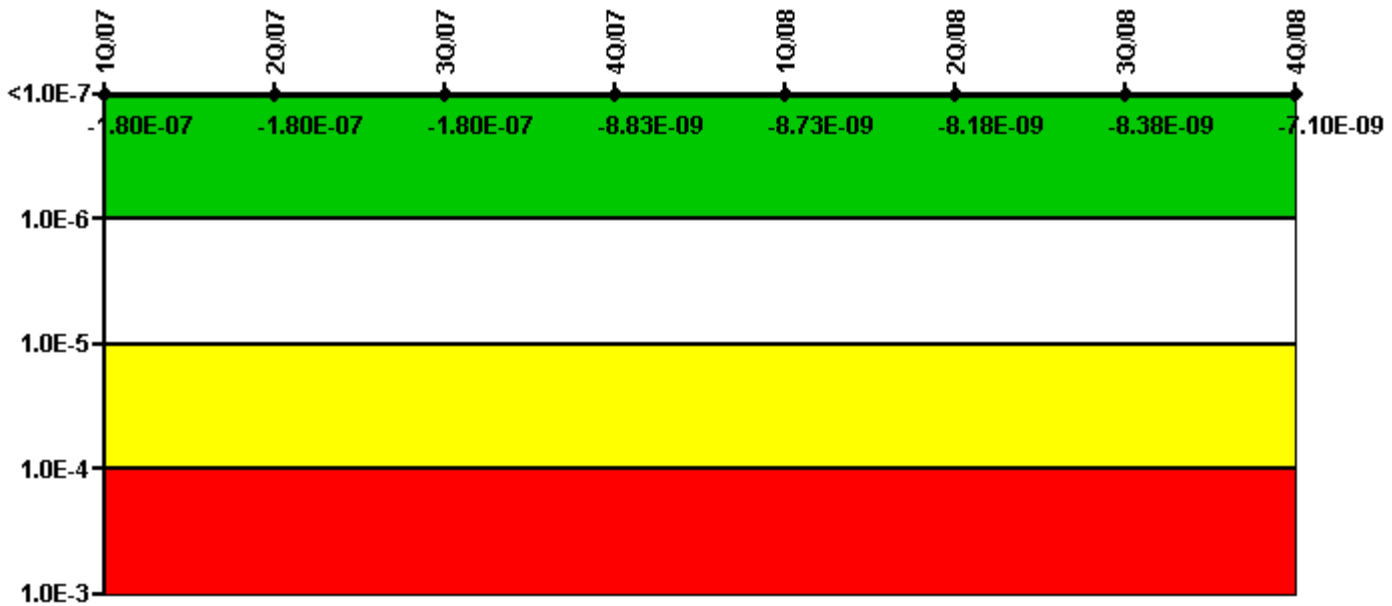
Thresholds: White > 1.00E-6 Yellow > 1.00E-5 Red > 1.00E-4

Notes

Mitigating Systems Performance Index, Residual Heat Removal System	1Q/07	2Q/07	3Q/07	4Q/07	1Q/08	2Q/08	3Q/08	4Q/08
UAI (Δ CDF)	2.20E-07	1.60E-07	1.70E-07	4.60E-08	4.80E-08	5.00E-08	4.40E-08	3.30E-08
URI (Δ CDF)	-4.90E-08	-4.90E-08	-4.90E-08	7.70E-09	7.40E-09	7.00E-09	7.60E-09	8.90E-09
PLE	NO	NO	NO	NO	NO	NO	NO	NO
Indicator value	1.71E-07	1.11E-07	1.21E-07	5.37E-08	5.54E-08	5.70E-08	5.16E-08	4.19E-08

Licensee Comments: none

Mitigating Systems Performance Index, Cooling Water Systems



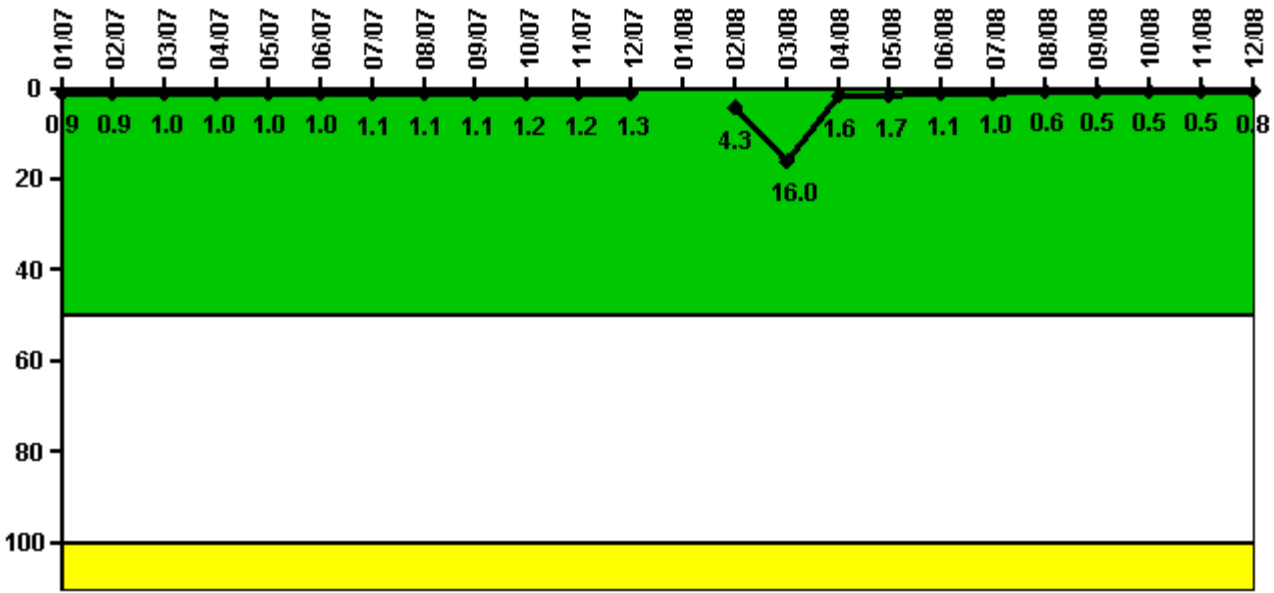
Thresholds: White > 1.00E-6 Yellow > 1.00E-5 Red > 1.00E-4

Notes

Mitigating Systems Performance Index, Cooling Water Systems	1Q/07	2Q/07	3Q/07	4Q/07	1Q/08	2Q/08	3Q/08	4Q/08
UAI (Δ CDF)	-1.60E-10	-1.60E-10	-1.60E-10	-3.10E-11	-3.10E-11	3.20E-10	3.20E-10	1.40E-09
URI (Δ CDF)	-1.80E-07	-1.80E-07	-1.80E-07	-8.80E-09	-8.70E-09	-8.50E-09	-8.70E-09	-8.50E-09
PLE	NO	NO	NO	NO	NO	NO	NO	NO
Indicator value	-1.80E-07	-1.80E-07	-1.80E-07	-8.83E-09	-8.73E-09	-8.18E-09	-8.38E-09	-7.10E-09

Licensee Comments: none

Reactor Coolant System Activity



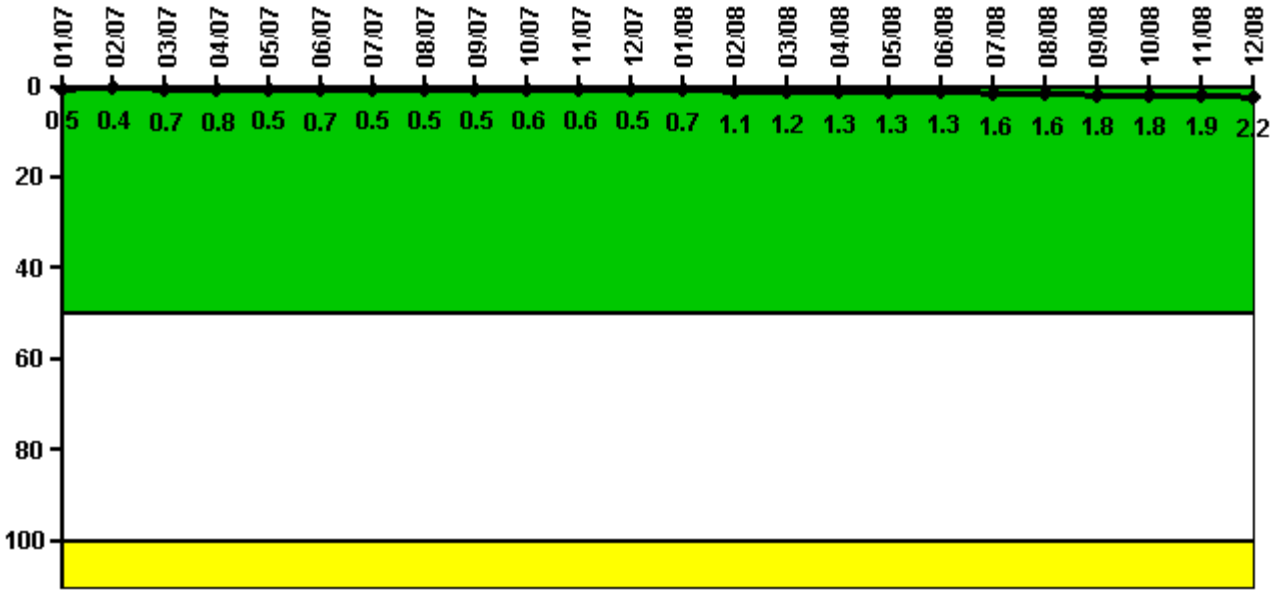
Thresholds: White > 50.0 Yellow > 100.0

Notes

Reactor Coolant System Activity	1/07	2/07	3/07	4/07	5/07	6/07	7/07	8/07	9/07	10/07	11/07	12/07
Maximum activity	0.009000	0.009200	0.009500	0.009700	0.010000	0.010000	0.011000	0.011000	0.011000	0.012000	0.012000	0.013000
Technical specification limit	1.0	1.0	1.0	1.0	1.0	1.0	1.0	1.0	1.0	1.0	1.0	1.0
Indicator value	0.9	0.9	1.0	1.0	1.0	1.0	1.1	1.1	1.1	1.2	1.2	1.3
Reactor Coolant System Activity	1/08	2/08	3/08	4/08	5/08	6/08	7/08	8/08	9/08	10/08	11/08	12/08
Maximum activity	N/A	0.043000	0.160000	0.016400	0.017200	0.011000	0.009600	0.005600	0.005000	0.005400	0.005400	0.008300
Technical specification limit	1.0	1.0	1.0	1.0	1.0	1.0	1.0	1.0	1.0	1.0	1.0	1.0
Indicator value	N/A	4.3	16.0	1.6	1.7	1.1	1.0	0.6	0.5	0.5	0.5	0.8

Licensee Comments: none

Reactor Coolant System Leakage



Thresholds: White > 50.0 Yellow > 100.0

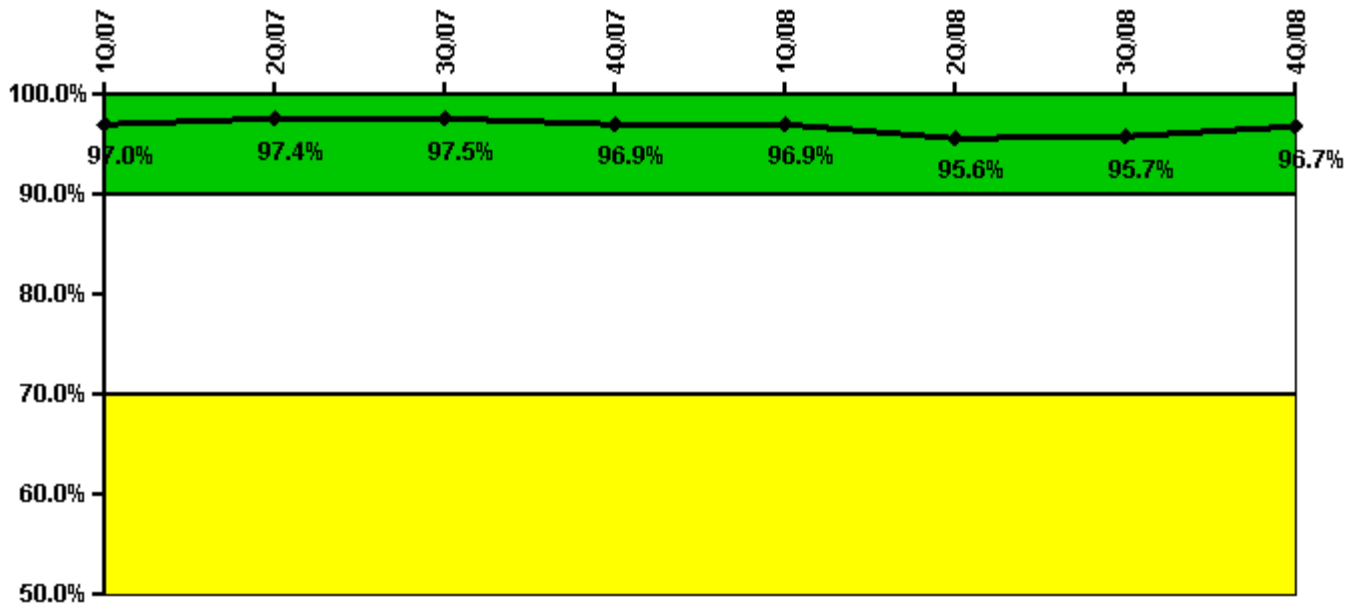
Notes

Reactor Coolant System Leakage	1/07	2/07	3/07	4/07	5/07	6/07	7/07	8/07	9/07	10/07	11/07	12/07
Maximum leakage	0.048	0.042	0.074	0.084	0.048	0.065	0.047	0.047	0.052	0.062	0.060	0.050
Technical specification limit	10.0	10.0	10.0	10.0	10.0	10.0	10.0	10.0	10.0	10.0	10.0	10.0
Indicator value	0.5	0.4	0.7	0.8	0.5	0.7	0.5	0.5	0.5	0.6	0.6	0.5

Reactor Coolant System Leakage	1/08	2/08	3/08	4/08	5/08	6/08	7/08	8/08	9/08	10/08	11/08	12/08
Maximum leakage	0.069	0.113	0.121	0.133	0.125	0.133	0.158	0.160	0.176	0.177	0.190	0.220
Technical specification limit	10.0	10.0	10.0	10.0	10.0	10.0	10.0	10.0	10.0	10.0	10.0	10.0
Indicator value	0.7	1.1	1.2	1.3	1.3	1.3	1.6	1.6	1.8	1.8	1.9	2.2

Licensee Comments: none

Drill/Exercise Performance



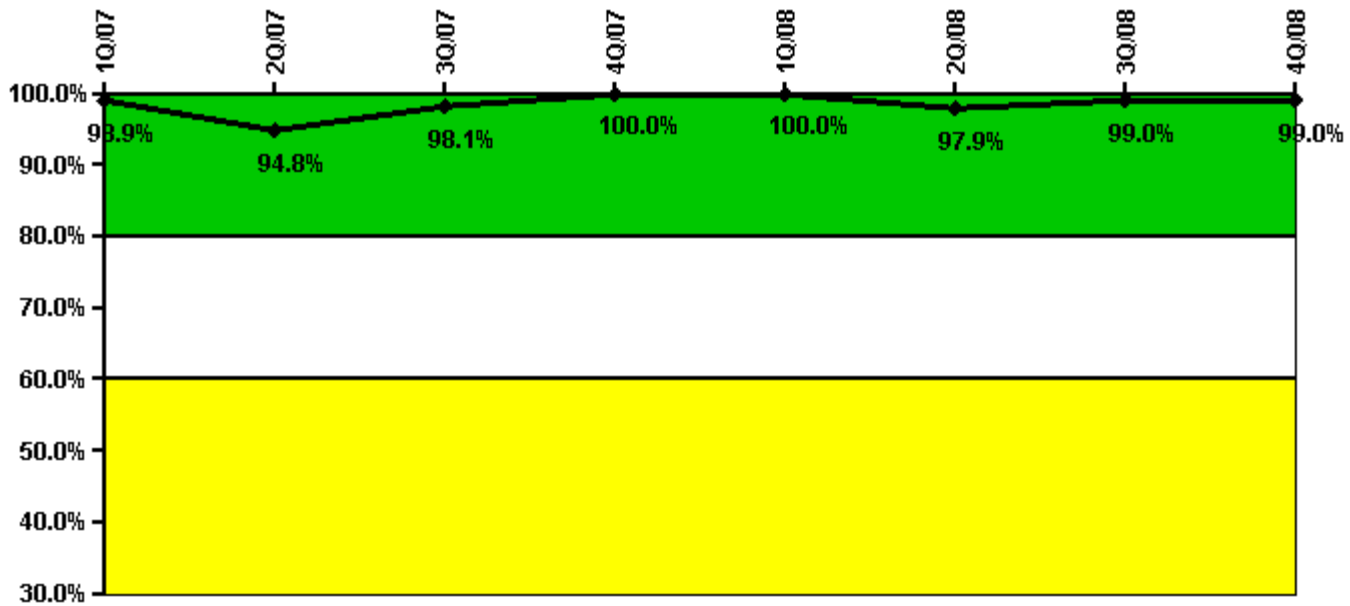
Thresholds: White < 90.0% Yellow < 70.0%

Notes

Drill/Exercise Performance	1Q/07	2Q/07	3Q/07	4Q/07	1Q/08	2Q/08	3Q/08	4Q/08
Successful opportunities	9.0	38.0	29.0	45.0	0	17.0	28.0	38.0
Total opportunities	10.0	38.0	30.0	46.0	0	20.0	28.0	39.0
Indicator value	97.0%	97.4%	97.5%	96.9%	96.9%	95.6%	95.7%	96.7%

Licensee Comments: none

ERO Drill Participation



Thresholds: White < 80.0% Yellow < 60.0%

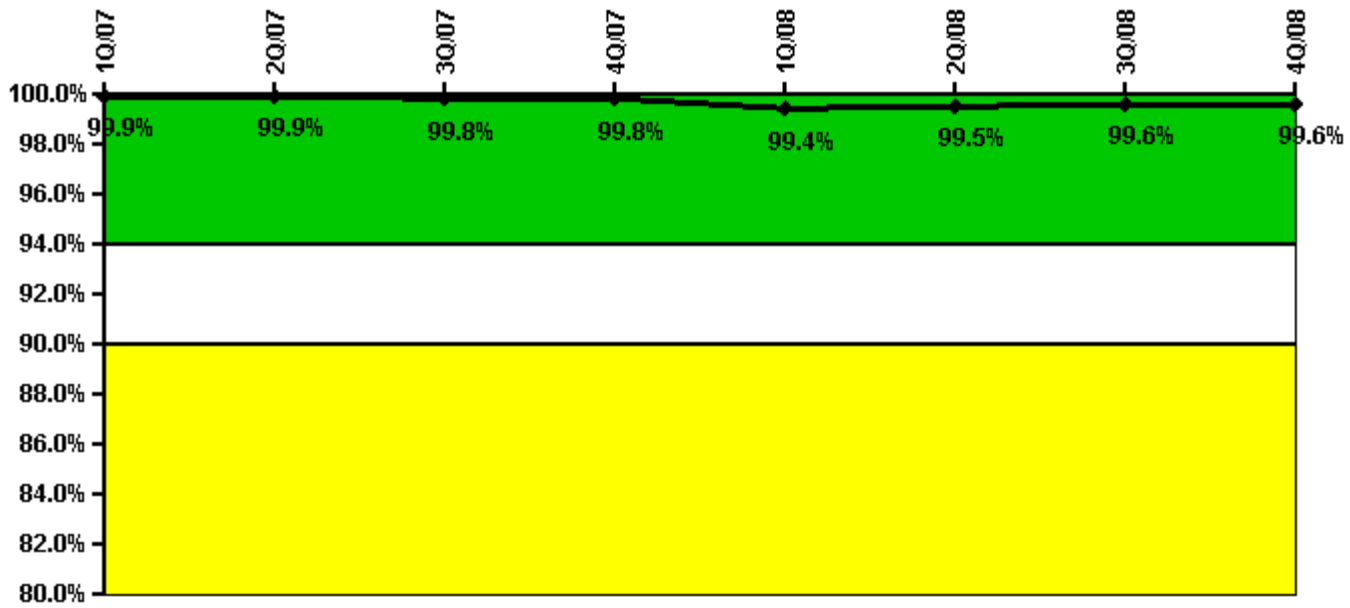
Notes

ERO Drill Participation	1Q/07	2Q/07	3Q/07	4Q/07	1Q/08	2Q/08	3Q/08	4Q/08
Participating Key personnel	90.0	91.0	103.0	101.0	93.0	94.0	96.0	99.0
Total Key personnel	91.0	96.0	105.0	101.0	93.0	96.0	97.0	100.0
Indicator value	98.9%	94.8%	98.1%	100.0%	100.0%	97.9%	99.0%	99.0%

Licensee Comments:

4Q/08: 3Q2008 data revised to add two individuals that were inadvertently omitted from both participating and total key personnel numbers. No impact on indicator color.

Alert & Notification System



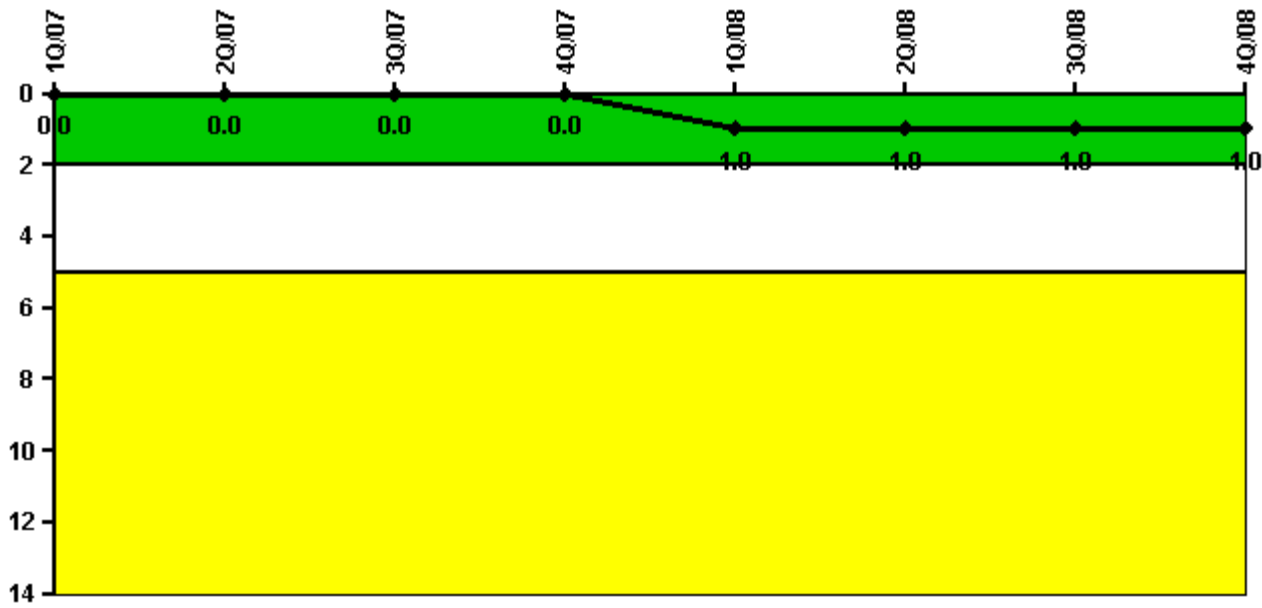
Thresholds: White < 94.0% Yellow < 90.0%

Notes

Alert & Notification System	1Q/07	2Q/07	3Q/07	4Q/07	1Q/08	2Q/08	3Q/08	4Q/08
Successful siren-tests	697	699	700	700	693	701	702	701
Total sirens-tests	697	702	702	702	702	702	702	702
Indicator value	99.9%	99.9%	99.8%	99.8%	99.4%	99.5%	99.6%	99.6%

Licensee Comments: none

Occupational Exposure Control Effectiveness



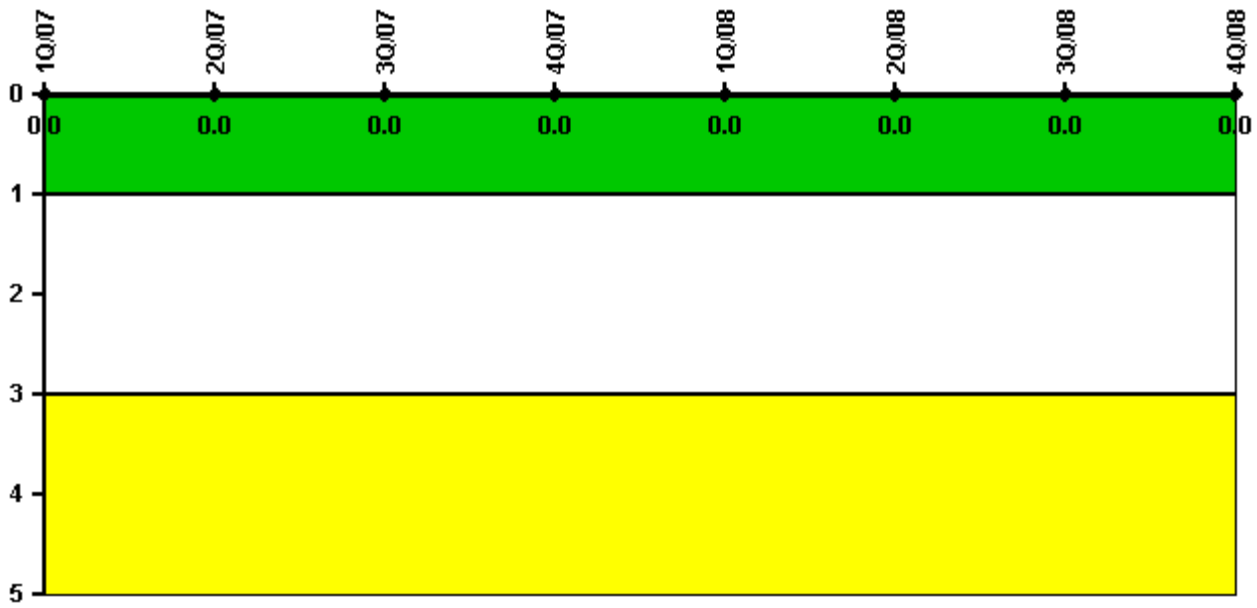
Thresholds: White > 2.0 Yellow > 5.0

Notes

Occupational Exposure Control Effectiveness	1Q/07	2Q/07	3Q/07	4Q/07	1Q/08	2Q/08	3Q/08	4Q/08
High radiation area occurrences	0	0	0	0	1	0	0	0
Very high radiation area occurrences	0	0	0	0	0	0	0	0
Unintended exposure occurrences	0	0	0	0	0	0	0	0
Indicator value	0	0	0	0	1	1	1	1

Licensee Comments: none

RETS/ODCM Radiological Effluent



Thresholds: White > 1.0 Yellow > 3.0

Notes

RETS/ODCM Radiological Effluent	1Q/07	2Q/07	3Q/07	4Q/07	1Q/08	2Q/08	3Q/08	4Q/08
RETS/ODCM occurrences	0	0	0	0	0	0	0	0
Indicator value	0	0	0	0	0	0	0	0

Licensee Comments: none

[Security](#) information not publicly available.