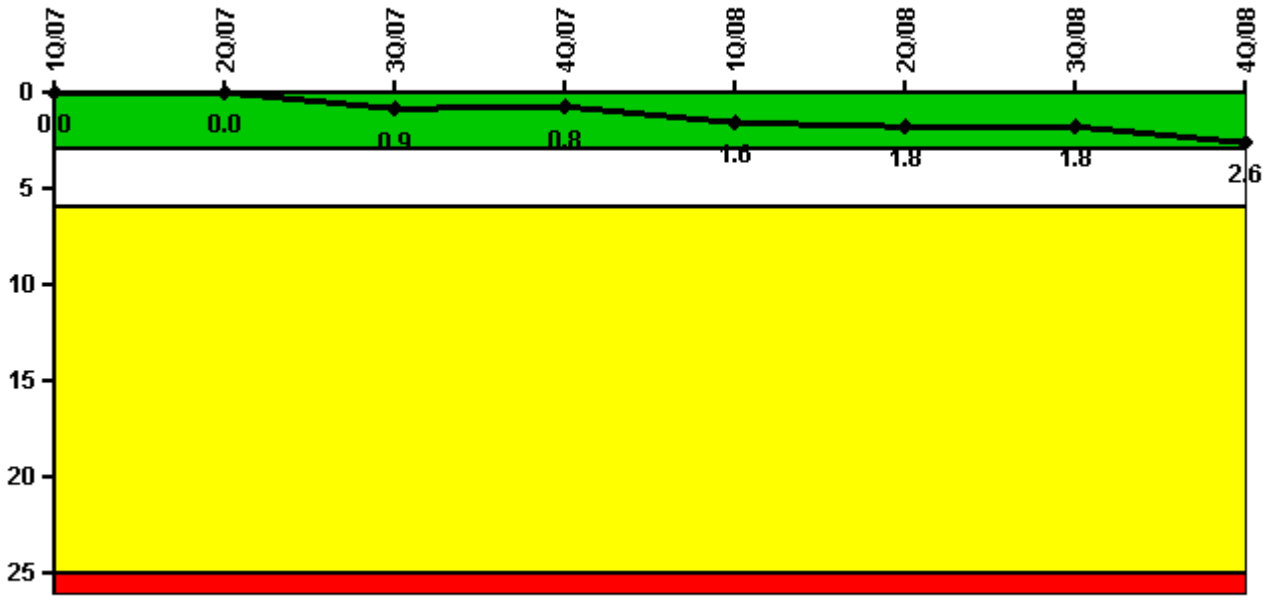


# D.C. Cook 1

## 4Q/2008 Performance Indicators

Licensee's General Comments: none

### Unplanned Scrams per 7000 Critical Hrs



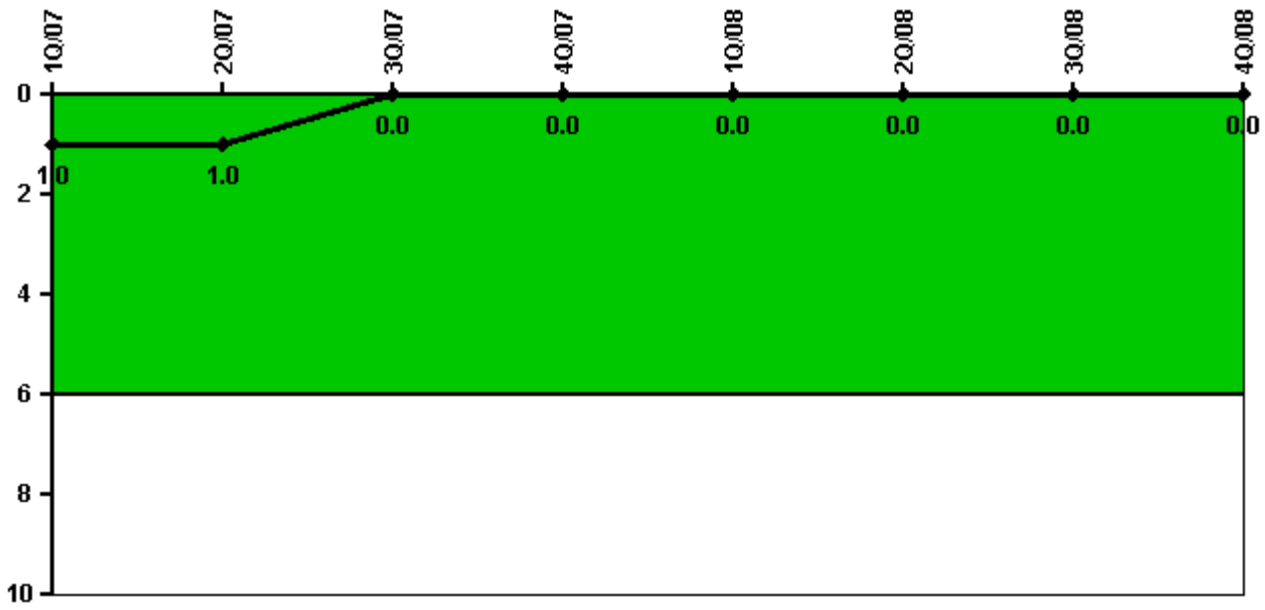
Thresholds: White > 3.0 Yellow > 6.0 Red > 25.0

### Notes

Unplanned Scrams per 7000 Critical Hrs	1Q/07	2Q/07	3Q/07	4Q/07	1Q/08	2Q/08	3Q/08	4Q/08
Unplanned scrams	0	0	1.0	0	1.0	0	1.0	0
Critical hours	2159.0	2184.0	2183.0	2209.0	2006.3	1497.5	1964.1	0
Indicator value	0	0	0.9	0.8	1.6	1.8	1.8	2.6

Licensee Comments: none

## Unplanned Power Changes per 7000 Critical Hrs



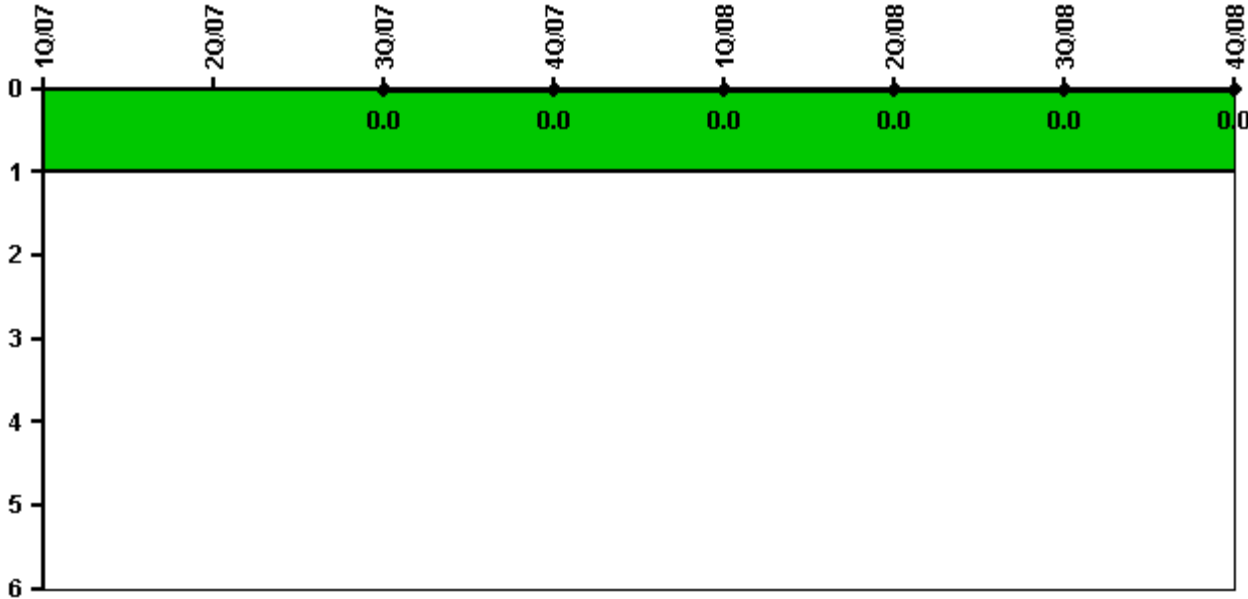
Thresholds: White > 6.0

### Notes

Unplanned Power Changes per 7000 Critical Hrs	1Q/07	2Q/07	3Q/07	4Q/07	1Q/08	2Q/08	3Q/08	4Q/08
Unplanned power changes	0	0	0	0	0	0	0	0
Critical hours	2159.0	2184.0	2183.0	2209.0	2006.3	1497.5	1964.1	0
Indicator value	1.0	1.0	0	0	0	0	0	0

Licensee Comments: none

# Unplanned Scrams with Complications



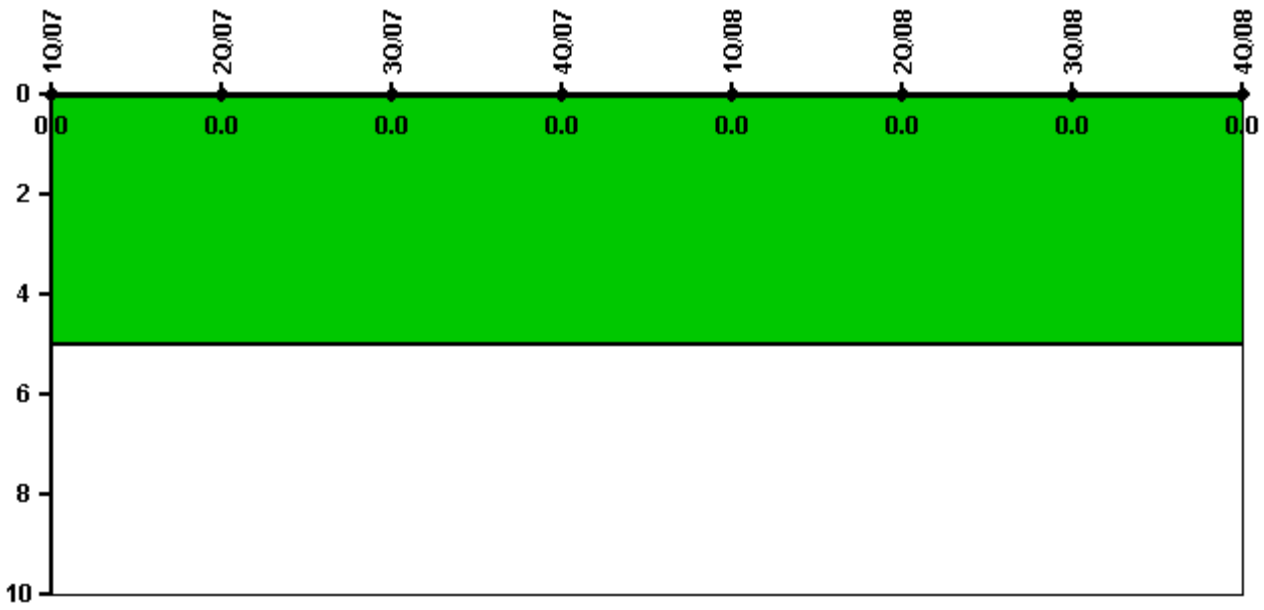
Thresholds: White > 1.0

**Notes**

Unplanned Scrams with Complications	1Q/07	2Q/07	3Q/07	4Q/07	1Q/08	2Q/08	3Q/08	4Q/08
Scrams with complications	0	0	0	0	0	0	0	0
Indicator value			0.0	0.0	0.0	0.0	0.0	0.0

Licensee Comments: none

## Safety System Functional Failures (PWR)



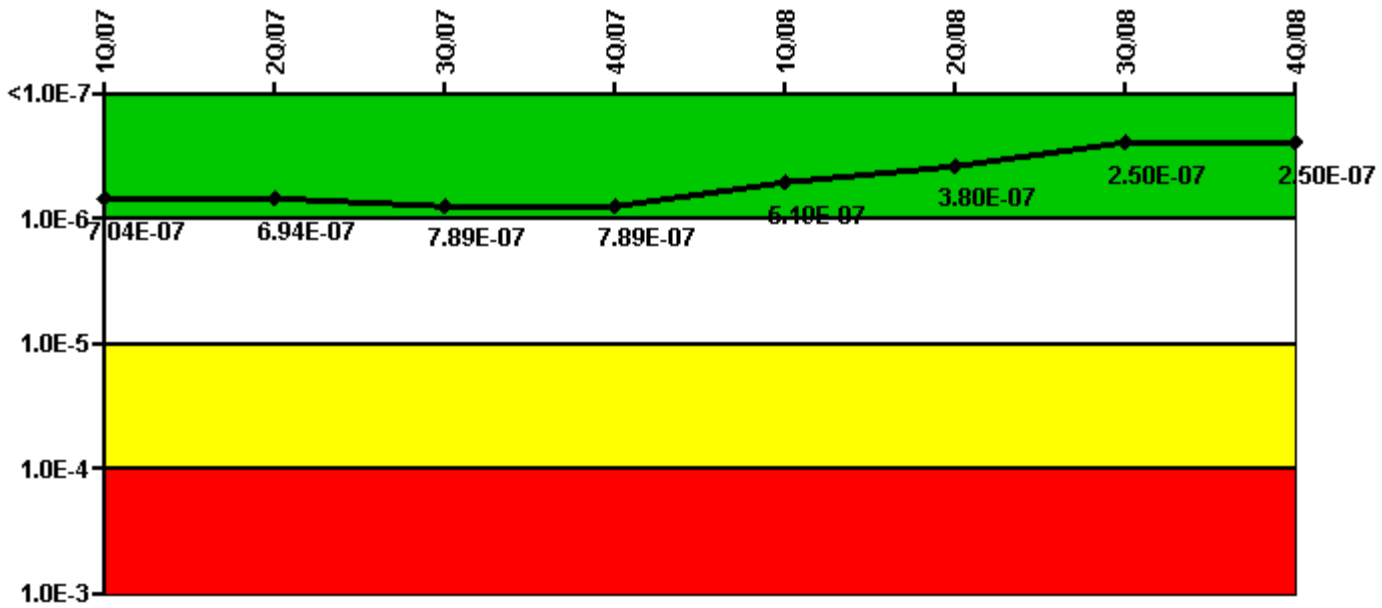
Thresholds: White > 5.0

### Notes

Safety System Functional Failures (PWR)	1Q/07	2Q/07	3Q/07	4Q/07	1Q/08	2Q/08	3Q/08	4Q/08
Safety System Functional Failures	0	0	0	0	0	0	0	0
Indicator value	0	0	0	0	0	0	0	0

Licensee Comments: none

# Mitigating Systems Performance Index, Emergency AC Power System



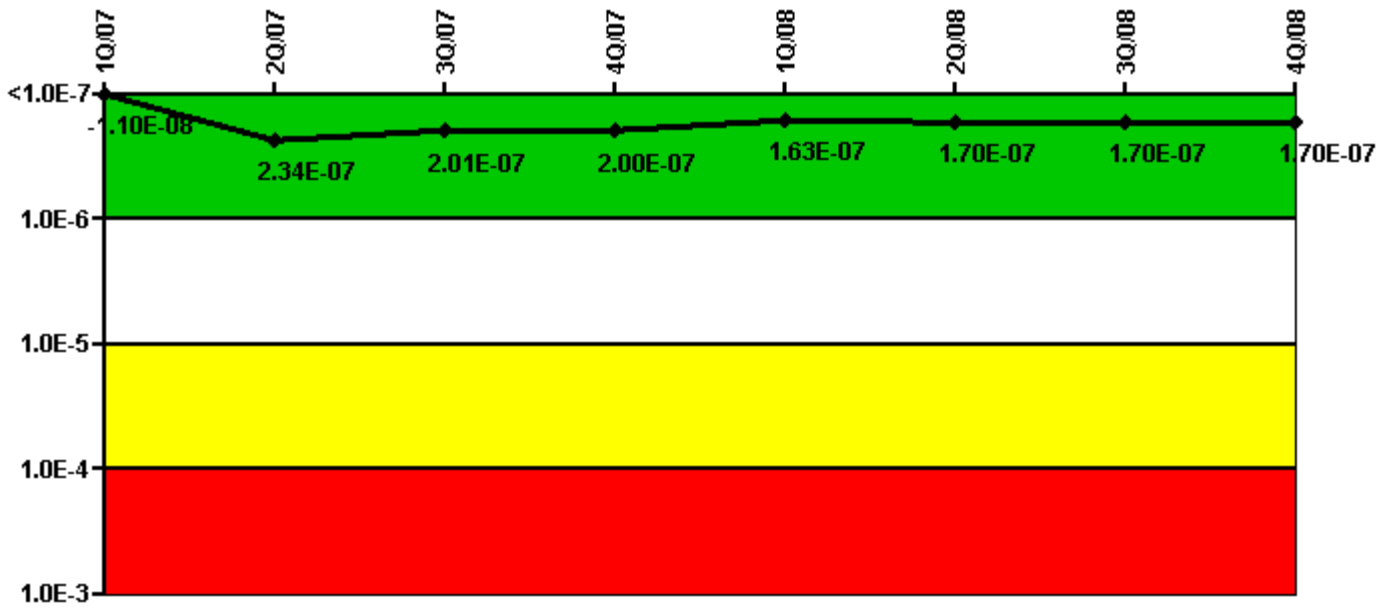
Thresholds: White > 1.00E-6 Yellow > 1.00E-5 Red > 1.00E-4

## Notes

Mitigating Systems Performance Index, Emergency AC Power System	1Q/07	2Q/07	3Q/07	4Q/07	1Q/08	2Q/08	3Q/08	4Q/08
UAI ( $\Delta$ CDF)	1.40E-08	3.50E-09	8.60E-09	8.60E-09	8.70E-09	9.00E-11	-3.70E-10	-3.50E-10
URI ( $\Delta$ CDF)	6.90E-07	6.90E-07	7.80E-07	7.80E-07	5.10E-07	3.80E-07	2.50E-07	2.50E-07
PLE	NO	NO	NO	NO	NO	NO	NO	NO
Indicator value	7.04E-07	6.94E-07	7.89E-07	7.89E-07	5.19E-07	3.80E-07	2.50E-07	2.50E-07

Licensee Comments: none

# Mitigating Systems Performance Index, High Pressure Injection System



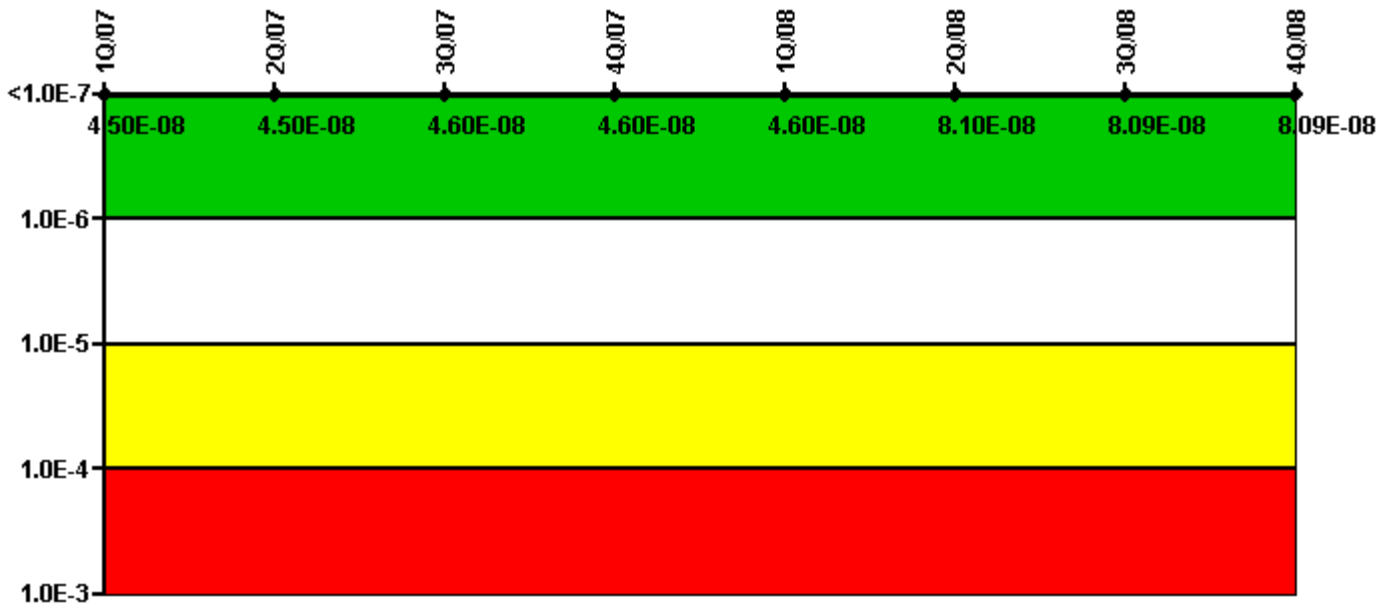
Thresholds: White > 1.00E-6 Yellow > 1.00E-5 Red > 1.00E-4

## Notes

Mitigating Systems Performance Index, High Pressure Injection System	1Q/07	2Q/07	3Q/07	4Q/07	1Q/08	2Q/08	3Q/08	4Q/08
UAI ( $\Delta$ CDF)	1.50E-08	2.40E-08	1.10E-08	9.80E-09	-1.70E-08	-3.30E-11	-3.30E-11	-3.20E-11
URI ( $\Delta$ CDF)	-2.60E-08	2.10E-07	1.90E-07	1.90E-07	1.80E-07	1.70E-07	1.70E-07	1.70E-07
PLE	NO	NO	NO	NO	NO	NO	NO	NO
Indicator value	-1.10E-08	2.34E-07	2.01E-07	2.00E-07	1.63E-07	1.70E-07	1.70E-07	1.70E-07

Licensee Comments: none

# Mitigating Systems Performance Index, Heat Removal System



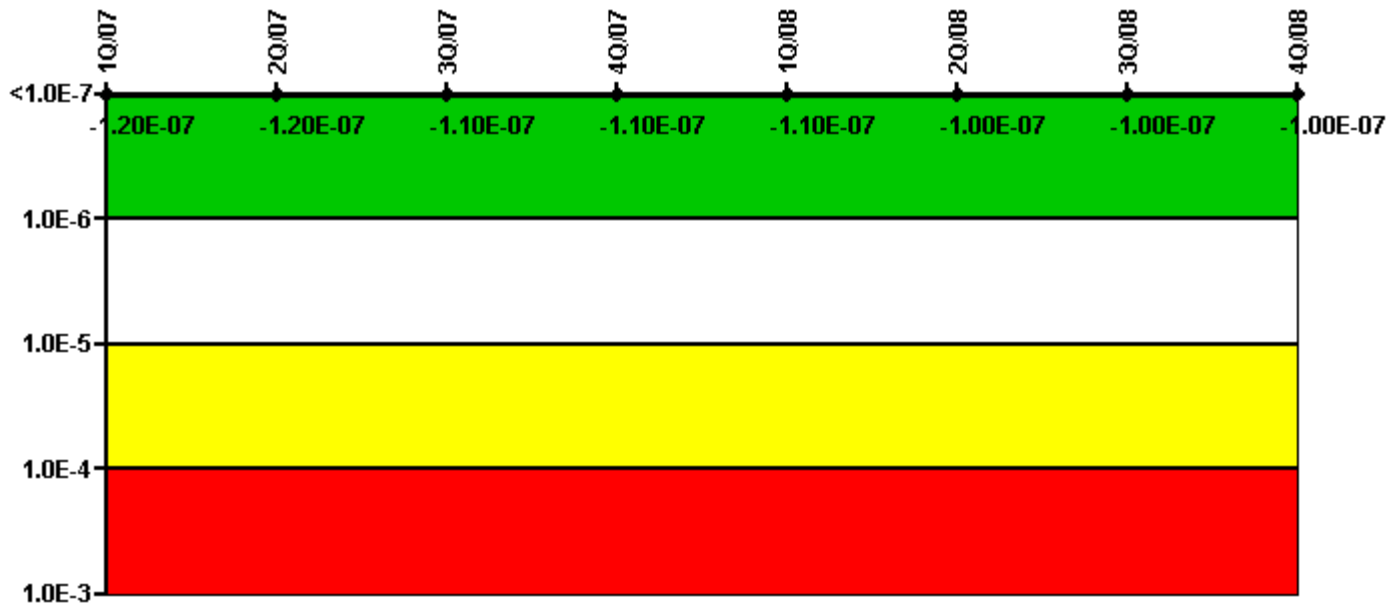
Thresholds: White > 1.00E-6 Yellow > 1.00E-5 Red > 1.00E-4

## Notes

Mitigating Systems Performance Index, Heat Removal System	1Q/07	2Q/07	3Q/07	4Q/07	1Q/08	2Q/08	3Q/08	4Q/08
UAI ( $\Delta$ CDF)	-1.20E-08	-1.20E-08	-1.20E-08	-1.20E-08	-1.20E-08	-3.70E-11	-5.60E-11	-6.00E-11
URI ( $\Delta$ CDF)	5.70E-08	5.70E-08	5.80E-08	5.80E-08	5.80E-08	8.10E-08	8.10E-08	8.10E-08
PLE	NO	NO	NO	NO	NO	NO	NO	NO
Indicator value	4.50E-08	4.50E-08	4.60E-08	4.60E-08	4.60E-08	8.10E-08	8.09E-08	8.09E-08

Licensee Comments: none

# Mitigating Systems Performance Index, Residual Heat Removal System



Thresholds: White > 1.00E-6 Yellow > 1.00E-5 Red > 1.00E-4

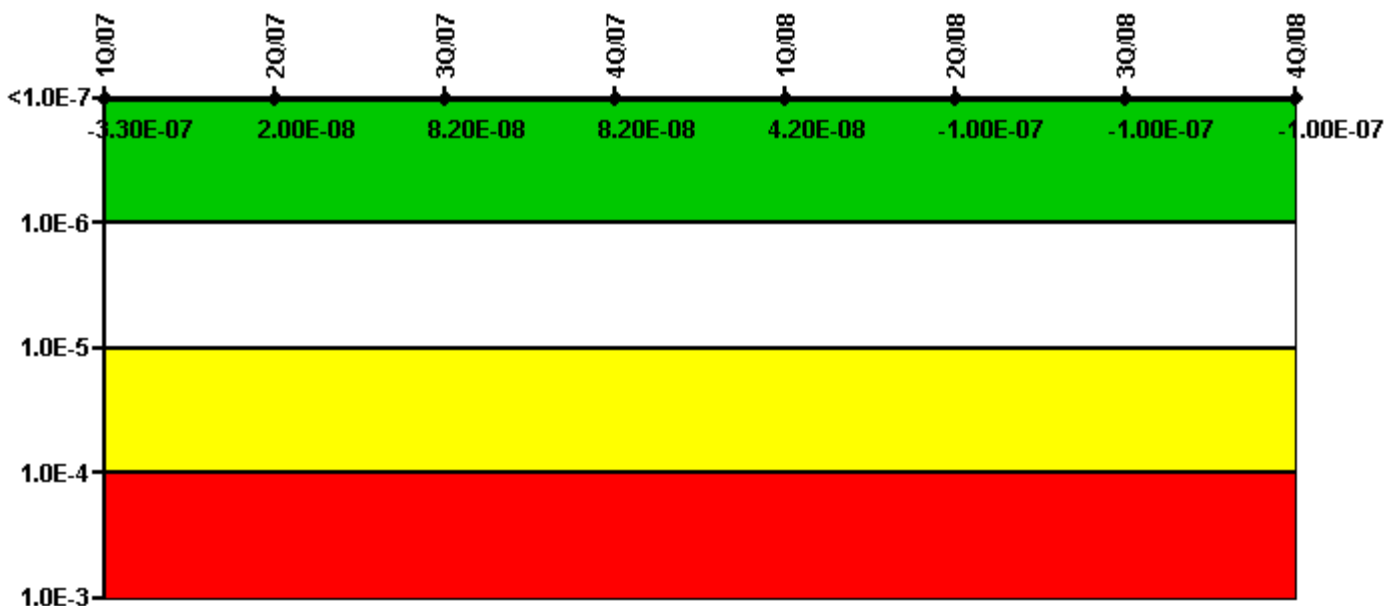
## Notes

Mitigating Systems Performance Index, Residual Heat Removal System	1Q/07	2Q/07	3Q/07	4Q/07	1Q/08	2Q/08	3Q/08	4Q/08
UAI ( $\Delta$ CDF)	3.10E-10	2.60E-10	4.30E-11	4.30E-11	2.60E-11	-5.70E-14	-2.50E-13	-2.50E-13
URI ( $\Delta$ CDF)	-1.20E-07	-1.20E-07	-1.10E-07	-1.10E-07	-1.10E-07	-1.00E-07	-1.00E-07	-1.00E-07
PLE	NO	NO	NO	NO	NO	NO	NO	NO
Indicator value	-1.20E-07	-1.20E-07	-1.10E-07	-1.10E-07	-1.10E-07	-1.00E-07	-1.00E-07	-1.00E-07

Licensee Comments: none



# Mitigating Systems Performance Index, Cooling Water Systems



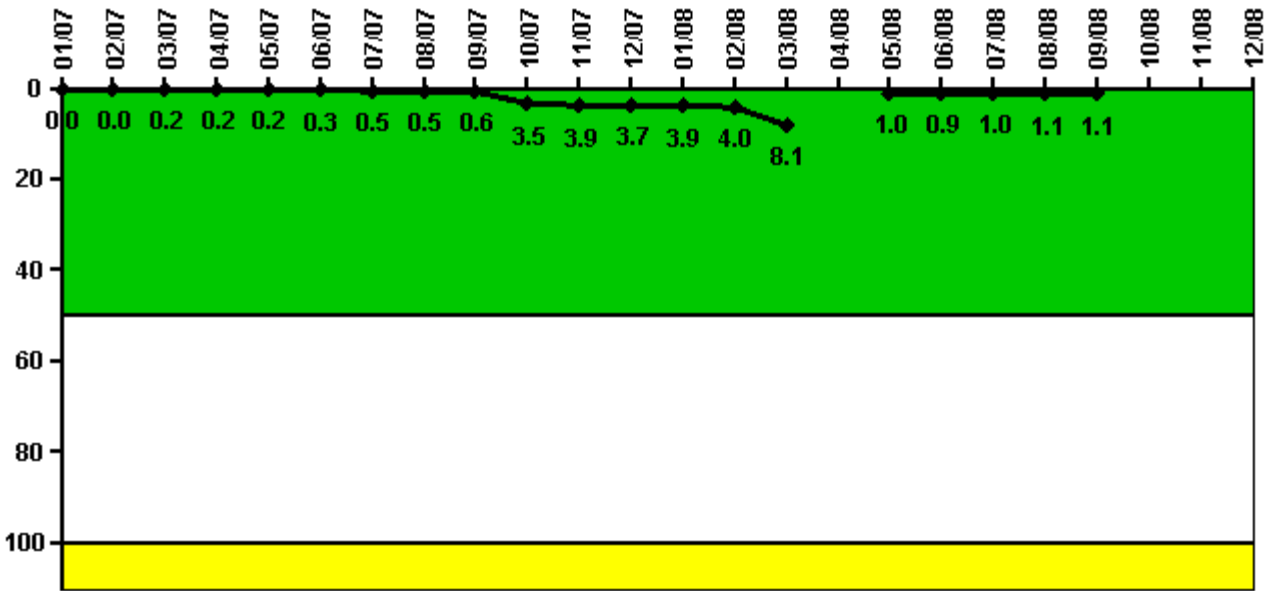
Thresholds: White > 1.00E-6 Yellow > 1.00E-5 Red > 1.00E-4

## Notes

Mitigating Systems Performance Index, Cooling Water Systems	1Q/07	2Q/07	3Q/07	4Q/07	1Q/08	2Q/08	3Q/08	4Q/08
UAI ( $\Delta$ CDF)	-1.30E-07	2.20E-07	1.60E-07	1.60E-07	1.20E-07	4.30E-11	3.40E-11	2.60E-11
URI ( $\Delta$ CDF)	-2.00E-07	-2.00E-07	-7.80E-08	-7.80E-08	-7.80E-08	-1.00E-07	-1.00E-07	-1.00E-07
PLE	NO	NO	NO	NO	NO	NO	NO	NO
Indicator value	-3.30E-07	2.00E-08	8.20E-08	8.20E-08	4.20E-08	-1.00E-07	-1.00E-07	-1.00E-07

Licensee Comments: none

## Reactor Coolant System Activity



Thresholds: White > 50.0 Yellow > 100.0

### Notes


Reactor Coolant System Activity	1/07	2/07	3/07	4/07	5/07	6/07	7/07	8/07	9/07	10/07	11/07	12/07
Maximum activity	0.000391	0.000412	0.002230	0.001590	0.002030	0.003210	0.005020	0.005180	0.006070	0.005820	0.006460	0.006180
Technical specification limit	1.0	1.0	1.0	1.0	1.0	1.0	1.0	1.0	1.0	0.2	0.2	0.2
Indicator value	0	0	0.2	0.2	0.2	0.3	0.5	0.5	0.6	3.5	3.9	3.7
Reactor Coolant System Activity	1/08	2/08	3/08	4/08	5/08	6/08	7/08	8/08	9/08	10/08	11/08	12/08
Maximum activity	0.006450	0.006710	0.013500	N/A	0.001700	0.001530	0.001720	0.001890	0.001920	N/A	N/A	N/A
Technical specification limit	0.2	0.2	0.2	0.2	0.2	0.2	0.2	0.2	0.2	0.2	0.2	0.2
Indicator value	3.9	4.0	8.1	N/A	1.0	0.9	1.0	1.1	1.1	N/A	N/A	N/A

Licensee Comments:

12/08: Unit 1 remained shut down during the months of October, November, and December 2008 (forced outage due to main turbine damage).

6/08: Technical Specification limit on I-131 activity was administratively reduced to 0.167 as of 4th quarter 2007.

## Reactor Coolant System Leakage



Thresholds: White > 50.0 Yellow > 100.0

### Notes

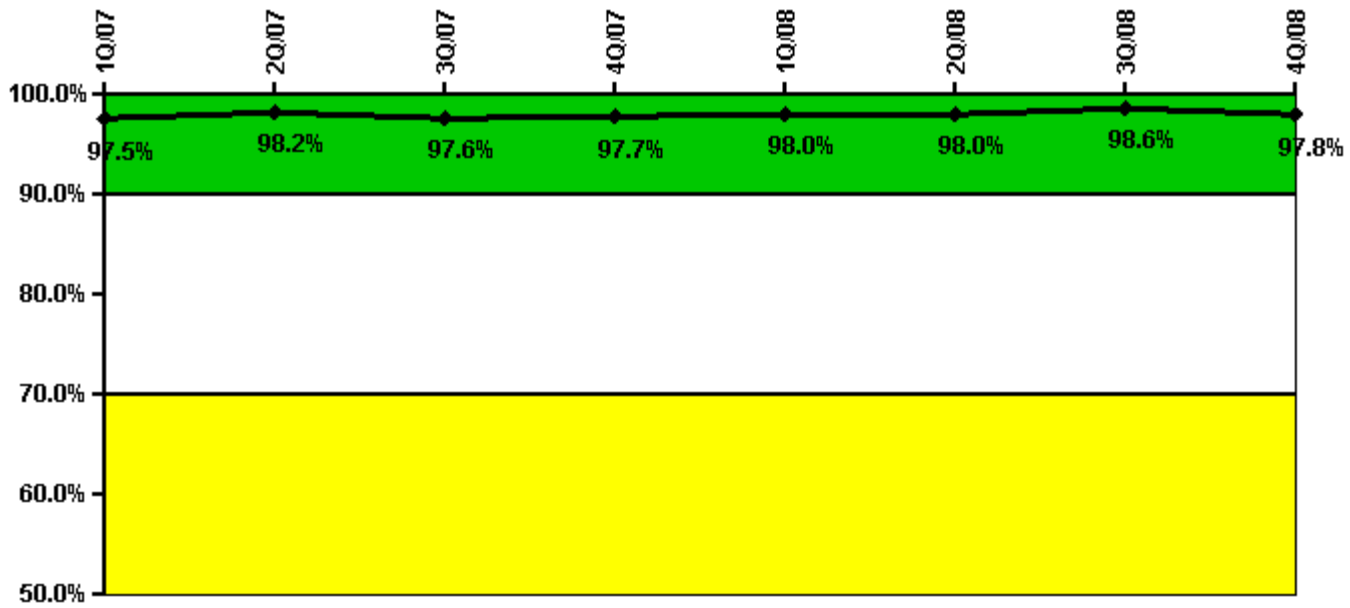
Reactor Coolant System Leakage	1/07	2/07	3/07	4/07	5/07	6/07	7/07	8/07	9/07	10/07	11/07	12/07
Maximum leakage	0.019	0.016	0.020	0.021	0.019	0.022	0.014	0.022	0.025	0.019	0.023	0.018
Technical specification limit	10.8	10.8	10.8	10.8	10.8	10.8	10.8	10.8	10.8	10.8	10.8	10.8
Indicator value	0.2	0.1	0.2	0.2	0.2	0.2	0.1	0.2	0.2	0.2	0.2	0.2
Reactor Coolant System Leakage	1/08	2/08	3/08	4/08	5/08	6/08	7/08	8/08	9/08	10/08	11/08	12/08
Maximum leakage	0.016	0.071	0.016	0.095	0.614	0.024	0.026	0.020	0.022	N/A	N/A	N/A
Technical specification limit	10.8	10.8	10.8	10.8	10.8	10.8	10.8	10.8	10.8	10.8	10.8	10.8
Indicator value	0.1	0.7	0.1	0.9	5.7	0.2	0.2	0.2	0.2	N/A	N/A	N/A

Licensee Comments:

12/08: Unit 1 remained shut down during the months of October, November, and December 2008 (forced outage due to main turbine damage).

6/08: Technical Specification limit for RCS leakage was reduced to 10.8 GPM effective 3rd quarter 2006.

## Drill/Exercise Performance



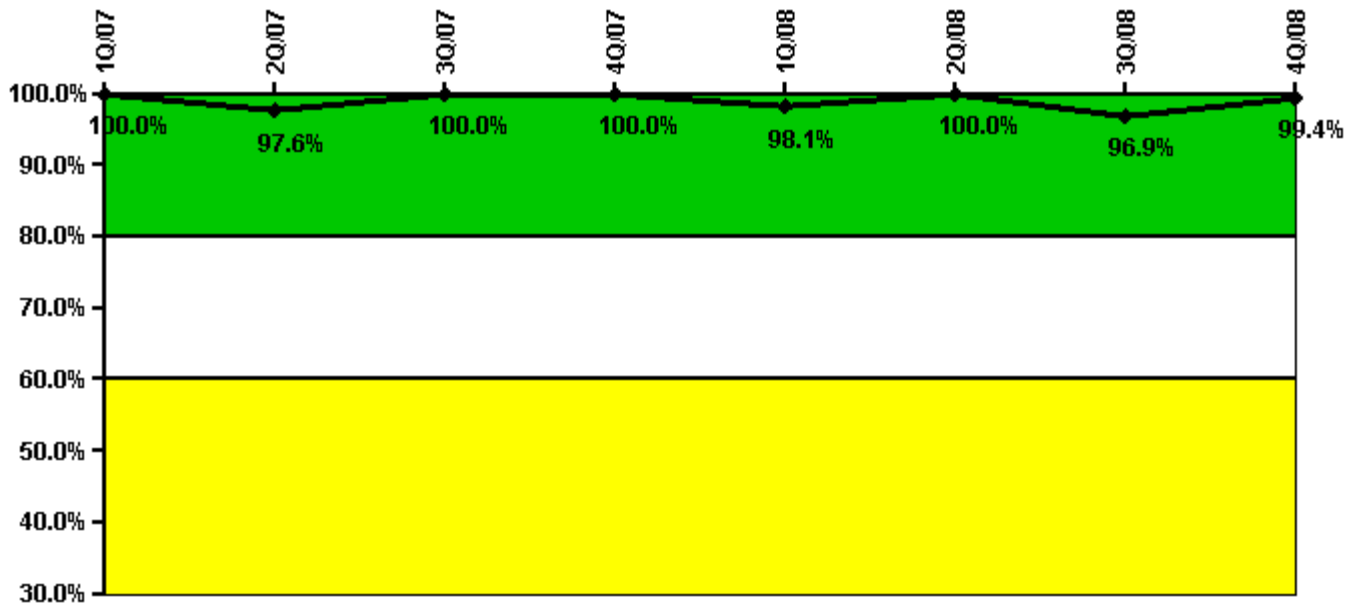
**Thresholds:** White < 90.0% Yellow < 70.0%

### Notes

Drill/Exercise Performance	1Q/07	2Q/07	3Q/07	4Q/07	1Q/08	2Q/08	3Q/08	4Q/08
Successful opportunities	113.0	121.0	43.0	51.0	87.0	27.0	132.0	96.0
Total opportunities	114.0	121.0	50.0	51.0	89.0	27.0	132.0	101.0
Indicator value	97.5%	98.2%	97.6%	97.7%	98.0%	98.0%	98.6%	97.8%

Licensee Comments: none

## ERO Drill Participation



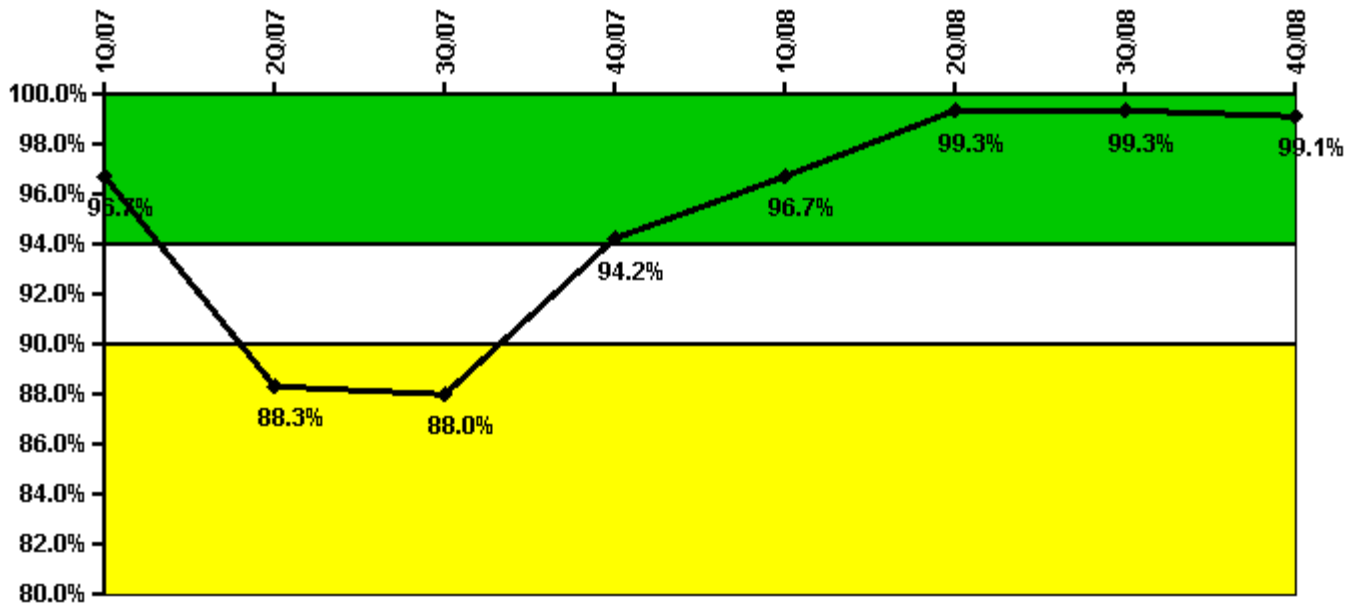
Thresholds: White < 80.0% Yellow < 60.0%

### Notes

ERO Drill Participation	1Q/07	2Q/07	3Q/07	4Q/07	1Q/08	2Q/08	3Q/08	4Q/08
Participating Key personnel	161.0	165.0	161.0	160.0	151.0	157.0	155.0	153.0
Total Key personnel	161.0	169.0	161.0	160.0	154.0	157.0	160.0	154.0
Indicator value	100.0%	97.6%	100.0%	100.0%	98.1%	100.0%	96.9%	99.4%

Licensee Comments: none

## Alert & Notification System



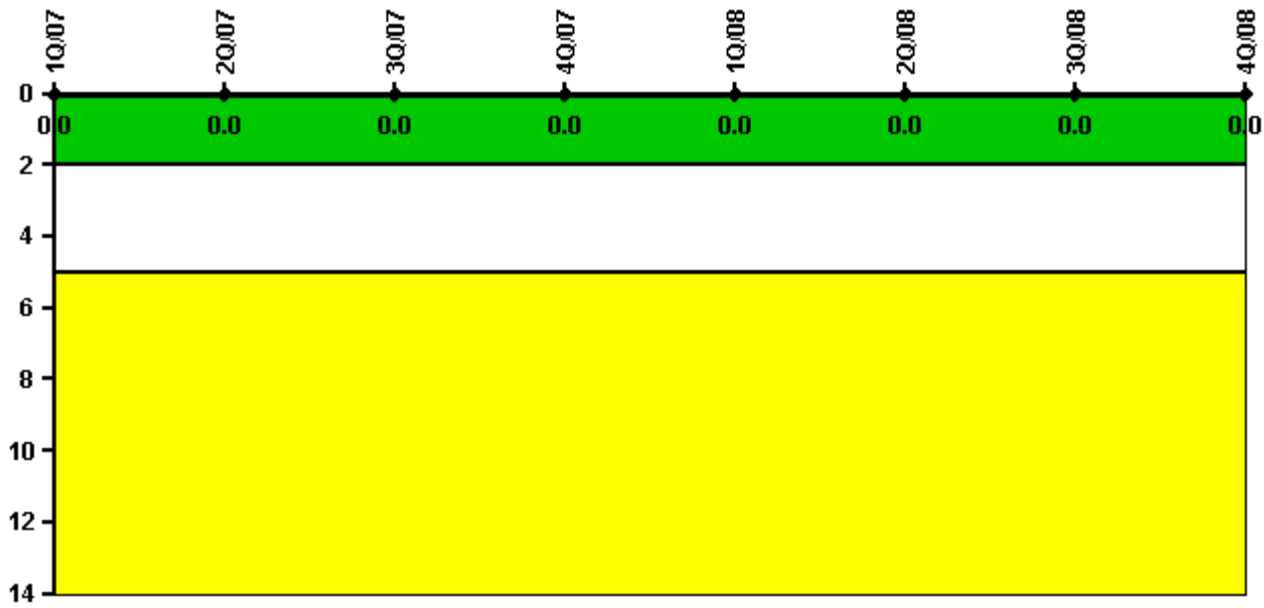
**Thresholds:** White < 94.0% Yellow < 90.0%

### Notes

Alert & Notification System	1Q/07	2Q/07	3Q/07	4Q/07	1Q/08	2Q/08	3Q/08	4Q/08
Successful siren-tests	177	128	197	1108	1112	1112	1111	1171
Total sirens-tests	198	197	198	1116	1120	1119	1120	1190
Indicator value	96.7%	88.3%	88.0%	94.2%	96.7%	99.3%	99.3%	99.1%

Licensee Comments: none

## Occupational Exposure Control Effectiveness



Thresholds: White > 2.0 Yellow > 5.0

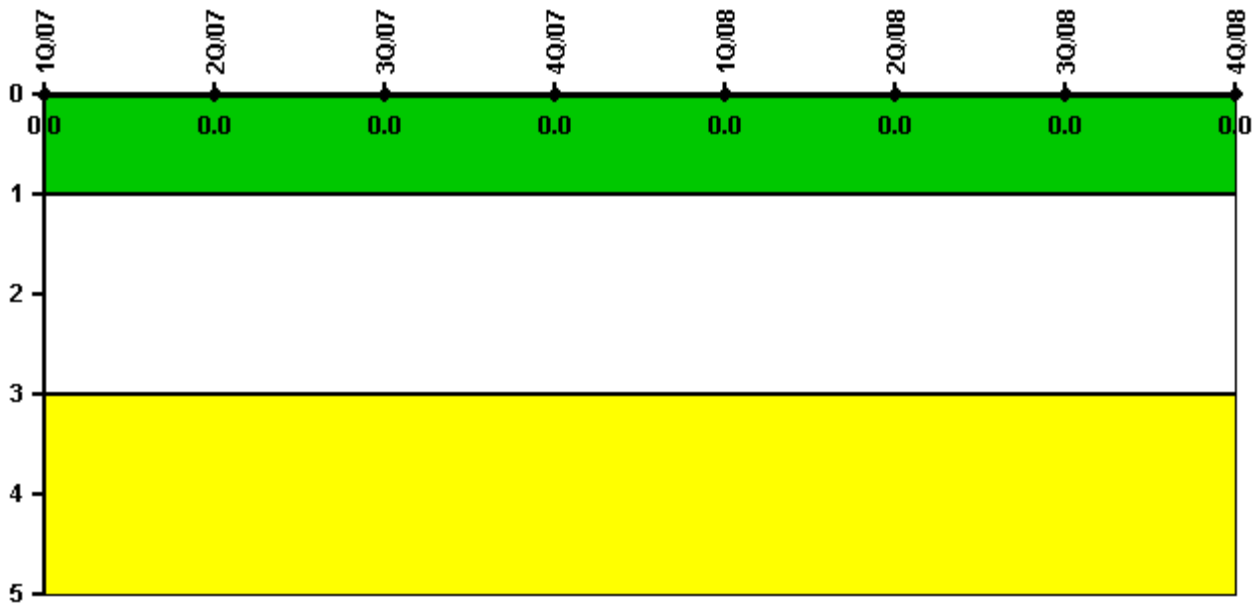
### Notes

Occupational Exposure Control Effectiveness	1Q/07	2Q/07	3Q/07	4Q/07	1Q/08	2Q/08	3Q/08	4Q/08
High radiation area occurrences	0	0	0	0	0	0	0	0
Very high radiation area occurrences	0	0	0	0	0	0	0	0
Unintended exposure occurrences	0	0	0	0	0	0	0	0
Indicator value	0	0	0	0	0	0	0	0

Licensee Comments: none

---

## RETS/ODCM Radiological Effluent



Thresholds: White > 1.0 Yellow > 3.0

### Notes

RETS/ODCM Radiological Effluent	1Q/07	2Q/07	3Q/07	4Q/07	1Q/08	2Q/08	3Q/08	4Q/08
RETS/ODCM occurrences	0	0	0	0	0	0	0	0
Indicator value	0	0	0	0	0	0	0	0

Licensee Comments: none

[Security](#) information not publicly available.