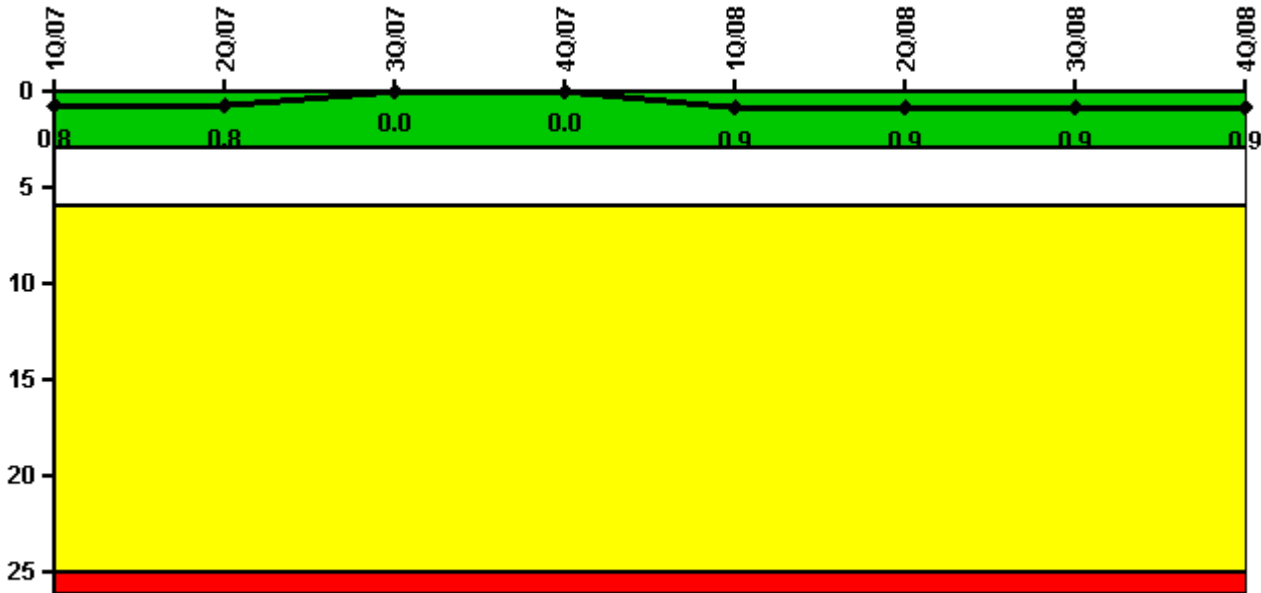


# Clinton

## 4Q/2008 Performance Indicators

Licensee's General Comments: Changes to the MSPI Basis Document during quarter four of 2008 included adding a procedure that credits operator recovery action for restoring Emergency Diesel Generators, refining success criteria for Shutdown Service Water (SX) functions, and changing notes on the SX flow path diagram.

### Unplanned Scrams per 7000 Critical Hrs



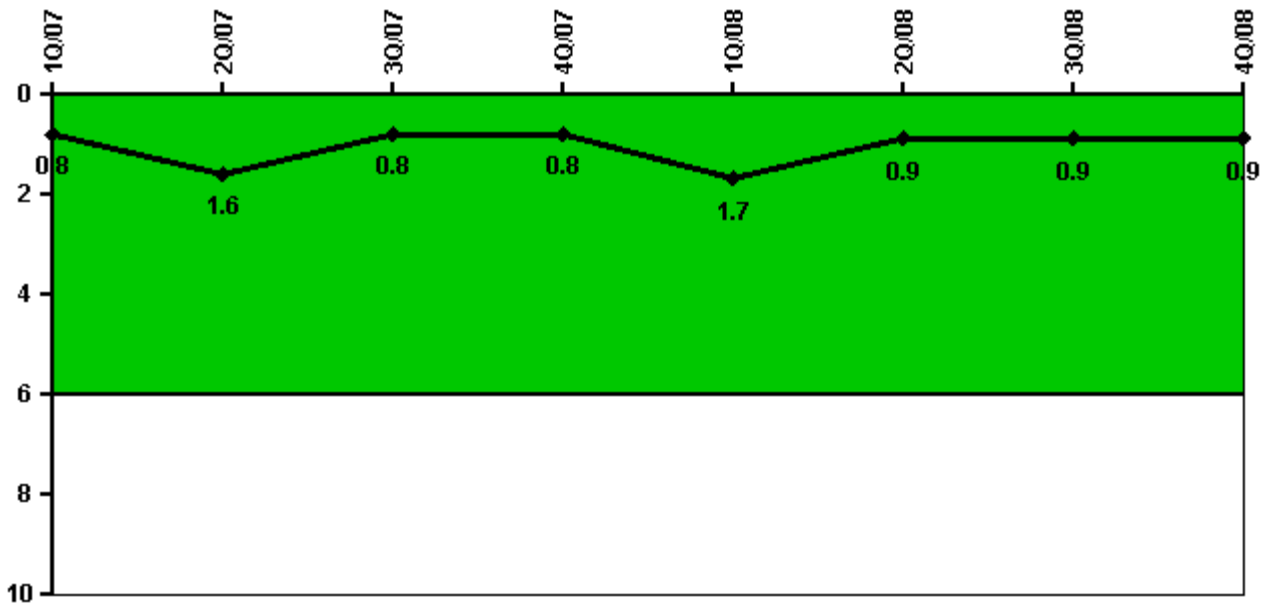
Thresholds: White > 3.0 Yellow > 6.0 Red > 25.0

### Notes

Unplanned Scrams per 7000 Critical Hrs	1Q/07	2Q/07	3Q/07	4Q/07	1Q/08	2Q/08	3Q/08	4Q/08
Unplanned scrams	0	0	0	0	1.0	0	0	0
Critical hours	2159.0	2154.5	2208.0	2209.0	1593.6	2184.0	2208.0	2209.0
Indicator value	0.8	0.8	0	0	0.9	0.9	0.9	0.9

Licensee Comments: none

## Unplanned Power Changes per 7000 Critical Hrs



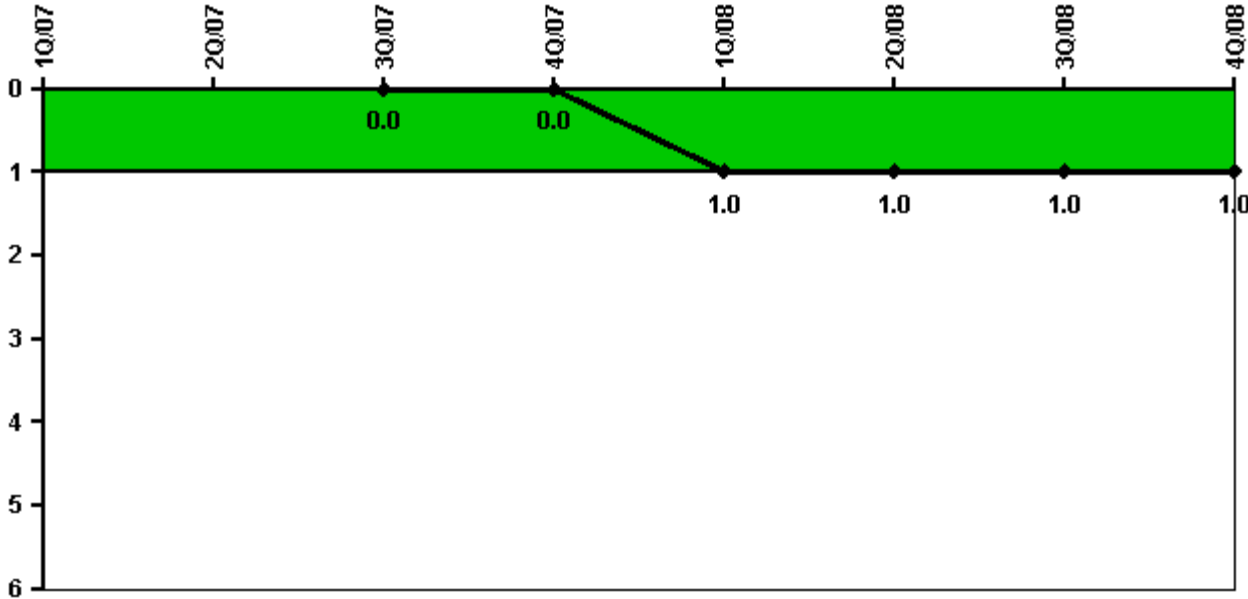
Thresholds: White > 6.0

### Notes

Unplanned Power Changes per 7000 Critical Hrs	1Q/07	2Q/07	3Q/07	4Q/07	1Q/08	2Q/08	3Q/08	4Q/08
Unplanned power changes	0	1.0	0	0	1.0	0	0	0
Critical hours	2159.0	2154.5	2208.0	2209.0	1593.6	2184.0	2208.0	2209.0
Indicator value	0.8	1.6	0.8	0.8	1.7	0.9	0.9	0.9

Licensee Comments: none

# Unplanned Scrams with Complications



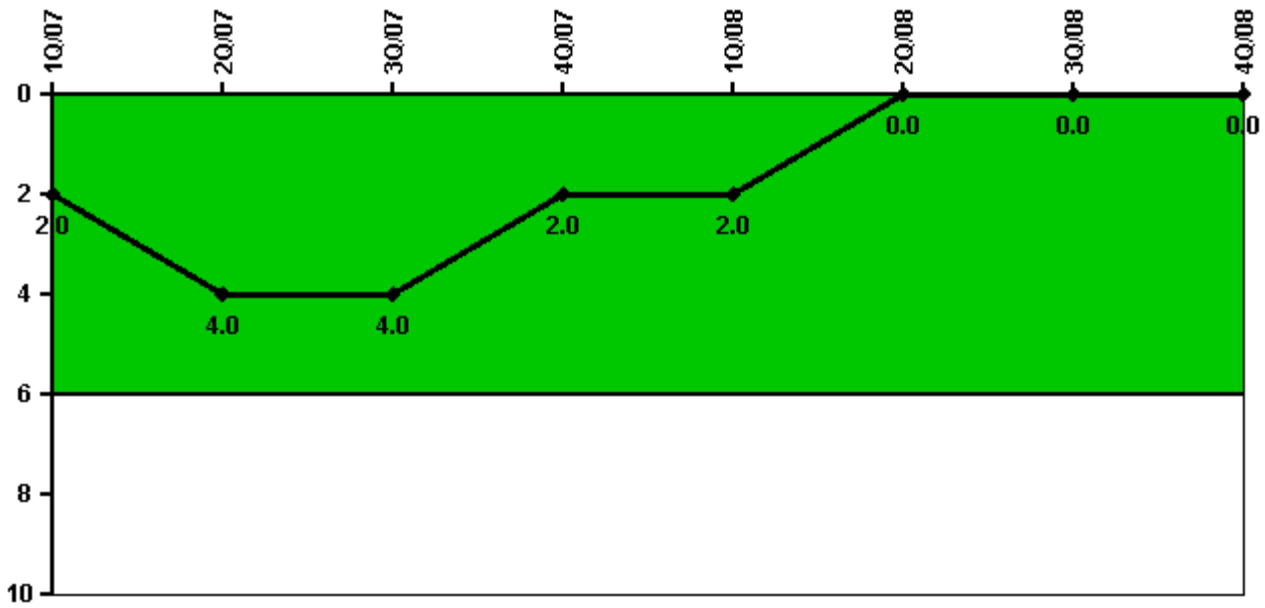
Thresholds: White > 1.0

**Notes**

Unplanned Scrams with Complications	1Q/07	2Q/07	3Q/07	4Q/07	1Q/08	2Q/08	3Q/08	4Q/08
Scrams with complications	0	0	0	0	1.0	0	0	0
Indicator value			0.0	0.0	1.0	1.0	1.0	1.0

Licensee Comments: none

## Safety System Functional Failures (BWR)



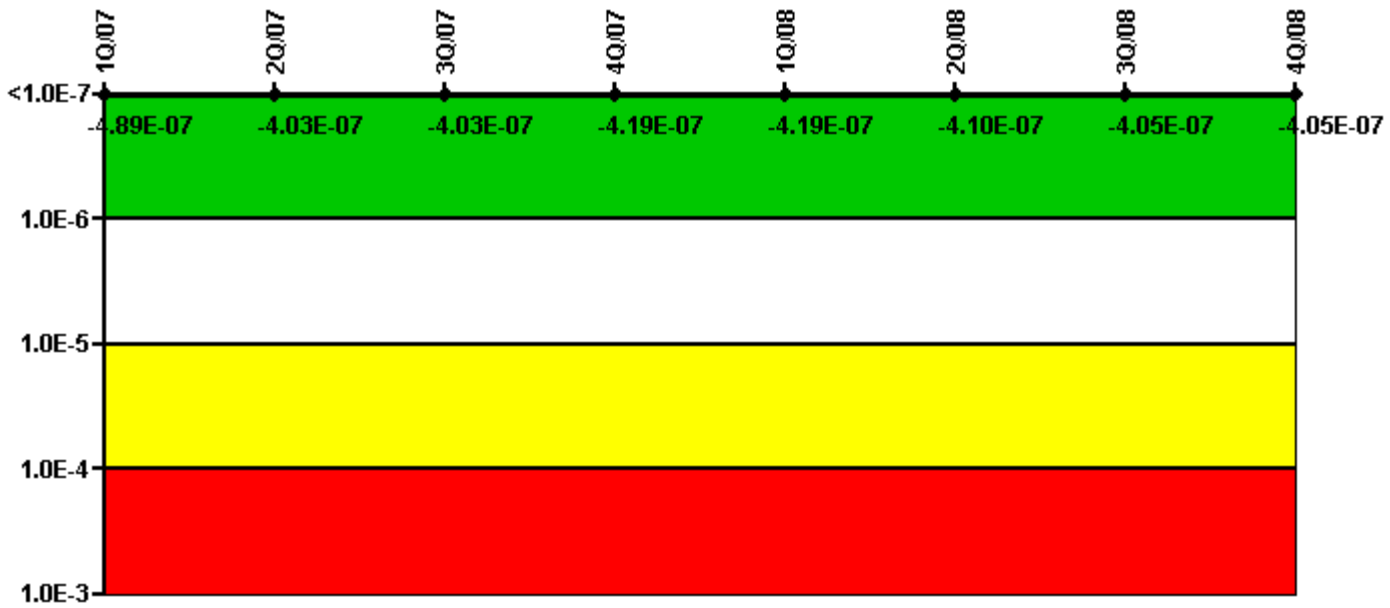
Thresholds: White > 6.0

### Notes

Safety System Functional Failures (BWR)	1Q/07	2Q/07	3Q/07	4Q/07	1Q/08	2Q/08	3Q/08	4Q/08
Safety System Functional Failures	0	2	0	0	0	0	0	0
Indicator value	2	4	4	2	2	0	0	0

Licensee Comments: none

# Mitigating Systems Performance Index, Emergency AC Power System



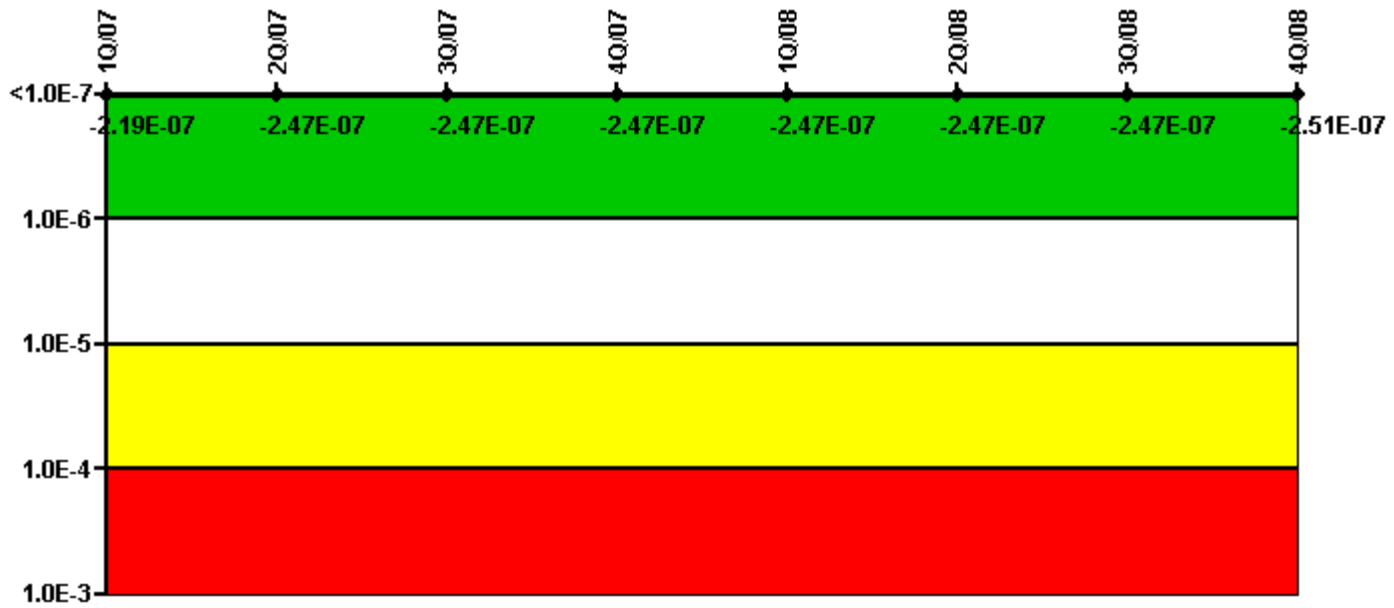
Thresholds: White > 1.00E-6 Yellow > 1.00E-5 Red > 1.00E-4

## Notes

Mitigating Systems Performance Index, Emergency AC Power System	1Q/07	2Q/07	3Q/07	4Q/07	1Q/08	2Q/08	3Q/08	4Q/08
UAI ( $\Delta$ CDF)	-3.90E-08	-3.30E-08	-3.30E-08	-4.90E-08	-4.90E-08	-4.00E-08	-3.50E-08	-3.50E-08
URI ( $\Delta$ CDF)	-4.50E-07	-3.70E-07	-3.70E-07	-3.70E-07	-3.70E-07	-3.70E-07	-3.70E-07	-3.70E-07
PLE	NO	NO	NO	NO	NO	NO	NO	NO
Indicator value	-4.89E-07	-4.03E-07	-4.03E-07	-4.19E-07	-4.19E-07	-4.10E-07	-4.05E-07	-4.05E-07

Licensee Comments: none

# Mitigating Systems Performance Index, High Pressure Injection System



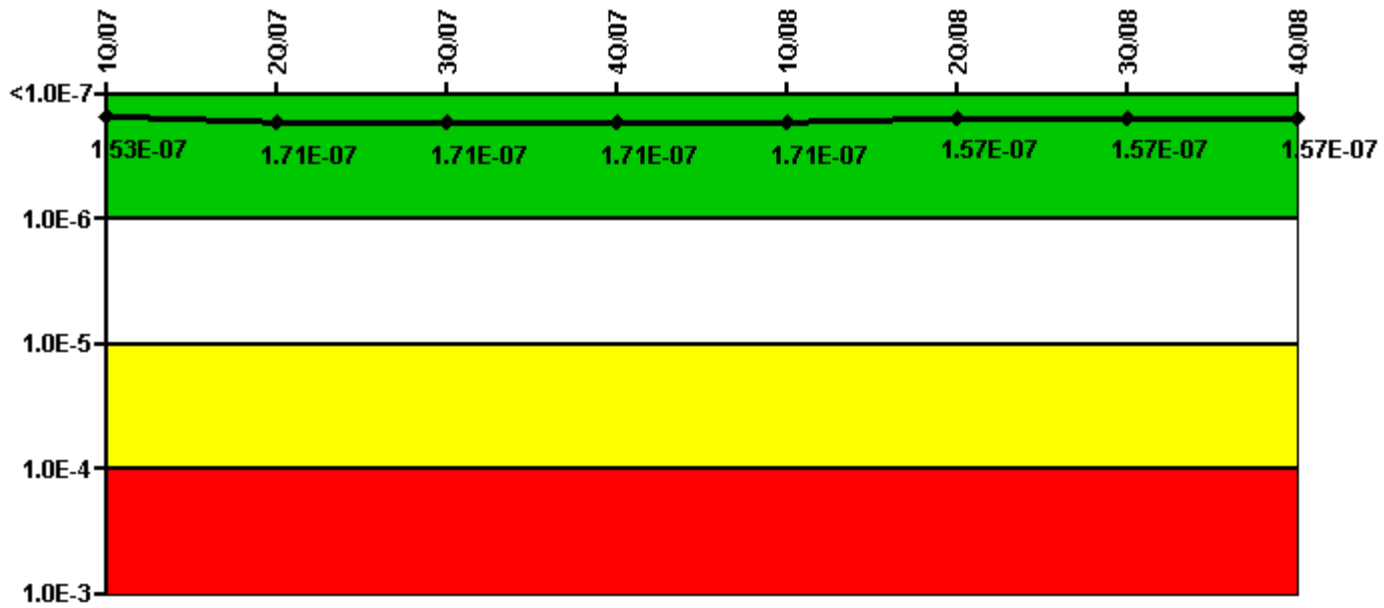
Thresholds: White > 1.00E-6 Yellow > 1.00E-5 Red > 1.00E-4

## Notes

Mitigating Systems Performance Index, High Pressure Injection System	1Q/07	2Q/07	3Q/07	4Q/07	1Q/08	2Q/08	3Q/08	4Q/08
UAI (ΔCDF)	-4.90E-08	-5.70E-08	-5.70E-08	-5.70E-08	-5.70E-08	-5.70E-08	-5.70E-08	-6.10E-08
URI (ΔCDF)	-1.70E-07	-1.90E-07	-1.90E-07	-1.90E-07	-1.90E-07	-1.90E-07	-1.90E-07	-1.90E-07
PLE	NO	NO	NO	NO	NO	NO	NO	NO
Indicator value	-2.19E-07	-2.47E-07	-2.47E-07	-2.47E-07	-2.47E-07	-2.47E-07	-2.47E-07	-2.51E-07

Licensee Comments: none

# Mitigating Systems Performance Index, Heat Removal System



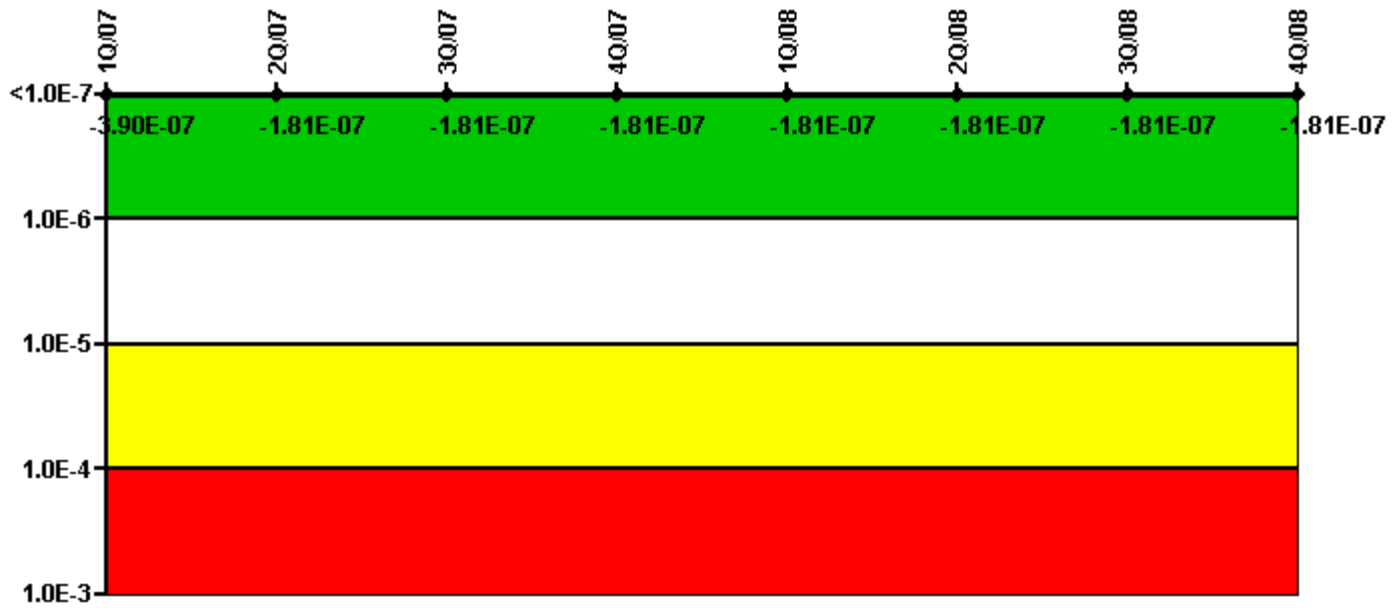
Thresholds: White > 1.00E-6 Yellow > 1.00E-5 Red > 1.00E-4

## Notes

Mitigating Systems Performance Index, Heat Removal System	1Q/07	2Q/07	3Q/07	4Q/07	1Q/08	2Q/08	3Q/08	4Q/08
UAI ( $\Delta$ CDF)	-1.70E-08	-1.90E-08	-1.90E-08	-1.90E-08	-1.90E-08	-3.30E-08	-3.30E-08	-3.30E-08
URI ( $\Delta$ CDF)	1.70E-07	1.90E-07	1.90E-07	1.90E-07	1.90E-07	1.90E-07	1.90E-07	1.90E-07
PLE	NO	NO	NO	NO	NO	NO	NO	NO
Indicator value	1.53E-07	1.71E-07	1.71E-07	1.71E-07	1.71E-07	1.57E-07	1.57E-07	1.57E-07

Licensee Comments: none

# Mitigating Systems Performance Index, Residual Heat Removal System



Thresholds: White > 1.00E-6 Yellow > 1.00E-5 Red > 1.00E-4


## Notes

Mitigating Systems Performance Index, Residual Heat Removal System	1Q/07	2Q/07	3Q/07	4Q/07	1Q/08	2Q/08	3Q/08	4Q/08
UAI ( $\Delta$ CDF)	-1.60E-07	-7.10E-08	-7.10E-08	-7.10E-08	-7.10E-08	-7.10E-08	-7.10E-08	-7.10E-08
URI ( $\Delta$ CDF)	-2.30E-07	-1.10E-07	-1.10E-07	-1.10E-07	-1.10E-07	-1.10E-07	-1.10E-07	-1.10E-07
PLE	NO	NO	NO	NO	NO	NO	NO	NO
Indicator value	-3.90E-07	-1.81E-07	-1.81E-07	-1.81E-07	-1.81E-07	-1.81E-07	-1.81E-07	-1.81E-07

Licensee Comments: none



# Mitigating Systems Performance Index, Cooling Water Systems



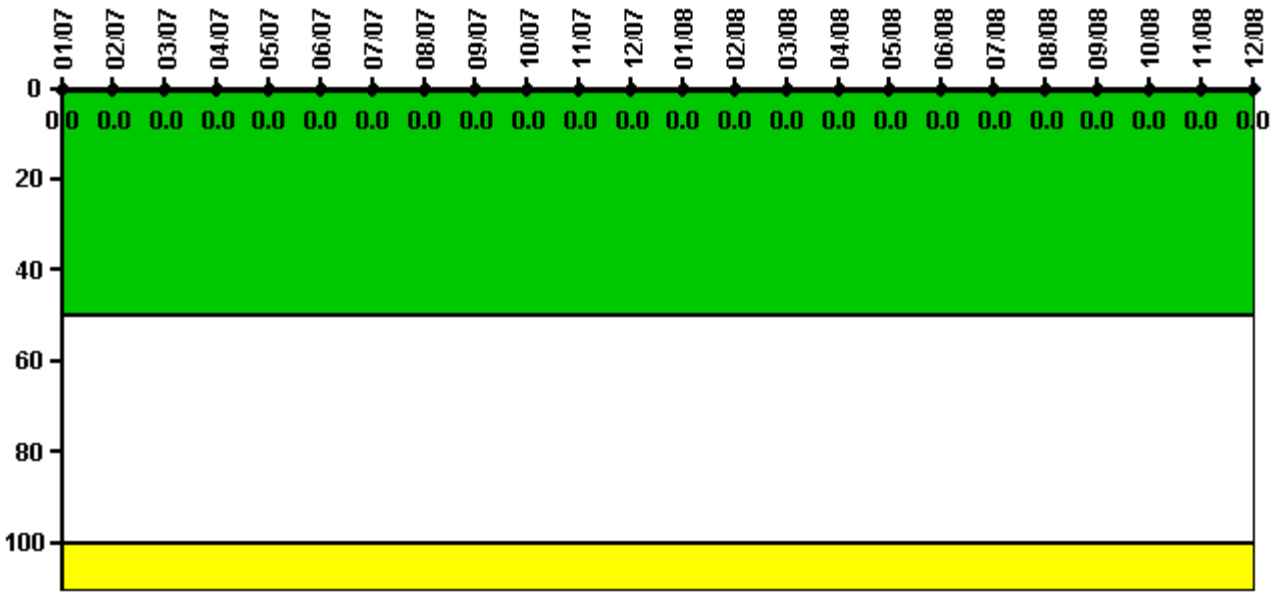
Thresholds: White > 1.00E-6 Yellow > 1.00E-5 Red > 1.00E-4

## Notes

Mitigating Systems Performance Index, Cooling Water Systems	1Q/07	2Q/07	3Q/07	4Q/07	1Q/08	2Q/08	3Q/08	4Q/08
UAI ( $\Delta$ CDF)	0.00E+00	0.00E+00	0.00E+00	0.00E+00	0.00E+00	0.00E+00	0.00E+00	0.00E+00
URI ( $\Delta$ CDF)	-7.70E-08	-7.10E-08	-7.10E-08	-7.10E-08	-7.10E-08	-7.10E-08	-7.10E-08	-7.10E-08
PLE	NO	NO	NO	NO	NO	NO	NO	NO
Indicator value	-7.70E-08	-7.10E-08	-7.10E-08	-7.10E-08	-7.10E-08	-7.10E-08	-7.10E-08	-7.10E-08

Licensee Comments: none

## Reactor Coolant System Activity



Thresholds: White > 50.0 Yellow > 100.0

### Notes

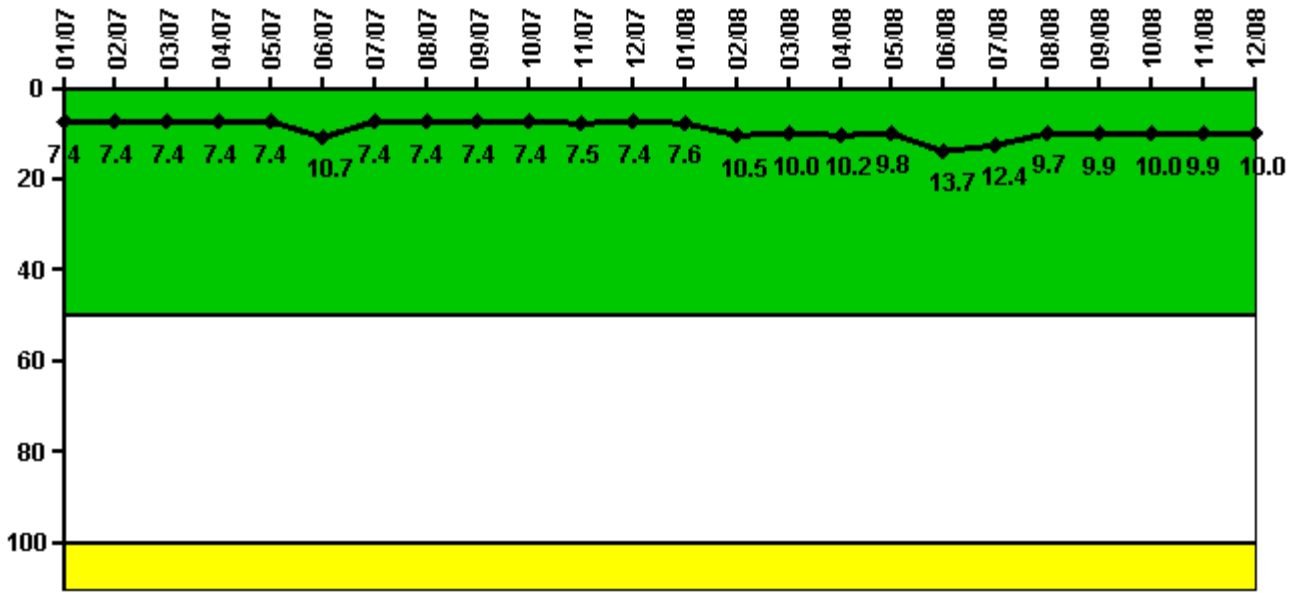
Reactor Coolant System Activity	1/07	2/07	3/07	4/07	5/07	6/07	7/07	8/07	9/07	10/07	11/07	12/07
Maximum activity	0.000002	0.000002	0.000003	0.000002	0.000002	0.000004	0.000003	0.000002	0.000003	0.000003	0.000003	0.000004
Technical specification limit	0.2	0.2	0.2	0.2	0.2	0.2	0.2	0.2	0.2	0.2	0.2	0.2
Indicator value	0	0	0	0	0	0	0	0	0	0	0	0

Reactor Coolant System Activity	1/08	2/08	3/08	4/08	5/08	6/08	7/08	8/08	9/08	10/08	11/08	12/08
Maximum activity	0.000003	0.000002	0.000002	0.000003	0.000003	0.000002	0.000002	0.000002	0.000002	0.000003	0.000002	0.000001
Technical specification limit	0.2	0.2	0.2	0.2	0.2	0.2	0.2	0.2	0.2	0.2	0.2	0.2
Indicator value	0	0	0	0	0	0	0	0	0	0	0	0

Licensee Comments: none

## Reactor Coolant System Leakage



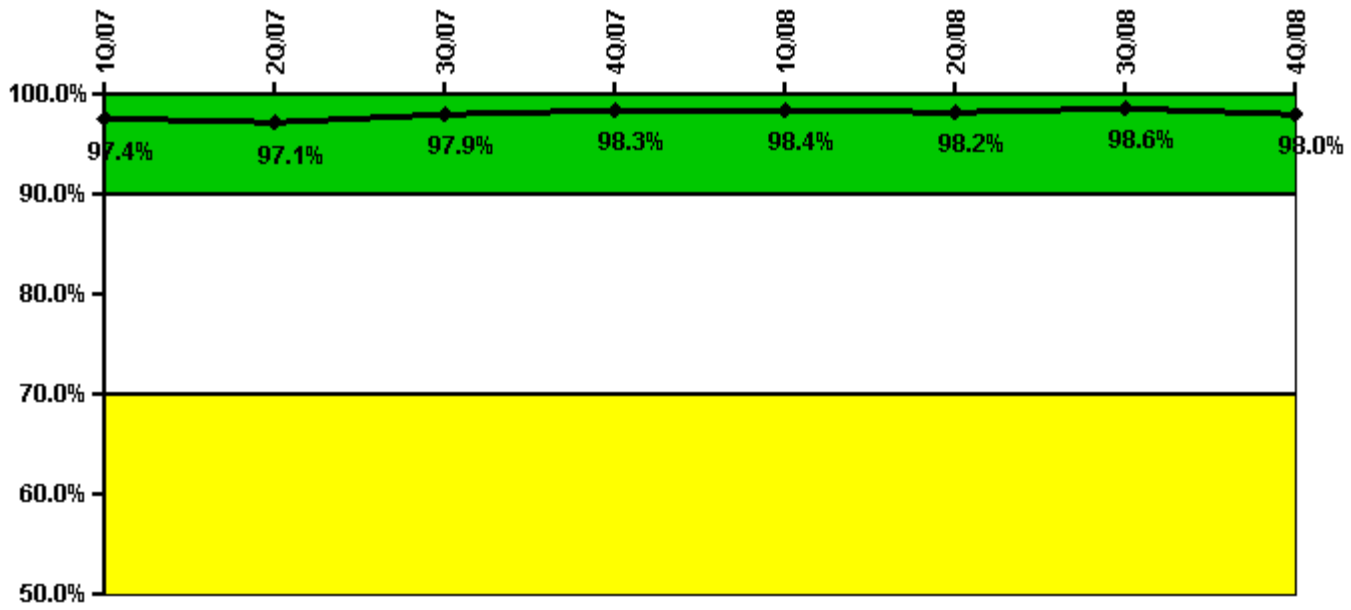
Thresholds: White > 50.0 Yellow > 100.0

### Notes

Reactor Coolant System Leakage	1/07	2/07	3/07	4/07	5/07	6/07	7/07	8/07	9/07	10/07	11/07	12/07
Maximum leakage	2.230	2.210	2.220	2.230	2.230	3.210	2.230	2.220	2.230	2.220	2.250	2.210
Technical specification limit	30.0	30.0	30.0	30.0	30.0	30.0	30.0	30.0	30.0	30.0	30.0	30.0
Indicator value	7.4	7.4	7.4	7.4	7.4	10.7	7.4	7.4	7.4	7.4	7.5	7.4
Reactor Coolant System Leakage	1/08	2/08	3/08	4/08	5/08	6/08	7/08	8/08	9/08	10/08	11/08	12/08
Maximum leakage	2.280	3.160	2.990	3.050	2.940	4.100	3.720	2.910	2.960	2.990	2.960	3.010
Technical specification limit	30.0	30.0	30.0	30.0	30.0	30.0	30.0	30.0	30.0	30.0	30.0	30.0
Indicator value	7.6	10.5	10.0	10.2	9.8	13.7	12.4	9.7	9.9	10.0	9.9	10.0

Licensee Comments: none

## Drill/Exercise Performance



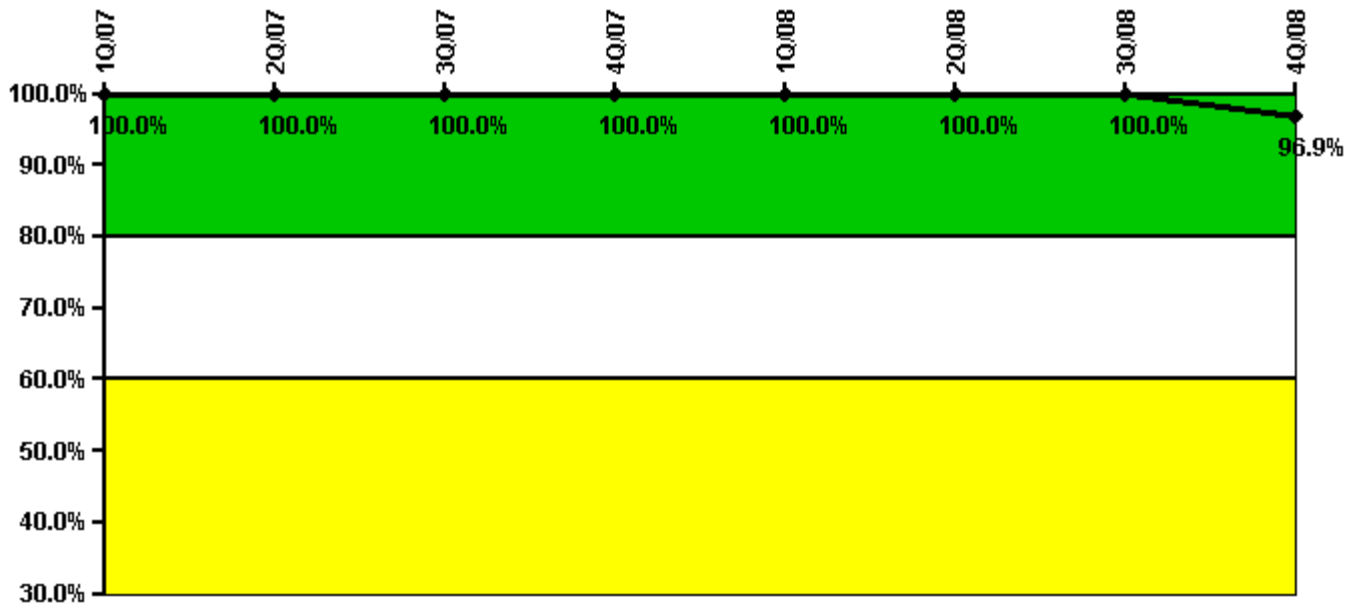
Thresholds: White < 90.0% Yellow < 70.0%

### Notes

Drill/Exercise Performance	1Q/07	2Q/07	3Q/07	4Q/07	1Q/08	2Q/08	3Q/08	4Q/08
Successful opportunities	15.0	58.0	26.0	32.0	8.0	28.0	24.0	52.0
Total opportunities	15.0	60.0	27.0	32.0	8.0	28.0	24.0	54.0
Indicator value	97.4%	97.1%	97.9%	98.3%	98.4%	98.2%	98.6%	98.0%

Licensee Comments: none

## ERO Drill Participation



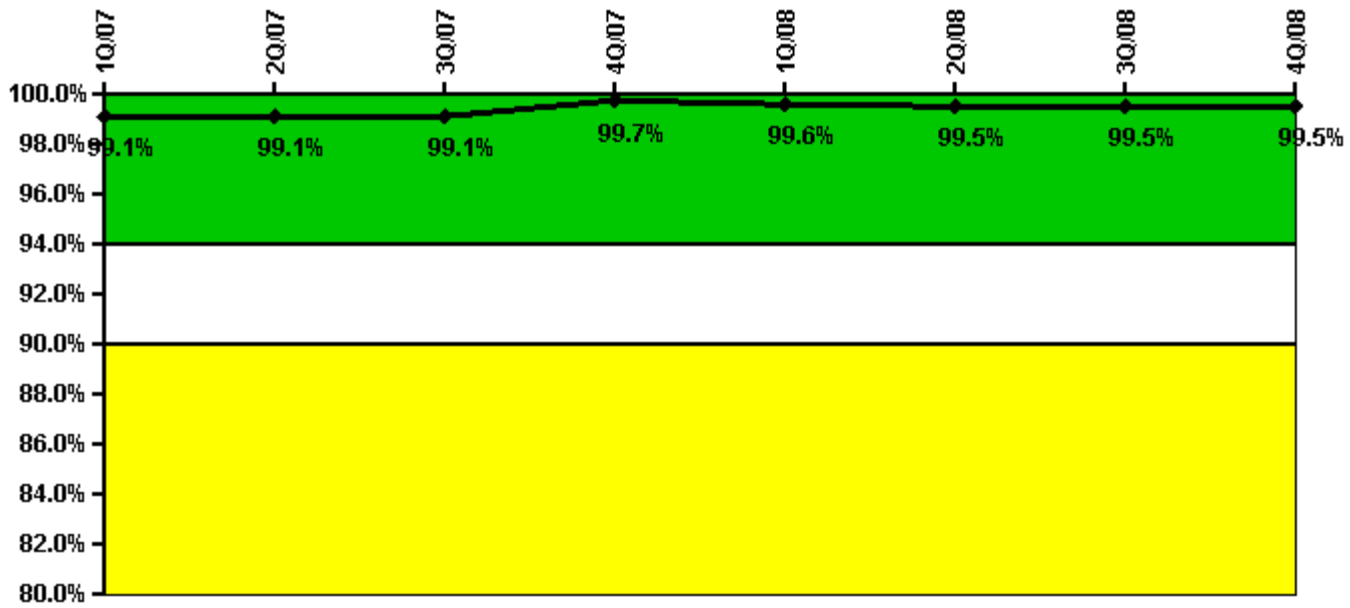
**Thresholds:** White < 80.0% Yellow < 60.0%

### Notes

ERO Drill Participation	1Q/07	2Q/07	3Q/07	4Q/07	1Q/08	2Q/08	3Q/08	4Q/08
Participating Key personnel	60.0	61.0	59.0	59.0	60.0	67.0	63.0	62.0
Total Key personnel	60.0	61.0	59.0	59.0	60.0	67.0	63.0	64.0
Indicator value	100.0%	100.0%	100.0%	100.0%	100.0%	100.0%	100.0%	96.9%

Licensee Comments: none

## Alert & Notification System



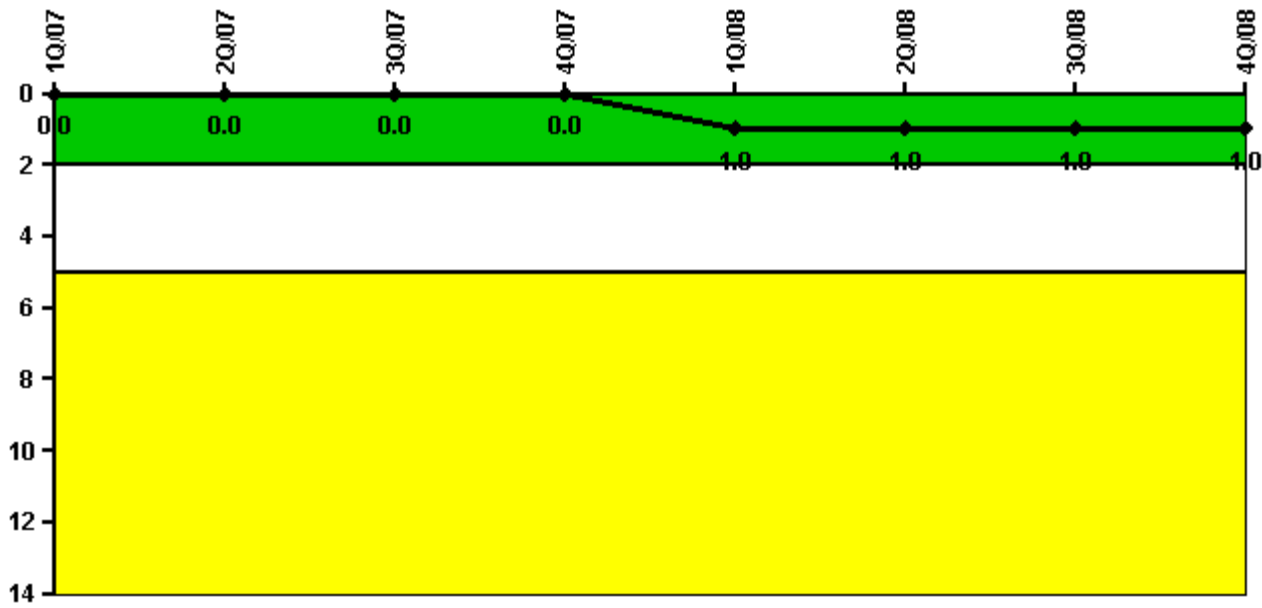
Thresholds: White < 94.0% Yellow < 90.0%

### Notes

Alert & Notification System	1Q/07	2Q/07	3Q/07	4Q/07	1Q/08	2Q/08	3Q/08	4Q/08
Successful siren-tests	2806	2812	2806	2804	2788	2807	2849	2804
Total sirens-tests	2816	2816	2816	2816	2810	2815	2860	2816
Indicator value	99.1%	99.1%	99.1%	99.7%	99.6%	99.5%	99.5%	99.5%

Licensee Comments: none

## Occupational Exposure Control Effectiveness



Thresholds: White > 2.0 Yellow > 5.0

### Notes

Occupational Exposure Control Effectiveness	1Q/07	2Q/07	3Q/07	4Q/07	1Q/08	2Q/08	3Q/08	4Q/08
High radiation area occurrences	0	0	0	0	1	0	0	0
Very high radiation area occurrences	0	0	0	0	0	0	0	0
Unintended exposure occurrences	0	0	0	0	0	0	0	0
Indicator value	0	0	0	0	1	1	1	1

Licensee Comments: none

## RETS/ODCM Radiological Effluent



Thresholds: White > 1.0 Yellow > 3.0

### Notes

RETS/ODCM Radiological Effluent	1Q/07	2Q/07	3Q/07	4Q/07	1Q/08	2Q/08	3Q/08	4Q/08
RETS/ODCM occurrences	0	0	0	0	0	0	0	0
Indicator value	0	0	0	0	0	0	0	0

Licensee Comments: none

[Security](#) information not publicly available.