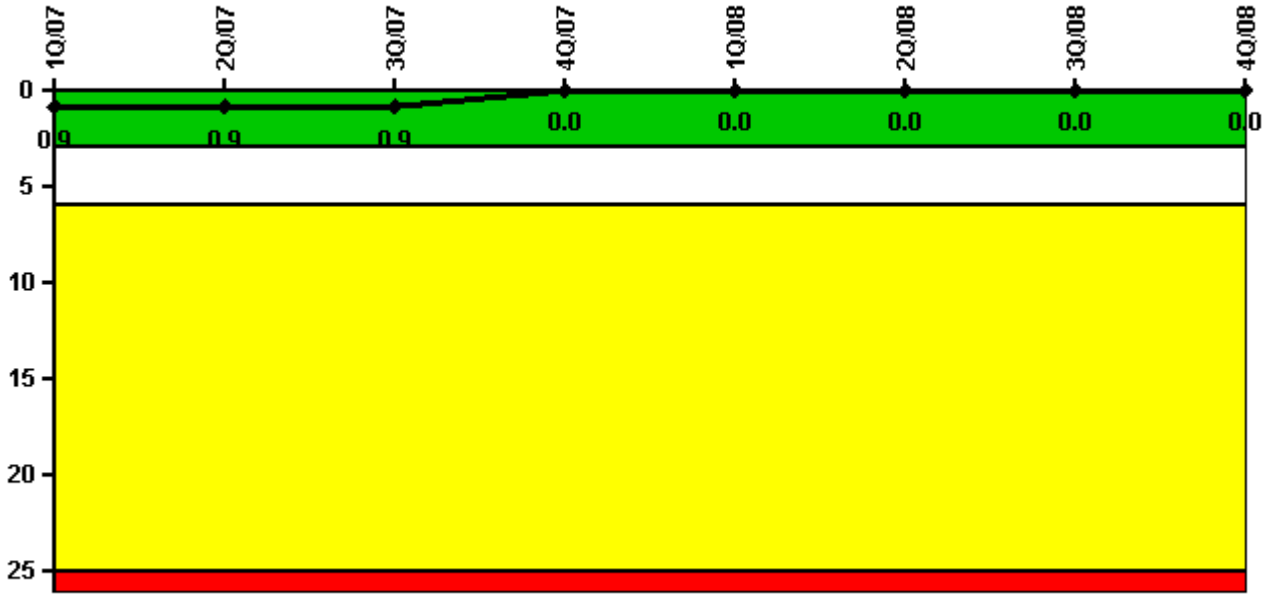


Calvert Cliffs 2

4Q/2008 Performance Indicators

Licensee's General Comments: none

Unplanned Scrams per 7000 Critical Hrs



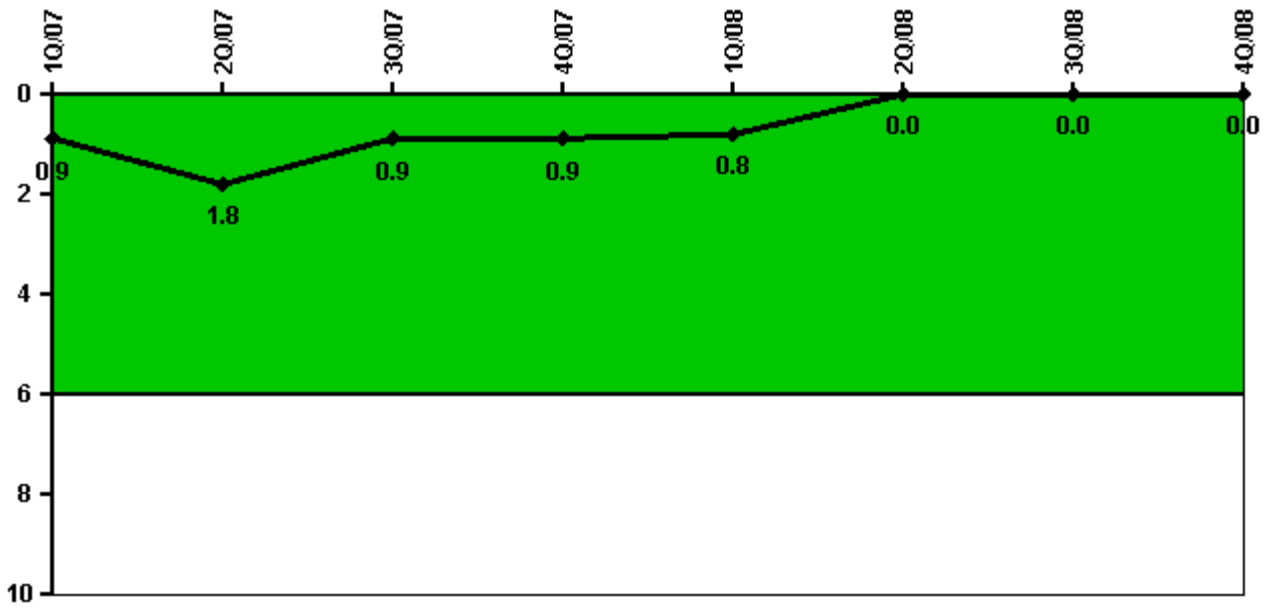
Thresholds: White > 3.0 Yellow > 6.0 Red > 25.0

Notes

Unplanned Scrams per 7000 Critical Hrs	1Q/07	2Q/07	3Q/07	4Q/07	1Q/08	2Q/08	3Q/08	4Q/08
Unplanned scrams	0	0	0	0	0	0	0	0
Critical hours	1341.5	2162.4	2208.0	2209.0	2183.0	2184.0	2208.0	2209.0
Indicator value	0.9	0.9	0.9	0	0	0	0	0

Licensee Comments: none

Unplanned Power Changes per 7000 Critical Hrs



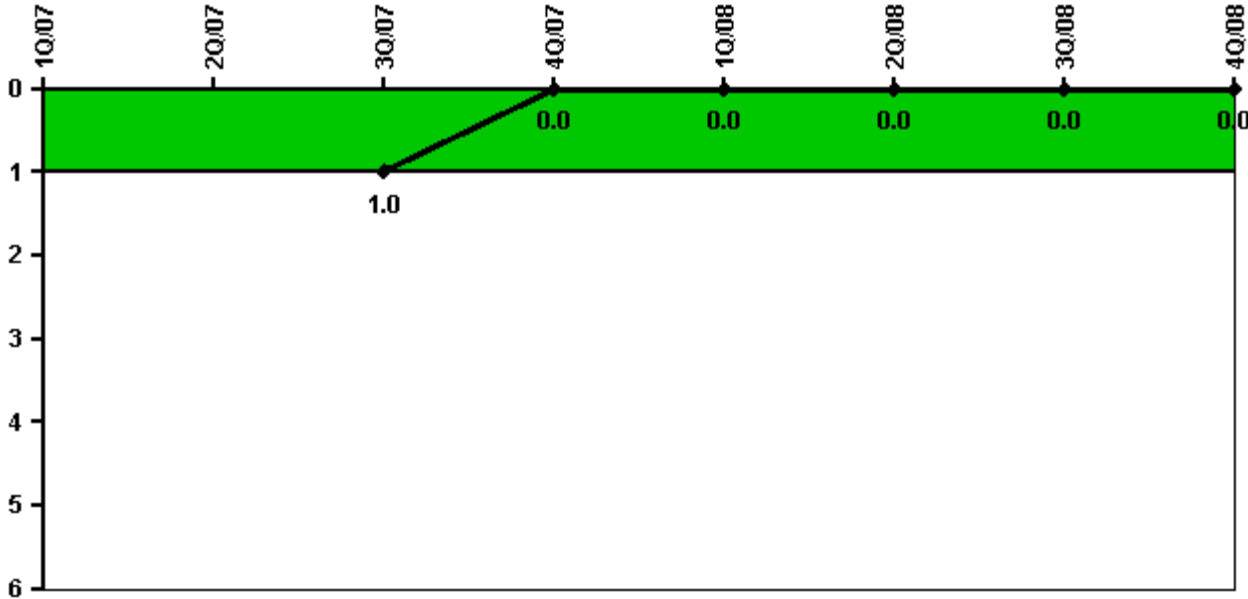
Thresholds: White > 6.0

Notes

Unplanned Power Changes per 7000 Critical Hrs	1Q/07	2Q/07	3Q/07	4Q/07	1Q/08	2Q/08	3Q/08	4Q/08
Unplanned power changes	0	1.0	0	0	0	0	0	0
Critical hours	1341.5	2162.4	2208.0	2209.0	2183.0	2184.0	2208.0	2209.0
Indicator value	0.9	1.8	0.9	0.9	0.8	0	0	0

Licensee Comments: none

Unplanned Scrams with Complications



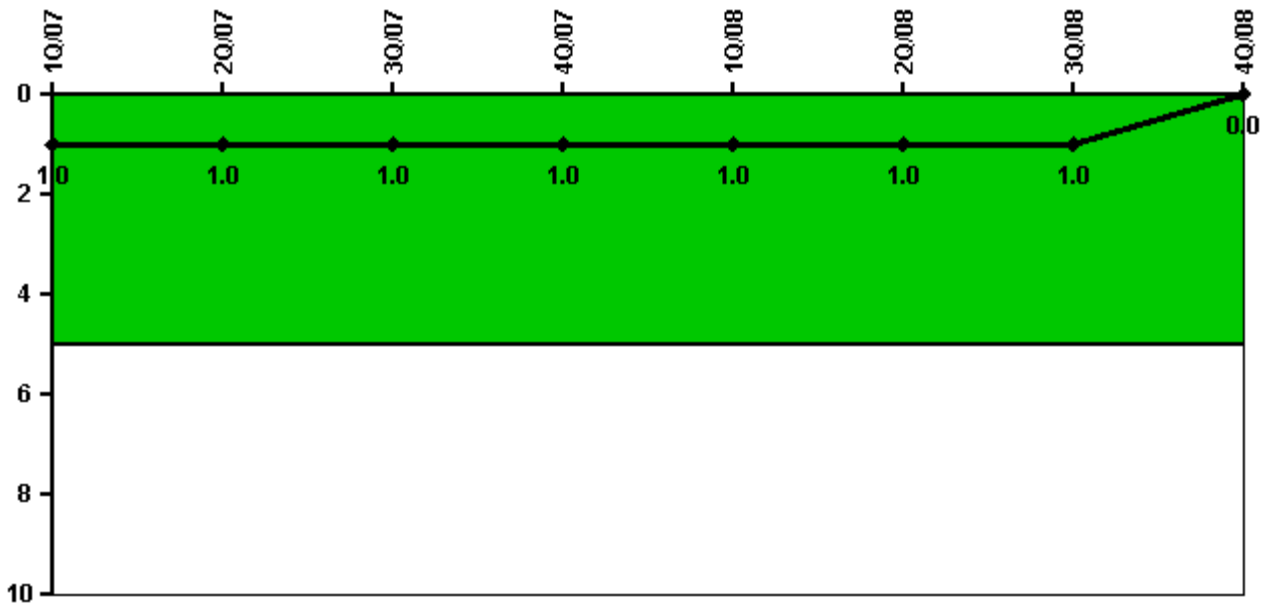
Thresholds: White > 1.0

Notes

Unplanned Scrams with Complications	1Q/07	2Q/07	3Q/07	4Q/07	1Q/08	2Q/08	3Q/08	4Q/08
Scrams with complications	0	0	0	0	0	0	0	0
Indicator value			1.0	0.0	0.0	0.0	0.0	0.0

Licensee Comments: none

Safety System Functional Failures (PWR)



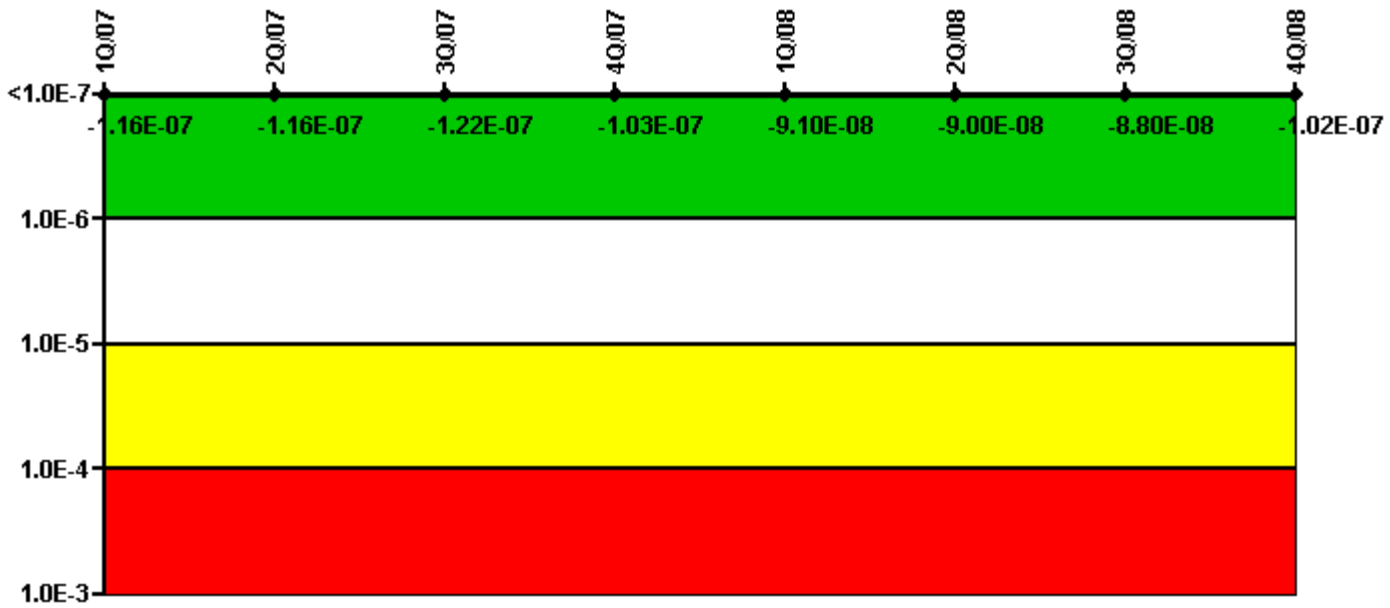
Thresholds: White > 5.0

Notes

Safety System Functional Failures (PWR)	1Q/07	2Q/07	3Q/07	4Q/07	1Q/08	2Q/08	3Q/08	4Q/08
Safety System Functional Failures	0	0	0	1	0	0	0	0
Indicator value	1	1	1	1	1	1	1	0

Licensee Comments: none

Mitigating Systems Performance Index, Emergency AC Power System



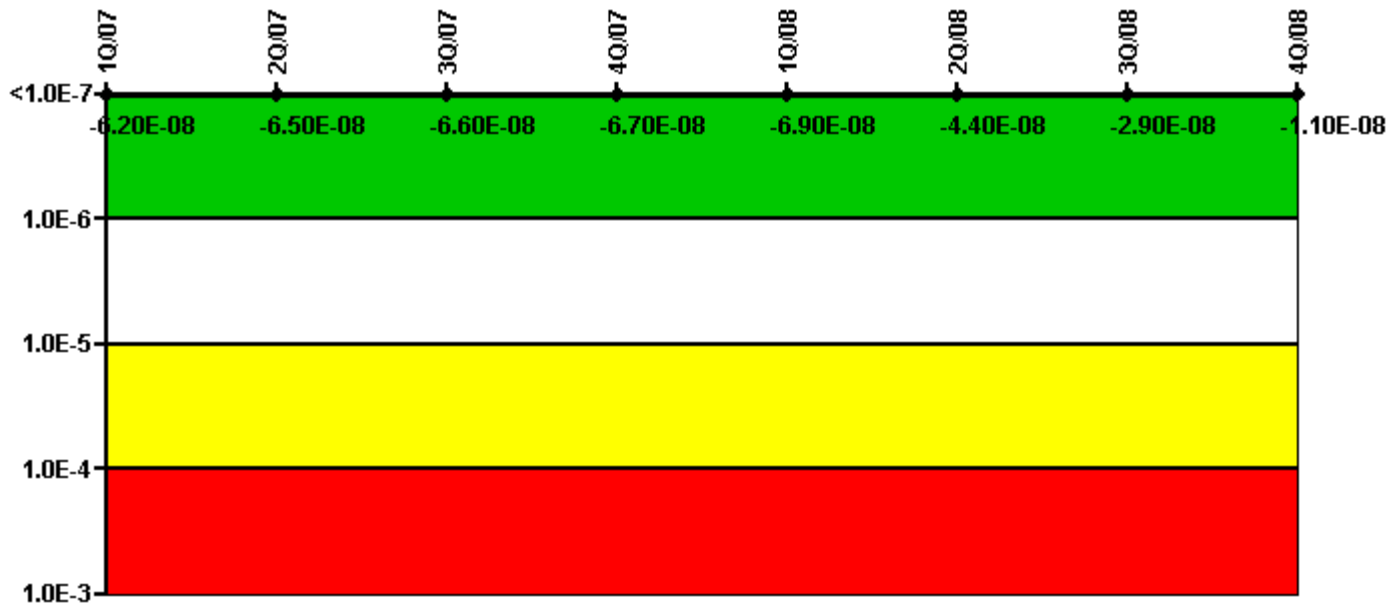
Thresholds: White > 1.00E-6 Yellow > 1.00E-5 Red > 1.00E-4

Notes

Mitigating Systems Performance Index, Emergency AC Power System	1Q/07	2Q/07	3Q/07	4Q/07	1Q/08	2Q/08	3Q/08	4Q/08
UAI (Δ CDF)	1.40E-08	1.40E-08	7.80E-09	2.70E-08	2.90E-08	4.00E-08	4.20E-08	1.80E-08
URI (Δ CDF)	-1.30E-07	-1.30E-07	-1.30E-07	-1.30E-07	-1.20E-07	-1.30E-07	-1.30E-07	-1.20E-07
PLE	NO	NO	NO	NO	NO	NO	NO	NO
Indicator value	-1.16E-07	-1.16E-07	-1.22E-07	-1.03E-07	-9.10E-08	-9.00E-08	-8.80E-08	-1.02E-07

Licensee Comments: none

Mitigating Systems Performance Index, High Pressure Injection System



Thresholds: White > 1.00E-6 Yellow > 1.00E-5 Red > 1.00E-4

Notes

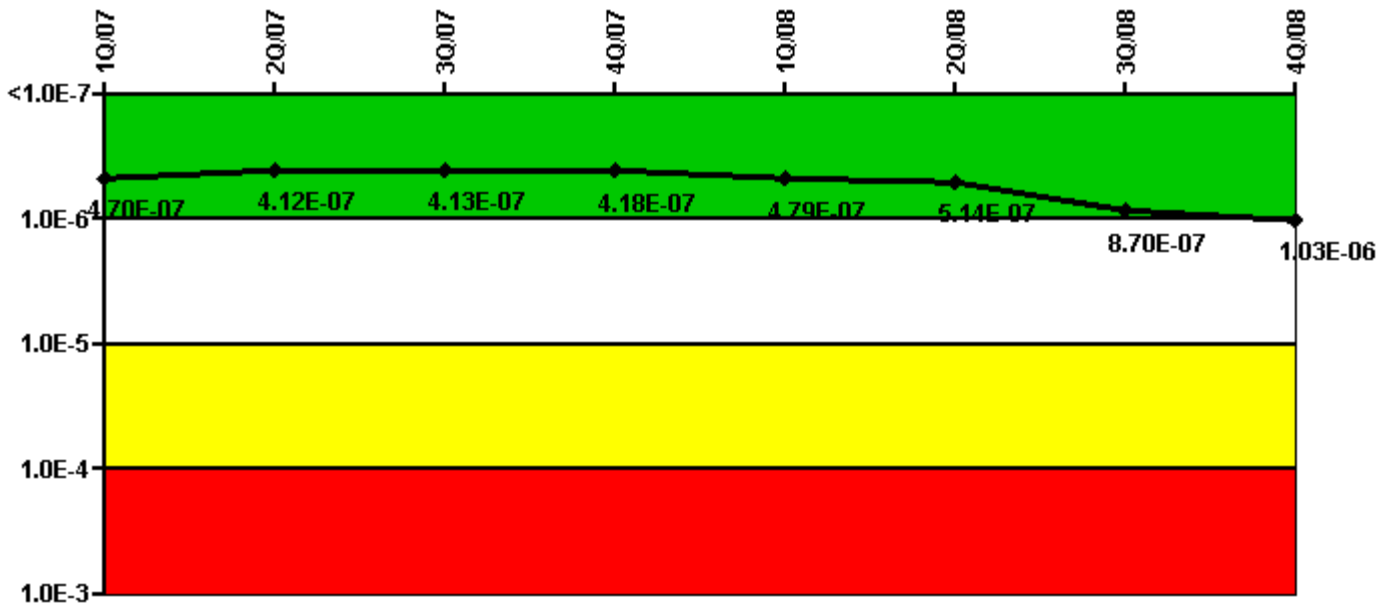
Mitigating Systems Performance Index, High Pressure Injection System	1Q/07	2Q/07	3Q/07	4Q/07	1Q/08	2Q/08	3Q/08	4Q/08
UAI (Δ CDF)	3.00E-08	2.60E-08	2.70E-08	2.80E-08	2.00E-08	4.80E-08	6.10E-08	7.80E-08
URI (Δ CDF)	-9.20E-08	-9.10E-08	-9.30E-08	-9.50E-08	-8.90E-08	-9.20E-08	-9.00E-08	-8.90E-08
PLE	NO	NO	NO	NO	NO	NO	NO	NO
Indicator value	-6.20E-08	-6.50E-08	-6.60E-08	-6.70E-08	-6.90E-08	-4.40E-08	-2.90E-08	-1.10E-08

Licensee Comments:

4Q/08: Unavailable hours reported incorrectly for September 2008. Corrected hours input in November 2008. No indicator color change results from this change.

3Q/08: Unavailable hours reported incorrectly for September 2008. Corrected hours input in November 2008. No indicator color change results from this change.

Mitigating Systems Performance Index, Heat Removal System



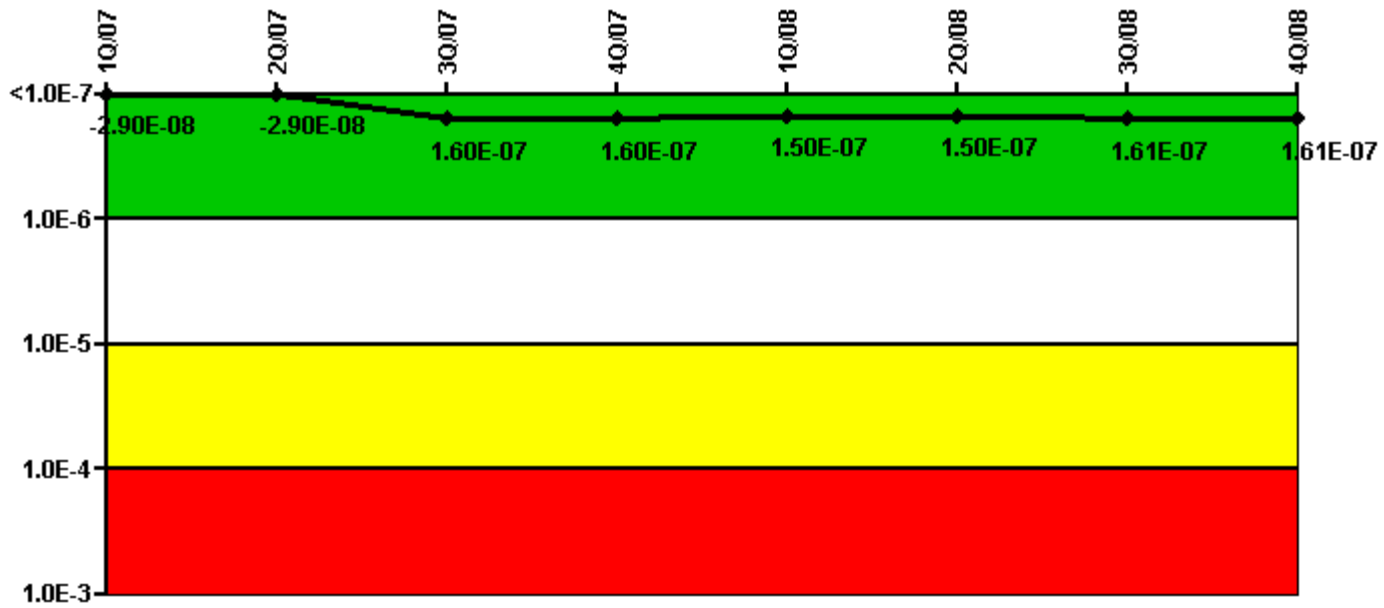
Thresholds: White > 1.00E-6 Yellow > 1.00E-5 Red > 1.00E-4

Notes

Mitigating Systems Performance Index, Heat Removal System	1Q/07	2Q/07	3Q/07	4Q/07	1Q/08	2Q/08	3Q/08	4Q/08
UAI (Δ CDF)	3.00E-08	3.20E-08	7.30E-08	6.80E-08	6.90E-08	9.40E-08	7.00E-08	6.90E-08
URI (Δ CDF)	4.40E-07	3.80E-07	3.40E-07	3.50E-07	4.10E-07	4.20E-07	8.00E-07	9.60E-07
PLE	NO	NO	NO	NO	NO	NO	NO	NO
Indicator value	4.70E-07	4.12E-07	4.13E-07	4.18E-07	4.79E-07	5.14E-07	8.70E-07	1.03E-06

Licensee Comments: none

Mitigating Systems Performance Index, Residual Heat Removal System




Thresholds: White > 1.00E-6 Yellow > 1.00E-5 Red > 1.00E-4

Notes

Mitigating Systems Performance Index, Residual Heat Removal System	1Q/07	2Q/07	3Q/07	4Q/07	1Q/08	2Q/08	3Q/08	4Q/08
UAI (Δ CDF)	-2.40E-08	-2.40E-08	1.10E-07	1.10E-07	1.00E-07	1.00E-07	1.10E-07	1.10E-07
URI (Δ CDF)	-5.00E-09	-5.00E-09	5.00E-08	5.00E-08	5.00E-08	5.00E-08	5.10E-08	5.10E-08
PLE	NO	NO	NO	NO	NO	NO	NO	NO
Indicator value	-2.90E-08	-2.90E-08	1.60E-07	1.60E-07	1.50E-07	1.50E-07	1.61E-07	1.61E-07

Licensee Comments: none

Mitigating Systems Performance Index, Cooling Water Systems



Thresholds: White > 1.00E-6 Yellow > 1.00E-5 Red > 1.00E-4

Notes

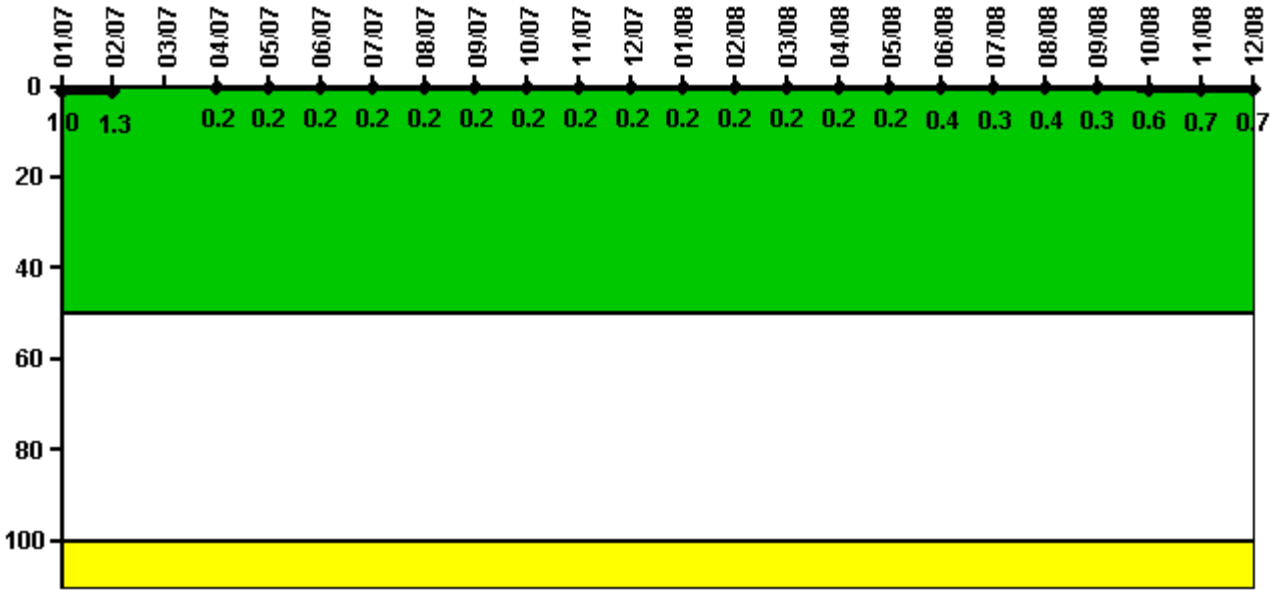
Mitigating Systems Performance Index, Cooling Water Systems	1Q/07	2Q/07	3Q/07	4Q/07	1Q/08	2Q/08	3Q/08	4Q/08
UAI (Δ CDF)	3.00E-08	3.00E-08	3.60E-08	3.60E-08	4.70E-08	4.30E-08	3.10E-08	2.60E-08
URI (Δ CDF)	-9.00E-08	-9.00E-08	-9.00E-08	-9.00E-08	-4.00E-08	-4.10E-08	-3.20E-08	-3.30E-08
PLE	NO	NO	NO	NO	NO	NO	NO	NO
Indicator value	-6.00E-08	-6.00E-08	-5.40E-08	-5.40E-08	7.00E-09	2.00E-09	-1.00E-09	-7.00E-09

Licensee Comments:

4Q/08: Change report due to Failure Report 1241 entered in EPIX on 12/18/2008 when the failure date was 9/12/2008. No indicator color change results from this change.

3Q/08: Change report due to Failure Report 1241 entered in EPIX on 12/18/2008 when the failure date was 9/12/2008. No indicator color change results from this change.

Reactor Coolant System Activity



Thresholds: White > 50.0 Yellow > 100.0

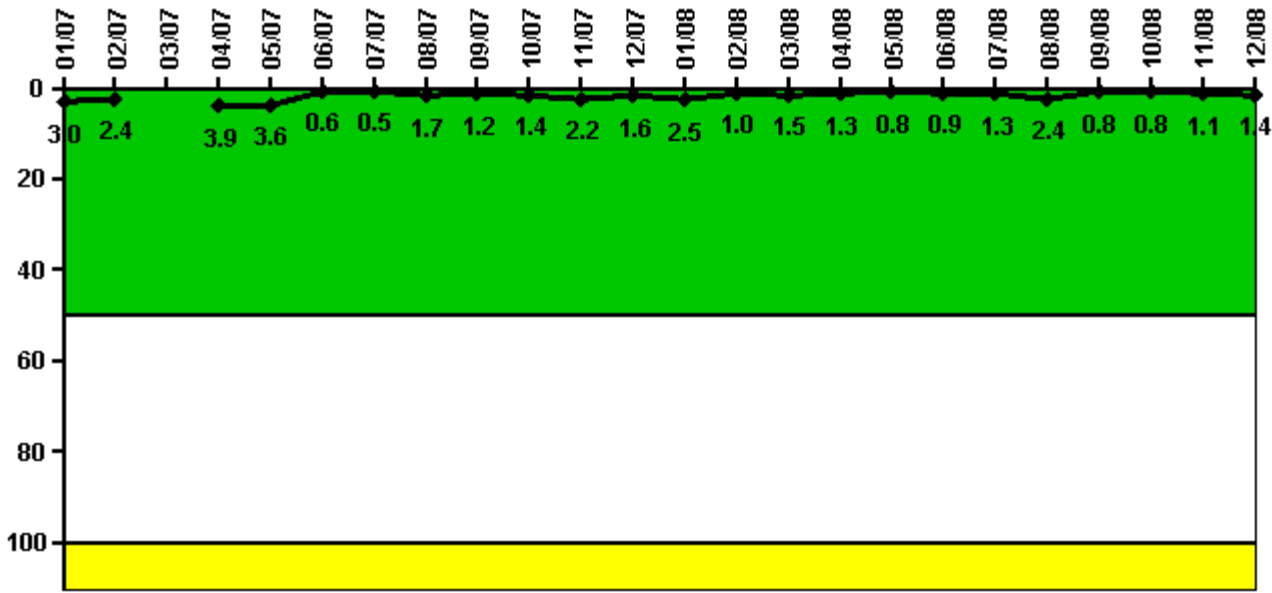
Notes

Reactor Coolant System Activity	1/07	2/07	3/07	4/07	5/07	6/07	7/07	8/07	9/07	10/07	11/07	12/07
Maximum activity	0.009950	0.013400	N/A	0.001730	0.001650	0.001770	0.001940	0.002000	0.002210	0.002240	0.002230	0.002350
Technical specification limit	1.0	1.0	1.0	1.0	1.0	1.0	1.0	1.0	1.0	1.0	1.0	1.0
Indicator value	1.0	1.3	N/A	0.2	0.2	0.2	0.2	0.2	0.2	0.2	0.2	0.2

Reactor Coolant System Activity	1/08	2/08	3/08	4/08	5/08	6/08	7/08	8/08	9/08	10/08	11/08	12/08
Maximum activity	0.001850	0.002210	0.002370	0.002100	0.002290	0.003820	0.003180	0.004380	0.003470	0.005590	0.007390	0.006710
Technical specification limit	1.0	1.0	1.0	1.0	1.0	1.0	1.0	1.0	1.0	1.0	1.0	1.0
Indicator value	0.2	0.2	0.2	0.2	0.2	0.4	0.3	0.4	0.3	0.6	0.7	0.7

Licensee Comments: none

Reactor Coolant System Leakage



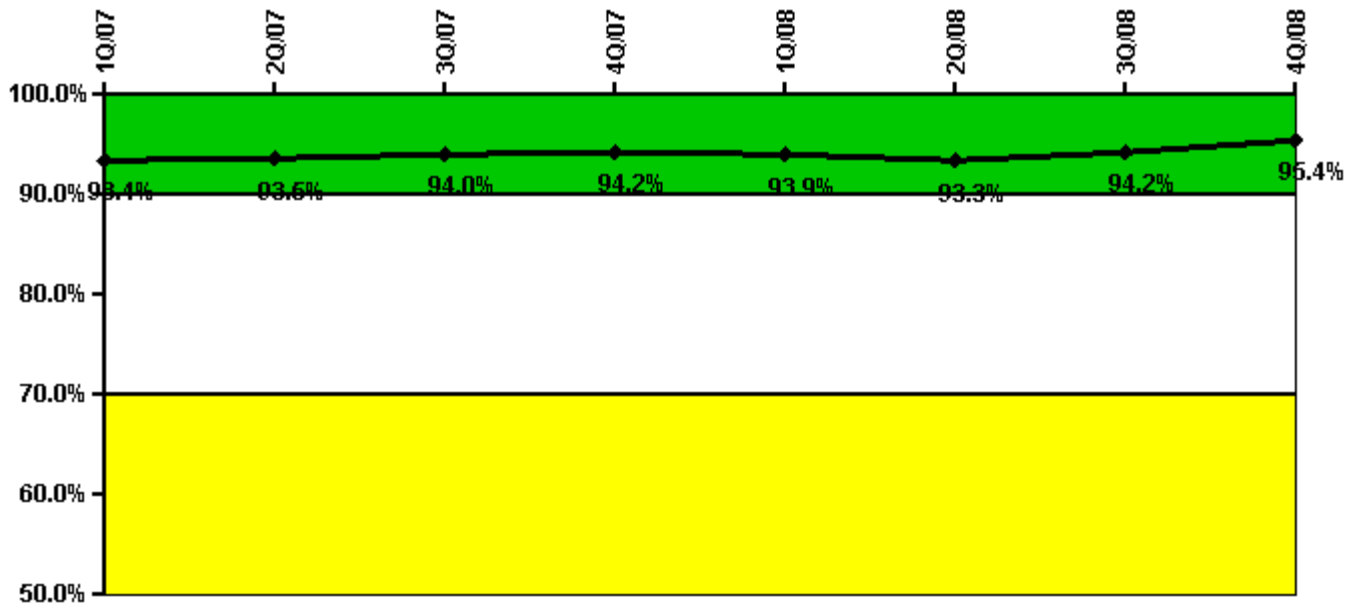
Thresholds: White > 50.0 Yellow > 100.0

Notes

Reactor Coolant System Leakage	1/07	2/07	3/07	4/07	5/07	6/07	7/07	8/07	9/07	10/07	11/07	12/07
Maximum leakage	0.297	0.241	N/A	0.390	0.360	0.060	0.050	0.170	0.120	0.140	0.218	0.160
Technical specification limit	10.0	10.0	10.0	10.0	10.0	10.0	10.0	10.0	10.0	10.0	10.0	10.0
Indicator value	3.0	2.4	N/A	3.9	3.6	0.6	0.5	1.7	1.2	1.4	2.2	1.6
Reactor Coolant System Leakage	1/08	2/08	3/08	4/08	5/08	6/08	7/08	8/08	9/08	10/08	11/08	12/08
Maximum leakage	0.250	0.100	0.150	0.130	0.080	0.090	0.130	0.240	0.080	0.080	0.110	0.140
Technical specification limit	10.0	10.0	10.0	10.0	10.0	10.0	10.0	10.0	10.0	10.0	10.0	10.0
Indicator value	2.5	1.0	1.5	1.3	0.8	0.9	1.3	2.4	0.8	0.8	1.1	1.4

Licensee Comments: none

Drill/Exercise Performance



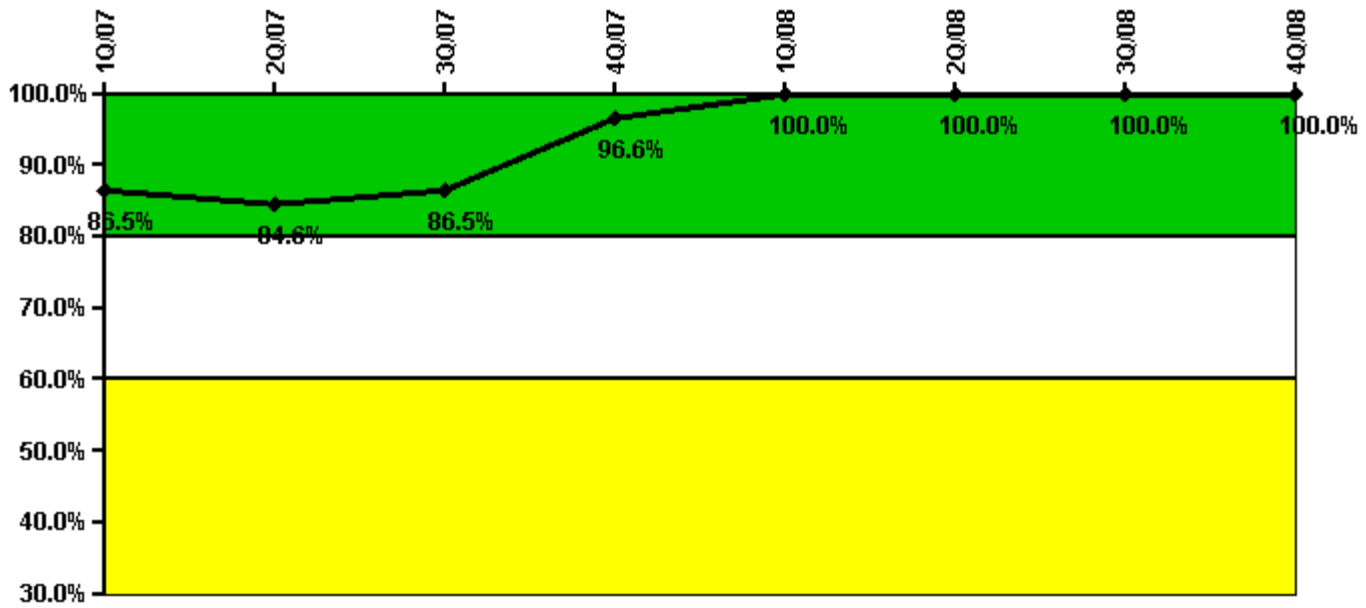
Thresholds: White < 90.0% Yellow < 70.0%

Notes

Drill/Exercise Performance	1Q/07	2Q/07	3Q/07	4Q/07	1Q/08	2Q/08	3Q/08	4Q/08
Successful opportunities	3.0	21.0	36.0	69.0	4.0	26.0	40.0	52.0
Total opportunities	3.0	22.0	36.0	71.0	5.0	27.0	40.0	59.0
Indicator value	93.4%	93.5%	94.0%	94.2%	93.9%	93.3%	94.2%	95.4%

Licensee Comments: none

ERO Drill Participation



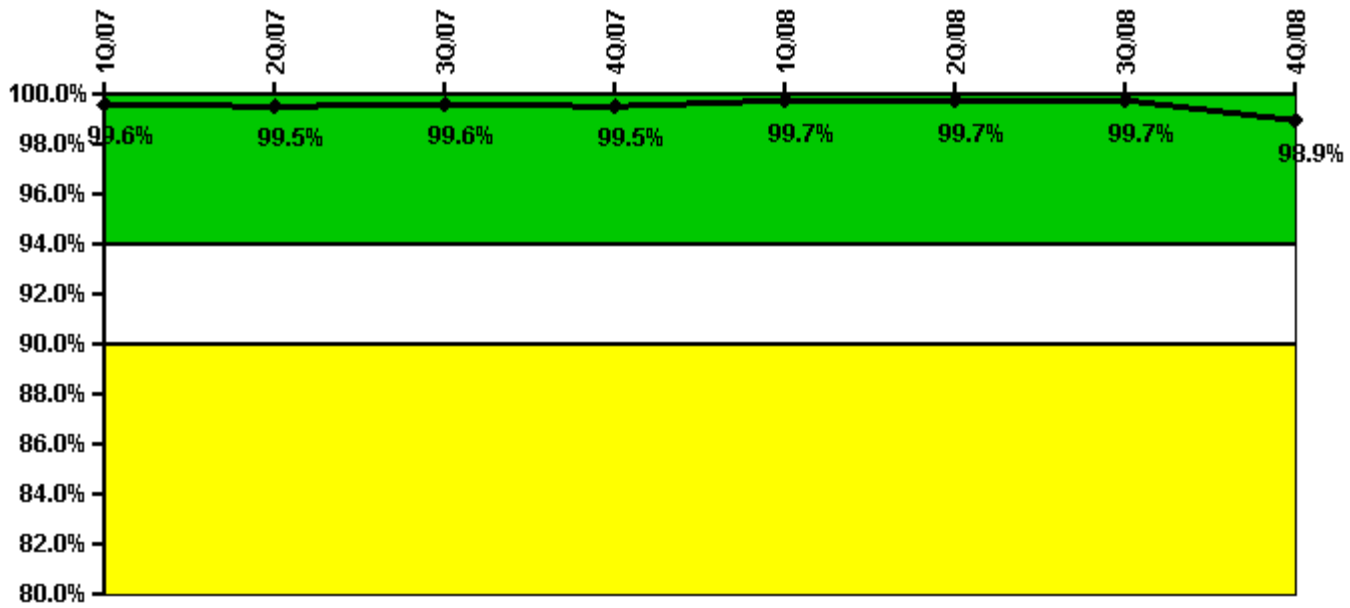
Thresholds: White < 80.0% Yellow < 60.0%

Notes

ERO Drill Participation	1Q/07	2Q/07	3Q/07	4Q/07	1Q/08	2Q/08	3Q/08	4Q/08
Participating Key personnel	77.0	77.0	77.0	85.0	83.0	87.0	86.0	84.0
Total Key personnel	89.0	91.0	89.0	88.0	83.0	87.0	86.0	84.0
Indicator value	86.5%	84.6%	86.5%	96.6%	100.0%	100.0%	100.0%	100.0%

Licensee Comments: none

Alert & Notification System



Thresholds: White < 94.0% Yellow < 90.0%

Notes

Alert & Notification System	1Q/07	2Q/07	3Q/07	4Q/07	1Q/08	2Q/08	3Q/08	4Q/08
Successful siren-tests	940	944	947	1019	947	946	946	916
Total sirens-tests	949	949	949	1022	949	949	949	949
Indicator value	99.6%	99.5%	99.6%	99.5%	99.7%	99.7%	99.7%	98.9%

Licensee Comments: none

Occupational Exposure Control Effectiveness



Thresholds: White > 2.0 Yellow > 5.0

Notes

Occupational Exposure Control Effectiveness	1Q/07	2Q/07	3Q/07	4Q/07	1Q/08	2Q/08	3Q/08	4Q/08
High radiation area occurrences	0	0	0	0	0	0	0	0
Very high radiation area occurrences	0	0	0	0	0	0	0	0
Unintended exposure occurrences	0	0	0	0	0	0	0	0
Indicator value	0	0	0	0	0	0	0	0

Licensee Comments: none

RETS/ODCM Radiological Effluent



Thresholds: White > 1.0 Yellow > 3.0

Notes

RETS/ODCM Radiological Effluent	1Q/07	2Q/07	3Q/07	4Q/07	1Q/08	2Q/08	3Q/08	4Q/08
RETS/ODCM occurrences	0	0	0	0	0	0	0	0
Indicator value	0	0	0	0	0	0	0	0

Licensee Comments: none

[Security](#) information not publicly available.