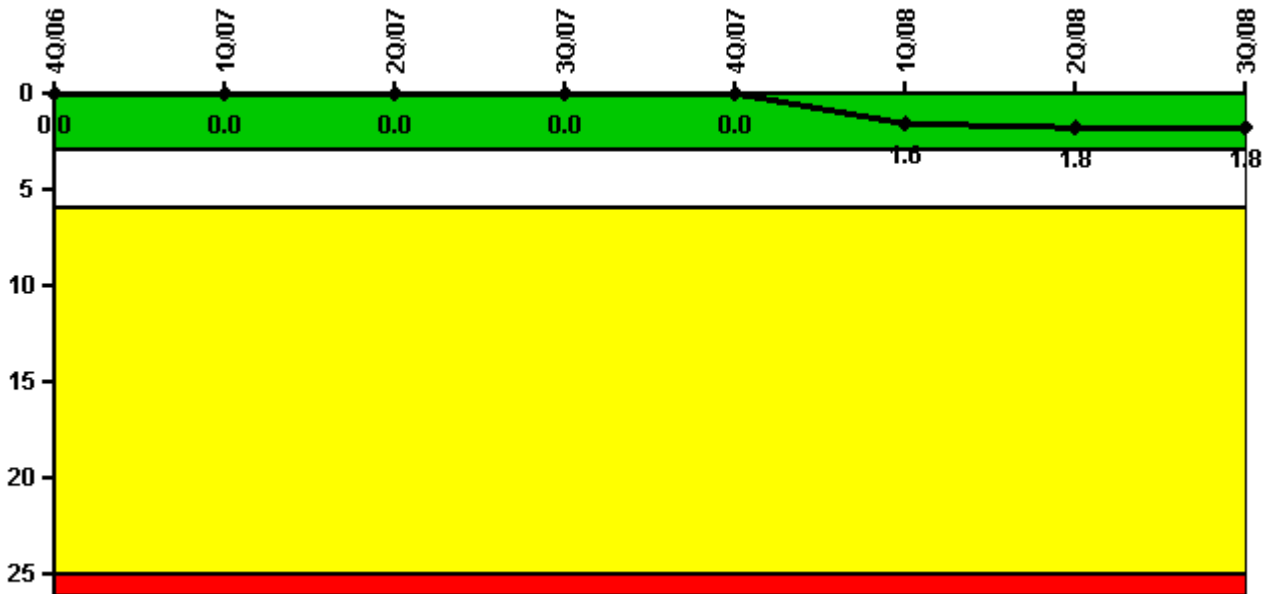


# Turkey Point 4

## 3Q/2008 Performance Indicators

Licensee's General Comments: 2Q2008 EP Minor change

### Unplanned Scrams per 7000 Critical Hrs



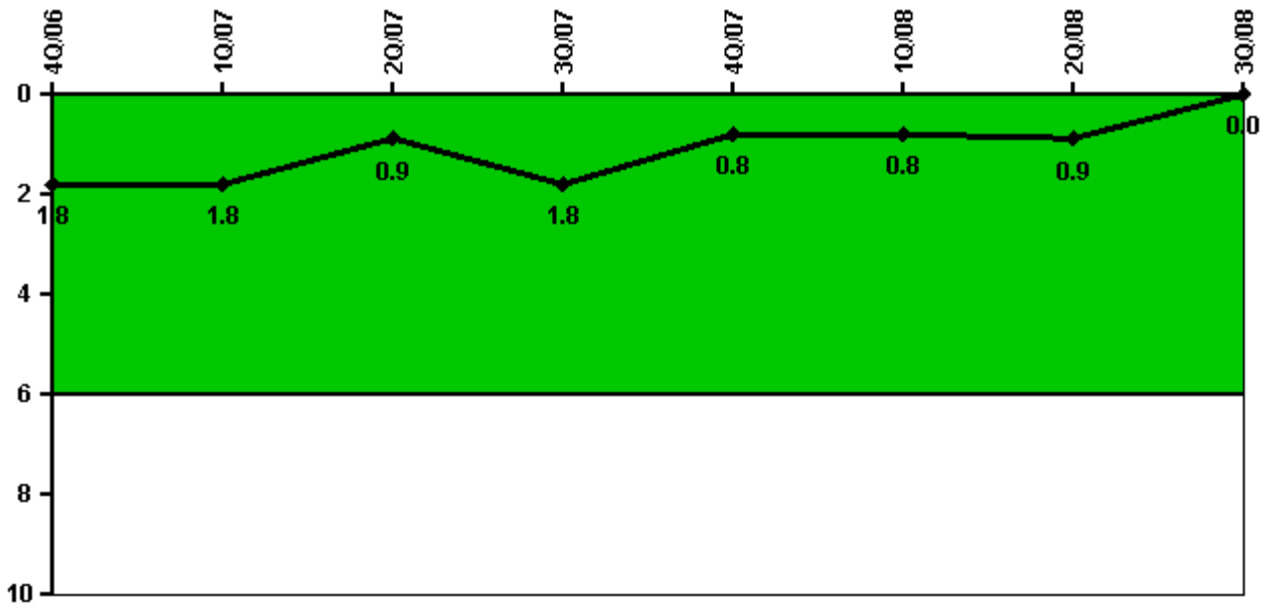
Thresholds: White > 3.0 Yellow > 6.0 Red > 25.0

### Notes

Unplanned Scrams per 7000 Critical Hrs	4Q/06	1Q/07	2Q/07	3Q/07	4Q/07	1Q/08	2Q/08	3Q/08
Unplanned scrams	0	0	0	0	0	2.0	0	0
Critical hours	1268.0	2096.8	2184.0	2077.1	2209.0	2098.6	1255.6	2019.8
Indicator value	0	0	0	0	0	1.6	1.8	1.8

Licensee Comments: none

## Unplanned Power Changes per 7000 Critical Hrs



Thresholds: White > 6.0

### Notes

Unplanned Power Changes per 7000 Critical Hrs	4Q/06	1Q/07	2Q/07	3Q/07	4Q/07	1Q/08	2Q/08	3Q/08
Unplanned power changes	1.0	0	0	1.0	0	0	0	0
Critical hours	1268.0	2096.8	2184.0	2077.1	2209.0	2098.6	1255.6	2019.8
Indicator value	1.8	1.8	0.9	1.8	0.8	0.8	0.9	0

Licensee Comments: none

# Unplanned Scrams with Complications



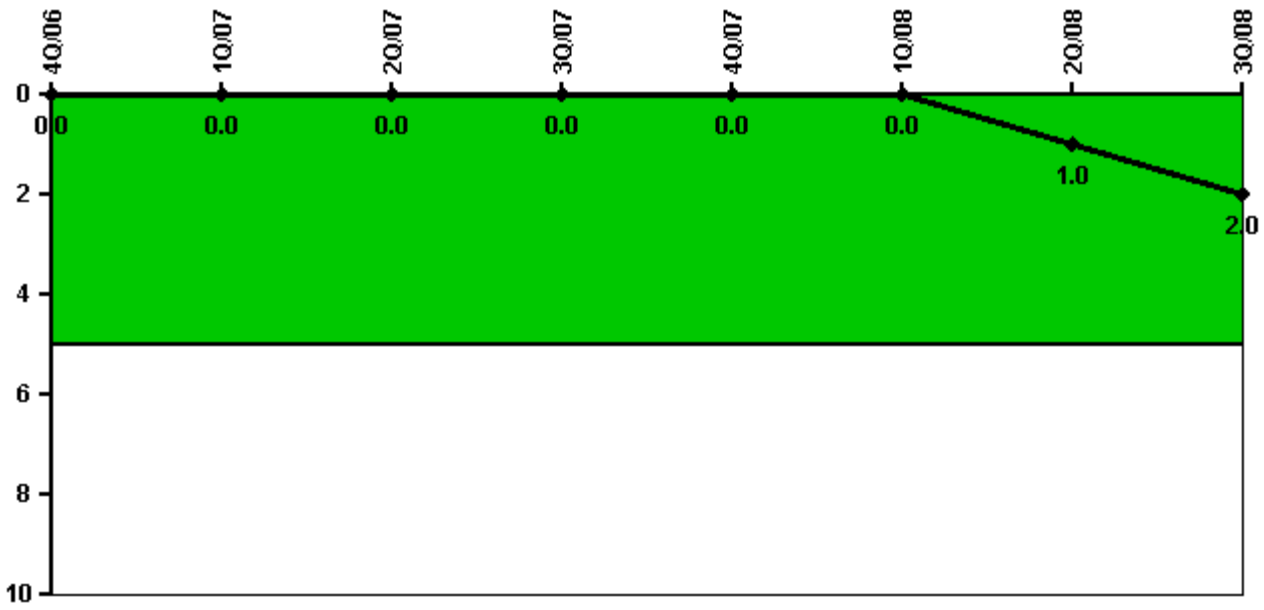
Thresholds: White > 1.0

**Notes**

Unplanned Scrams with Complications	4Q/06	1Q/07	2Q/07	3Q/07	4Q/07	1Q/08	2Q/08	3Q/08
Scrams with complications	0	0	0	0	0	0	0	0
Indicator value				0.0	0.0	0.0	0.0	0.0

Licensee Comments: none

## Safety System Functional Failures (PWR)



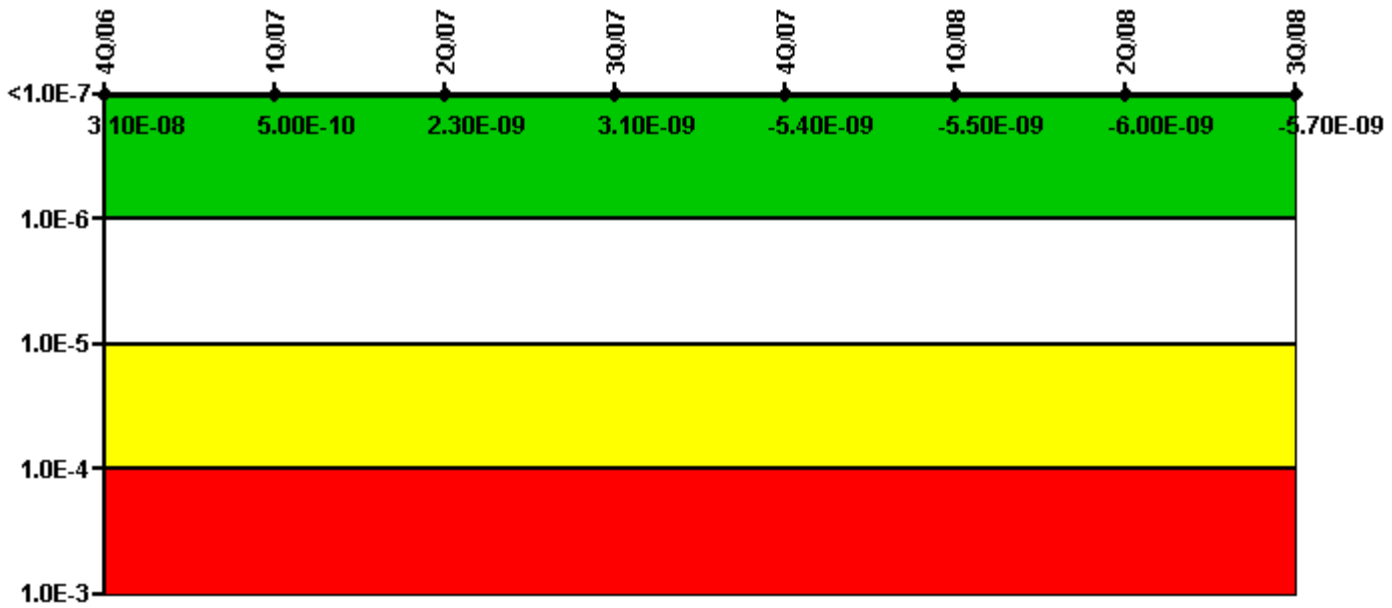
Thresholds: White > 5.0

### Notes

Safety System Functional Failures (PWR)	4Q/06	1Q/07	2Q/07	3Q/07	4Q/07	1Q/08	2Q/08	3Q/08
Safety System Functional Failures	0	0	0	0	0	0	1	1
Indicator value	0	0	0	0	0	0	1	2

Licensee Comments: none

# Mitigating Systems Performance Index, Emergency AC Power System



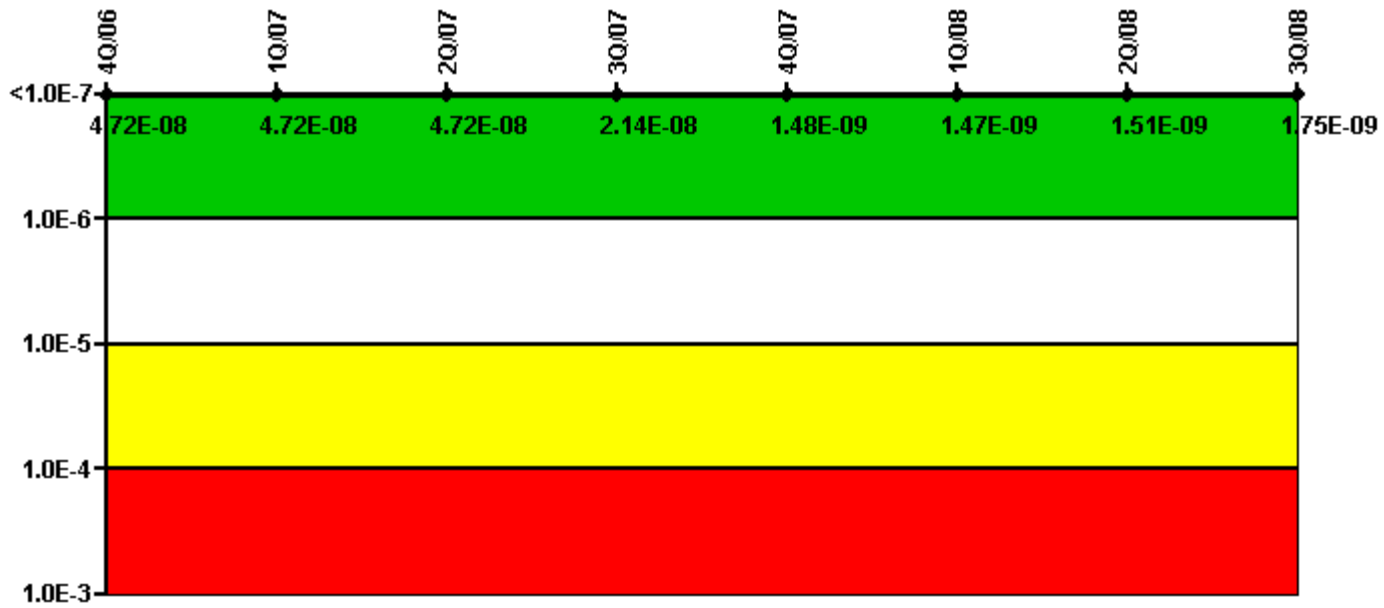
Thresholds: White > 1.00E-6 Yellow > 1.00E-5 Red > 1.00E-4

## Notes

Mitigating Systems Performance Index, Emergency AC Power System	4Q/06	1Q/07	2Q/07	3Q/07	4Q/07	1Q/08	2Q/08	3Q/08
UAI ( $\Delta$ CDF)	1.10E-08	3.50E-09	6.20E-09	6.60E-09	1.70E-09	1.70E-09	1.60E-09	2.00E-09
URI ( $\Delta$ CDF)	2.00E-08	-3.00E-09	-3.90E-09	-3.50E-09	-7.10E-09	-7.20E-09	-7.60E-09	-7.70E-09
PLE	NO	NO	NO	NO	NO	NO	NO	NO
Indicator value	3.10E-08	5.00E-10	2.30E-09	3.10E-09	-5.40E-09	-5.50E-09	-6.00E-09	-5.70E-09

Licensee Comments: none

# Mitigating Systems Performance Index, High Pressure Injection System



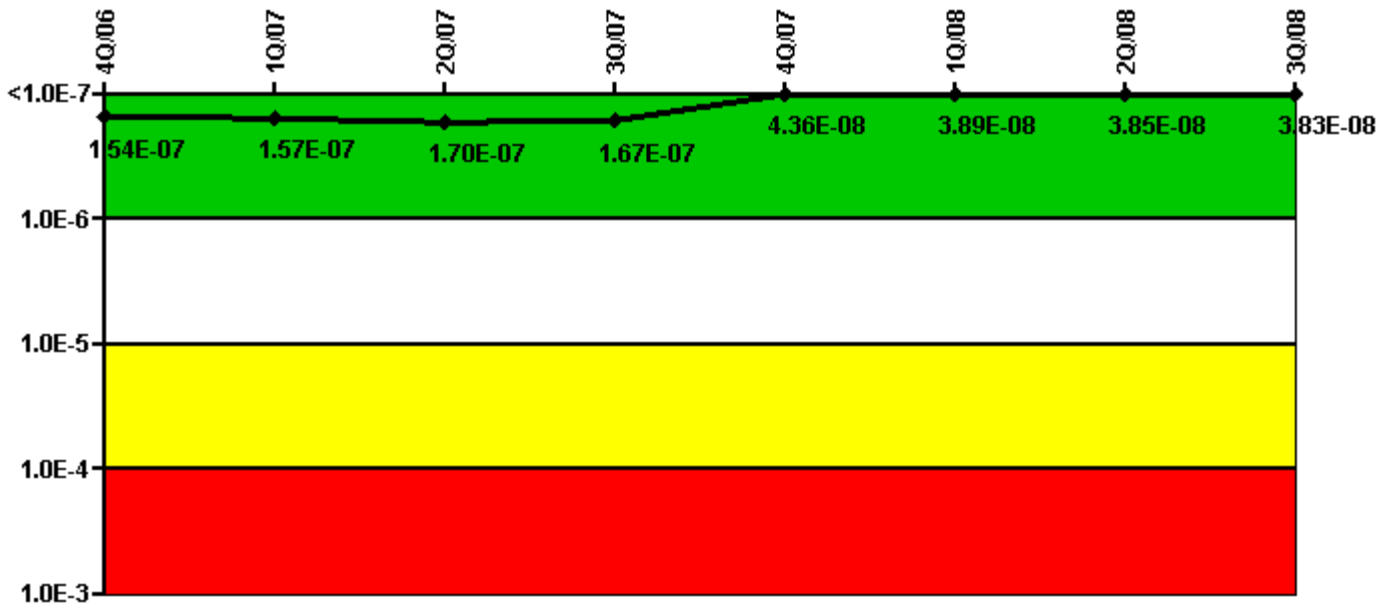
Thresholds: White > 1.00E-6 Yellow > 1.00E-5 Red > 1.00E-4

## Notes

Mitigating Systems Performance Index, High Pressure Injection System	4Q/06	1Q/07	2Q/07	3Q/07	4Q/07	1Q/08	2Q/08	3Q/08
UAI ( $\Delta$ CDF)	-1.80E-09	-1.80E-09	-1.80E-09	-1.60E-09	7.60E-11	6.90E-11	1.10E-10	3.50E-10
URI ( $\Delta$ CDF)	4.90E-08	4.90E-08	4.90E-08	2.30E-08	1.40E-09	1.40E-09	1.40E-09	1.40E-09
PLE	NO	NO	NO	NO	NO	NO	NO	NO
Indicator value	4.72E-08	4.72E-08	4.72E-08	2.14E-08	1.48E-09	1.47E-09	1.51E-09	1.75E-09

Licensee Comments: none

# Mitigating Systems Performance Index, Heat Removal System



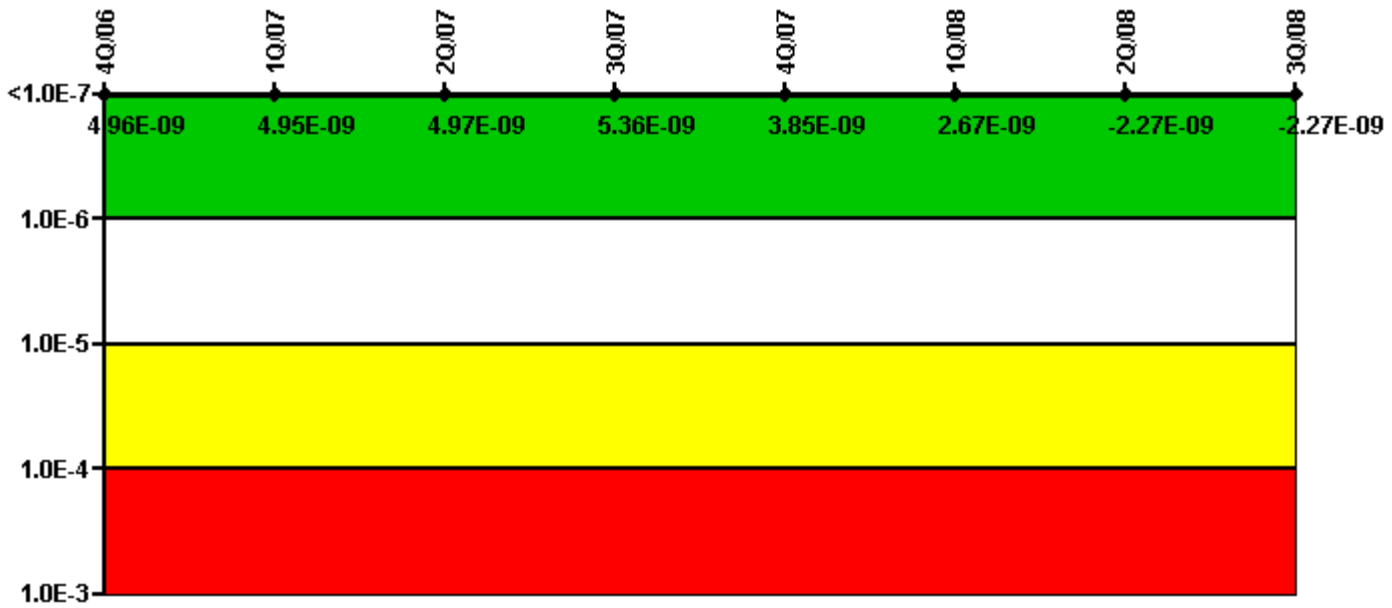
Thresholds: White > 1.00E-6 Yellow > 1.00E-5 Red > 1.00E-4

## Notes

Mitigating Systems Performance Index, Heat Removal System	4Q/06	1Q/07	2Q/07	3Q/07	4Q/07	1Q/08	2Q/08	3Q/08
UAI ( $\Delta$ CDF)	-5.60E-09	-3.10E-09	9.90E-09	7.30E-09	5.60E-09	8.60E-10	4.50E-10	3.30E-10
URI ( $\Delta$ CDF)	1.60E-07	1.60E-07	1.60E-07	1.60E-07	3.80E-08	3.80E-08	3.80E-08	3.80E-08
PLE	NO	NO	NO	NO	NO	NO	NO	NO
Indicator value	1.54E-07	1.57E-07	1.70E-07	1.67E-07	4.36E-08	3.89E-08	3.85E-08	3.83E-08

Licensee Comments: none

# Mitigating Systems Performance Index, Residual Heat Removal System



Thresholds: White > 1.00E-6 Yellow > 1.00E-5 Red > 1.00E-4

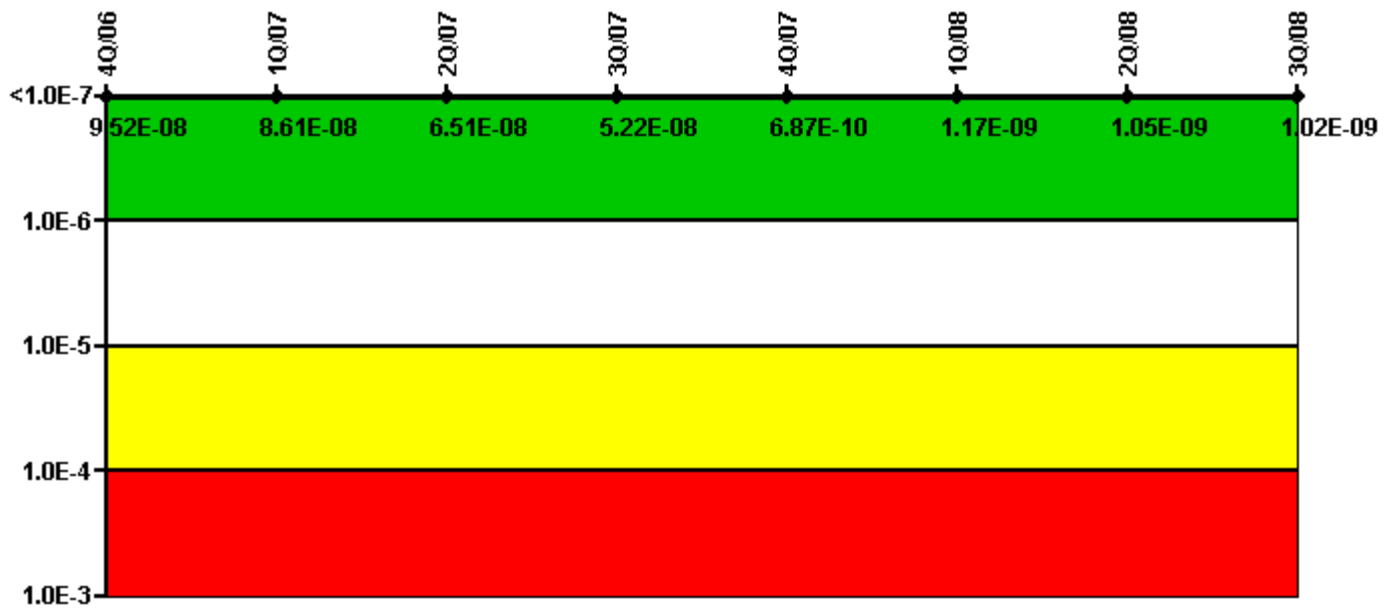
## Notes

Mitigating Systems Performance Index, Residual Heat Removal System	4Q/06	1Q/07	2Q/07	3Q/07	4Q/07	1Q/08	2Q/08	3Q/08
UAI ( $\Delta$ CDF)	-3.80E-11	-5.20E-11	-2.70E-11	5.60E-10	9.50E-10	-3.50E-11	-4.70E-10	-4.70E-10
URI ( $\Delta$ CDF)	5.00E-09	5.00E-09	5.00E-09	4.80E-09	2.90E-09	2.70E-09	-1.80E-09	-1.80E-09
PLE	NO	NO	NO	NO	NO	NO	NO	NO
Indicator value	4.96E-09	4.95E-09	4.97E-09	5.36E-09	3.85E-09	2.67E-09	-2.27E-09	-2.27E-09

Licensee Comments: none



# Mitigating Systems Performance Index, Cooling Water Systems



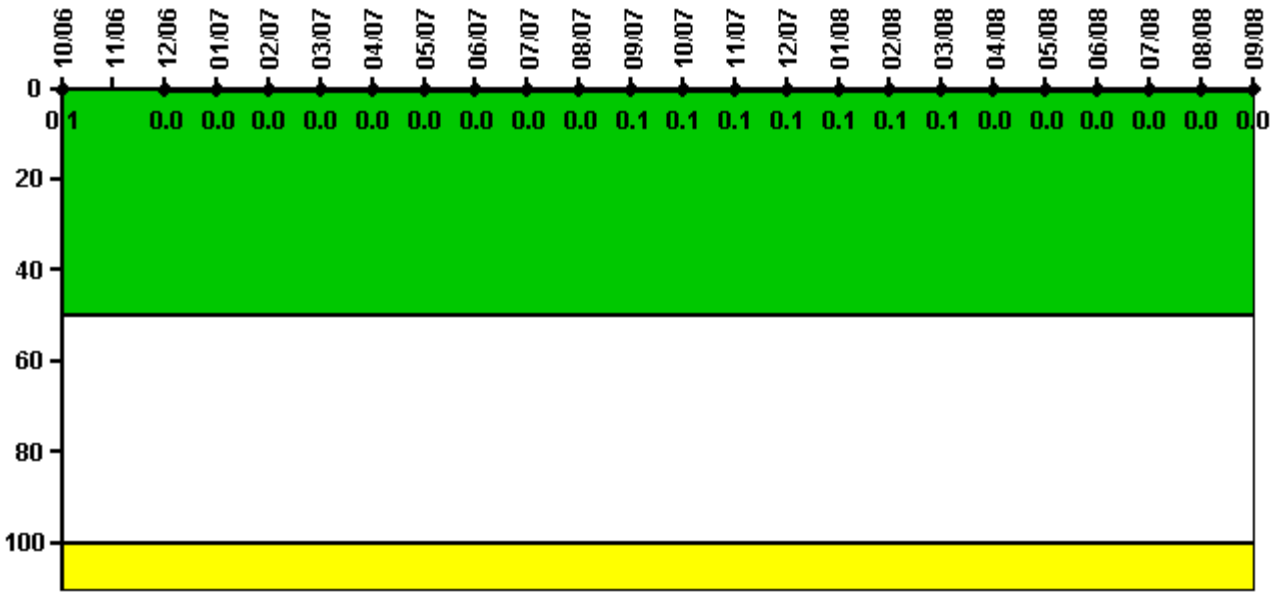
Thresholds: White > 1.00E-6 Yellow > 1.00E-5 Red > 1.00E-4

## Notes

Mitigating Systems Performance Index, Cooling Water Systems	4Q/06	1Q/07	2Q/07	3Q/07	4Q/07	1Q/08	2Q/08	3Q/08
UAI ( $\Delta$ CDF)	9.40E-08	8.50E-08	6.40E-08	5.10E-08	6.00E-10	8.00E-10	9.90E-10	9.60E-10
URI ( $\Delta$ CDF)	1.20E-09	1.10E-09	1.10E-09	1.20E-09	8.70E-11	3.70E-10	6.00E-11	6.10E-11
PLE	NO	NO	NO	NO	NO	NO	NO	NO
Indicator value	9.52E-08	8.61E-08	6.51E-08	5.22E-08	6.87E-10	1.17E-09	1.05E-09	1.02E-09

Licensee Comments: none

# Reactor Coolant System Activity



Thresholds: White > 50.0 Yellow > 100.0

## Notes

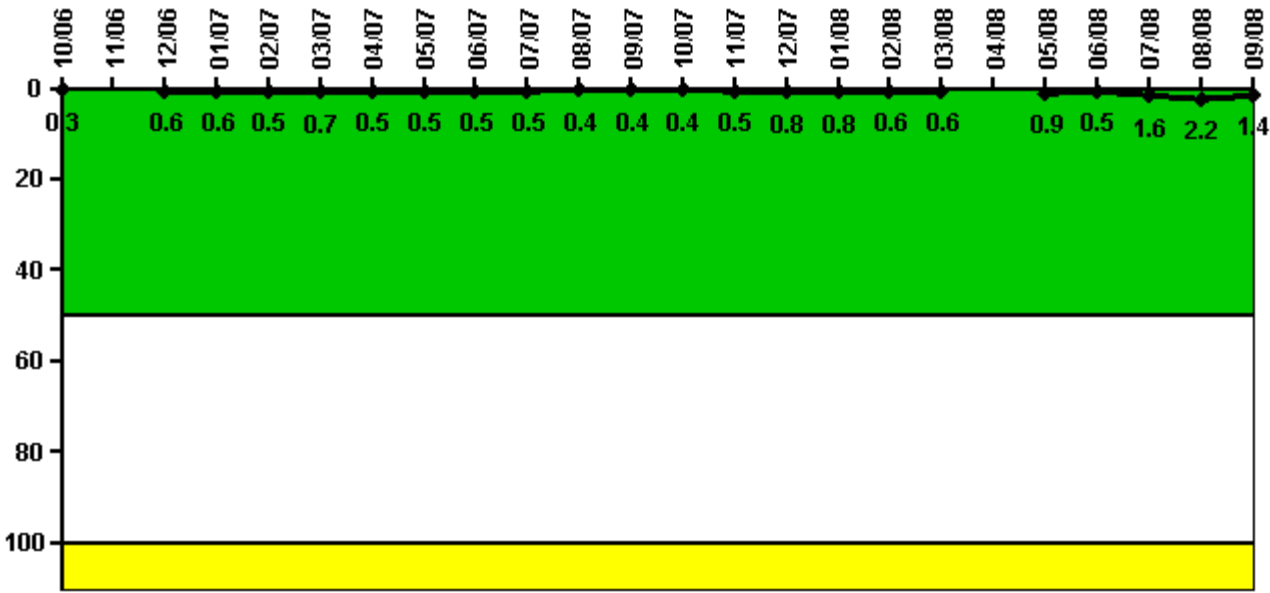
Reactor Coolant System Activity	10/06	11/06	12/06	1/07	2/07	3/07	4/07	5/07	6/07	7/07	8/07	9/07
Maximum activity	0.000641	N/A	0.000336	0.000305	0.000336	0.000366	0.000397	0.000397	0.000397	0.000427	0.000458	0.000641
Technical specification limit	1.0	1.0	1.0	1.0	1.0	1.0	1.0	1.0	1.0	1.0	1.0	1.0
Indicator value	0.1	N/A	0	0	0	0	0	0	0	0	0	0.1

Reactor Coolant System Activity	10/07	11/07	12/07	1/08	2/08	3/08	4/08	5/08	6/08	7/08	8/08	9/08
Maximum activity	0.000641	0.000580	0.000549	0.000710	0.000605	0.000657	0.000005	0.000286	0.000280	0.000308	0.000308	0.000319
Technical specification limit	1.0	1.0	1.0	1.0	1.0	1.0	1.0	1.0	1.0	1.0	1.0	1.0
Indicator value	0.1	0.1	0.1	0.1	0.1	0.1	0	0	0	0	0	0

Licensee Comments: none

## Reactor Coolant System Leakage



Thresholds: White > 50.0 Yellow > 100.0

### Notes

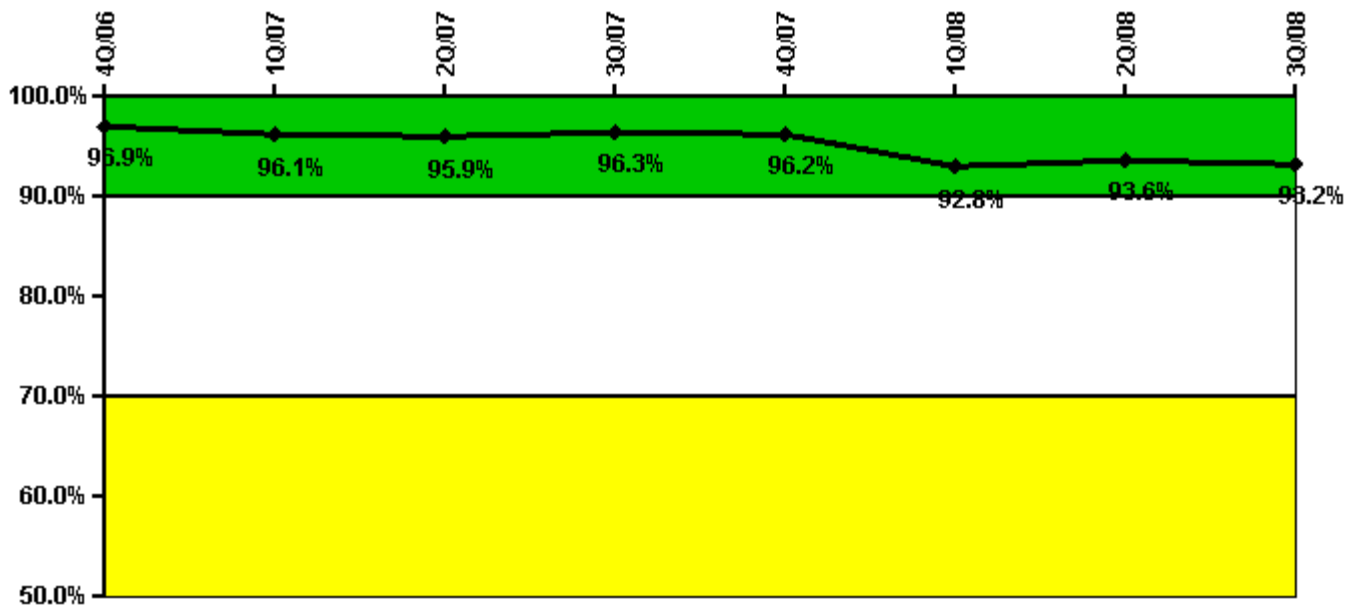
Reactor Coolant System Leakage	10/06	11/06	12/06	1/07	2/07	3/07	4/07	5/07	6/07	7/07	8/07	9/07
Maximum leakage	0.030	N/A	0.060	0.060	0.050	0.070	0.050	0.050	0.050	0.050	0.040	0.040
Technical specification limit	10.0	10.0	10.0	10.0	10.0	10.0	10.0	10.0	10.0	10.0	10.0	10.0
Indicator value	0.3	N/A	0.6	0.6	0.5	0.7	0.5	0.5	0.5	0.5	0.4	0.4

Reactor Coolant System Leakage	10/07	11/07	12/07	1/08	2/08	3/08	4/08	5/08	6/08	7/08	8/08	9/08
Maximum leakage	0.040	0.050	0.080	0.080	0.060	0.060	N/A	0.090	0.050	0.160	0.220	0.140
Technical specification limit	10.0	10.0	10.0	10.0	10.0	10.0	10.0	10.0	10.0	10.0	10.0	10.0
Indicator value	0.4	0.5	0.8	0.8	0.6	0.6	N/A	0.9	0.5	1.6	2.2	1.4

Licensee Comments: none

## Drill/Exercise Performance



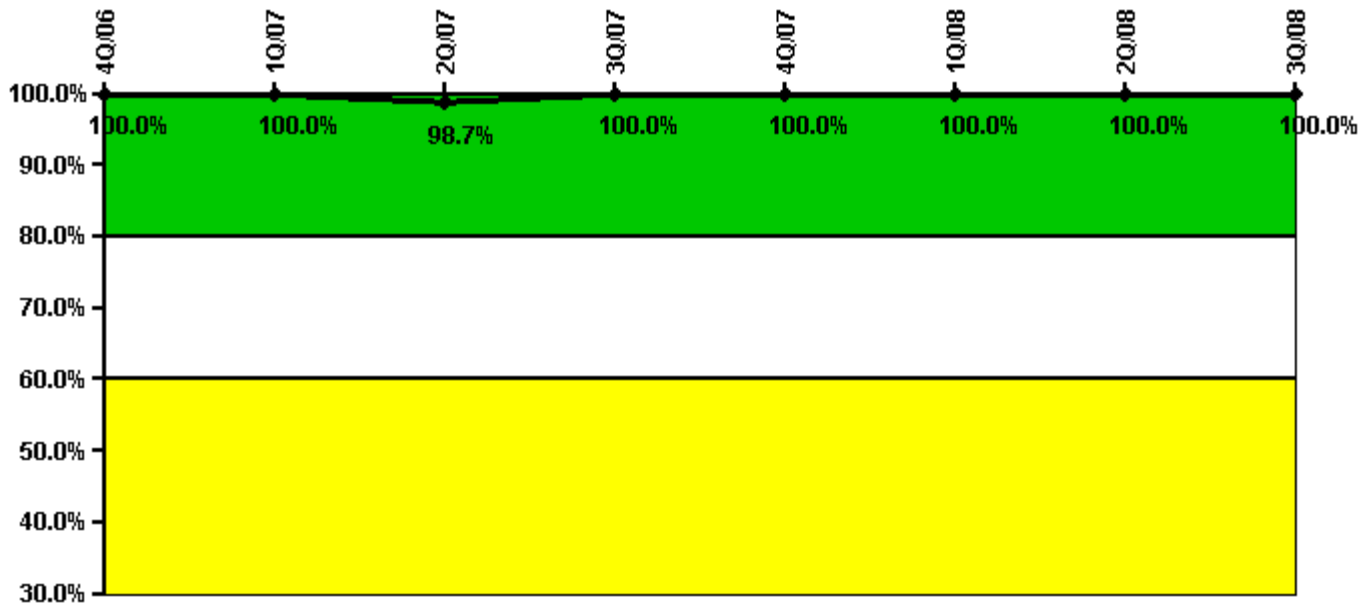
**Thresholds:** White < 90.0% Yellow < 70.0%

### Notes

Drill/Exercise Performance	4Q/06	1Q/07	2Q/07	3Q/07	4Q/07	1Q/08	2Q/08	3Q/08
Successful opportunities	22.0	72.0	34.0	30.0	36.0	38.0	55.0	16.0
Total opportunities	22.0	79.0	35.0	30.0	38.0	49.0	56.0	16.0
Indicator value	96.9%	96.1%	95.9%	96.3%	96.2%	92.8%	93.6%	93.2%

Licensee Comments: none

# ERO Drill Participation



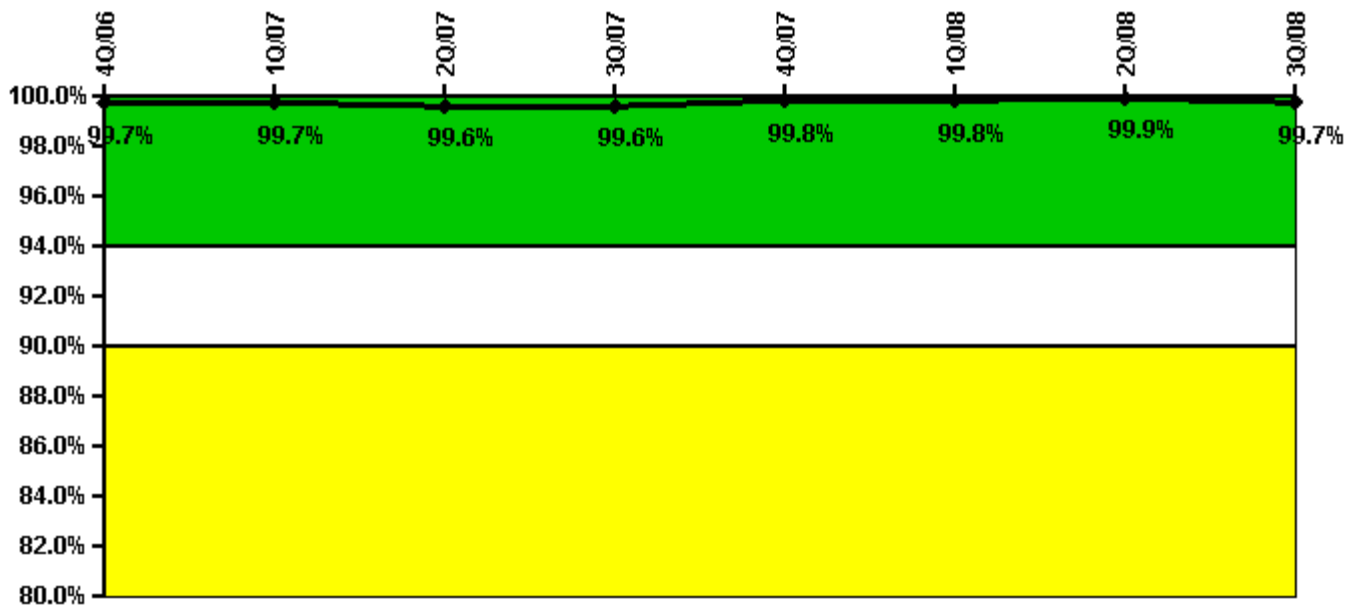
Thresholds: White < 80.0% Yellow < 60.0%

## Notes

ERO Drill Participation	4Q/06	1Q/07	2Q/07	3Q/07	4Q/07	1Q/08	2Q/08	3Q/08
Participating Key personnel	84.0	83.0	78.0	83.0	82.0	80.0	85.0	92.0
Total Key personnel	84.0	83.0	79.0	83.0	82.0	80.0	85.0	92.0
Indicator value	100.0%	100.0%	98.7%	100.0%	100.0%	100.0%	100.0%	100.0%

Licensee Comments: none

## Alert & Notification System



**Thresholds:** White < 94.0% Yellow < 90.0%

### Notes

Alert & Notification System	4Q/06	1Q/07	2Q/07	3Q/07	4Q/07	1Q/08	2Q/08	3Q/08
Successful siren-tests	374	328	375	328	376	375	329	372
Total sirens-tests	376	329	376	329	376	376	329	376
Indicator value	99.7%	99.7%	99.6%	99.6%	99.8%	99.8%	99.9%	99.7%

Licensee Comments: none

## Occupational Exposure Control Effectiveness



Thresholds: White > 2.0 Yellow > 5.0

### Notes

Occupational Exposure Control Effectiveness	4Q/06	1Q/07	2Q/07	3Q/07	4Q/07	1Q/08	2Q/08	3Q/08
High radiation area occurrences	0	0	0	0	0	0	0	0
Very high radiation area occurrences	0	0	0	0	0	0	0	0
Unintended exposure occurrences	0	0	0	0	0	0	0	0
<b>Indicator value</b>	<b>0</b>	<b>0</b>	<b>0</b>	<b>0</b>	<b>0</b>	<b>0</b>	<b>0</b>	<b>0</b>

Licensee Comments: none

## RETS/ODCM Radiological Effluent



Thresholds: White > 1.0 Yellow > 3.0

### Notes

RETS/ODCM Radiological Effluent	4Q/06	1Q/07	2Q/07	3Q/07	4Q/07	1Q/08	2Q/08	3Q/08
RETS/ODCM occurrences	0	0	0	0	0	0	0	0
Indicator value	0	0	0	0	0	0	0	0

Licensee Comments: none

Security information not publicly available.

▲ [Action Matrix Summary](#) | [Inspection Findings Summary](#) | [PI Summary](#) | [Reactor Oversight Process](#)

Last Modified: November 26, 2008