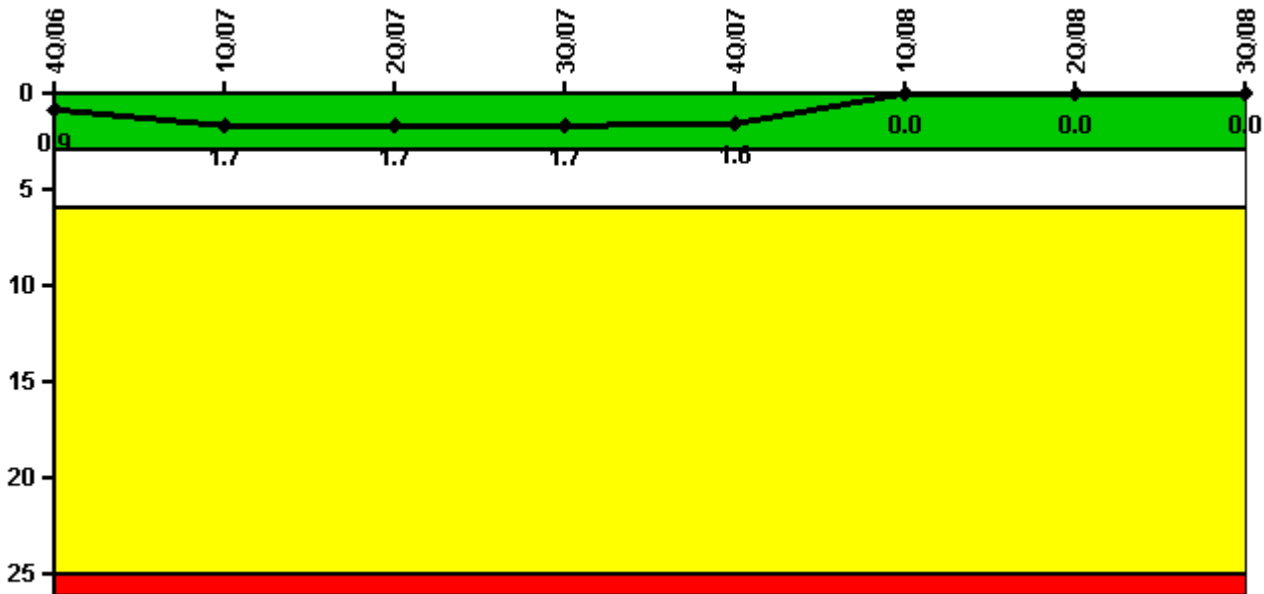


Sequoyah 2

3Q/2008 Performance Indicators

Licensee's General Comments: none

Unplanned Scrams per 7000 Critical Hrs



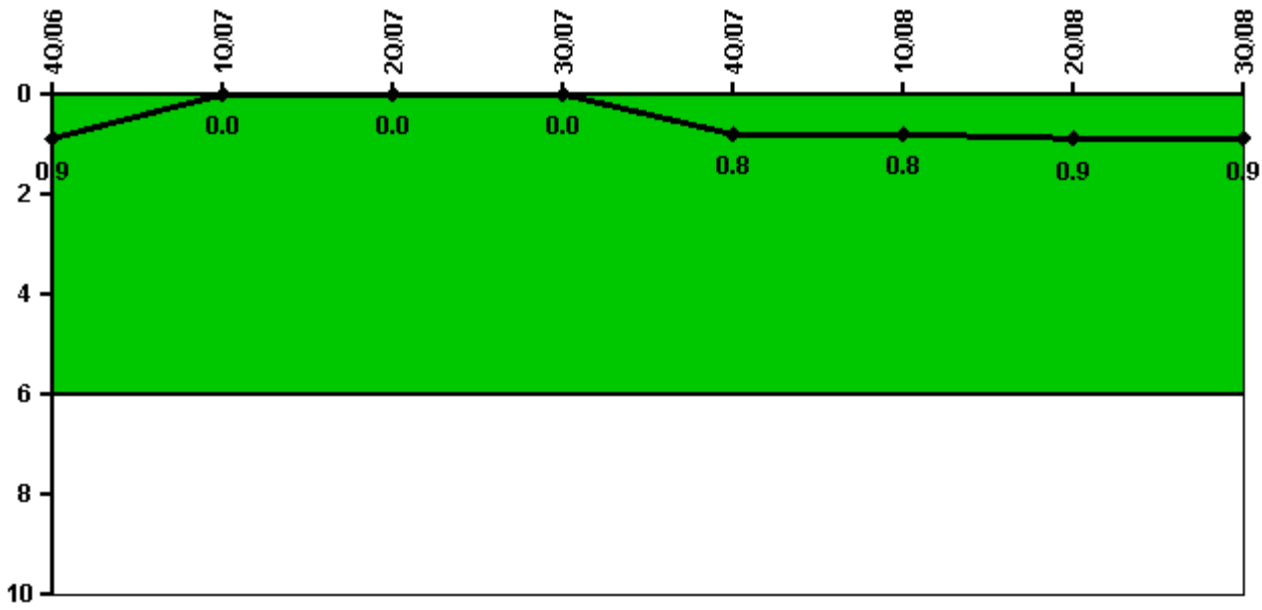
Thresholds: White > 3.0 Yellow > 6.0 Red > 25.0

Notes

Unplanned Scrams per 7000 Critical Hrs	4Q/06	1Q/07	2Q/07	3Q/07	4Q/07	1Q/08	2Q/08	3Q/08
Unplanned scrams	0	2.0	0	0	0	0	0	0
Critical hours	1538.6	2118.8	2184.0	2208.0	2209.0	2183.0	1464.5	2177.2
Indicator value	0.9	1.7	1.7	1.7	1.6	0	0	0

Licensee Comments: none

Unplanned Power Changes per 7000 Critical Hrs



Thresholds: White > 6.0

Notes

Unplanned Power Changes per 7000 Critical Hrs	4Q/06	1Q/07	2Q/07	3Q/07	4Q/07	1Q/08	2Q/08	3Q/08
Unplanned power changes	0	0	0	0	1.0	0	0	0
Critical hours	1538.6	2118.8	2184.0	2208.0	2209.0	2183.0	1464.5	2177.2
Indicator value	0.9	0	0	0	0.8	0.8	0.9	0.9

Licensee Comments: none

Unplanned Scrams with Complications



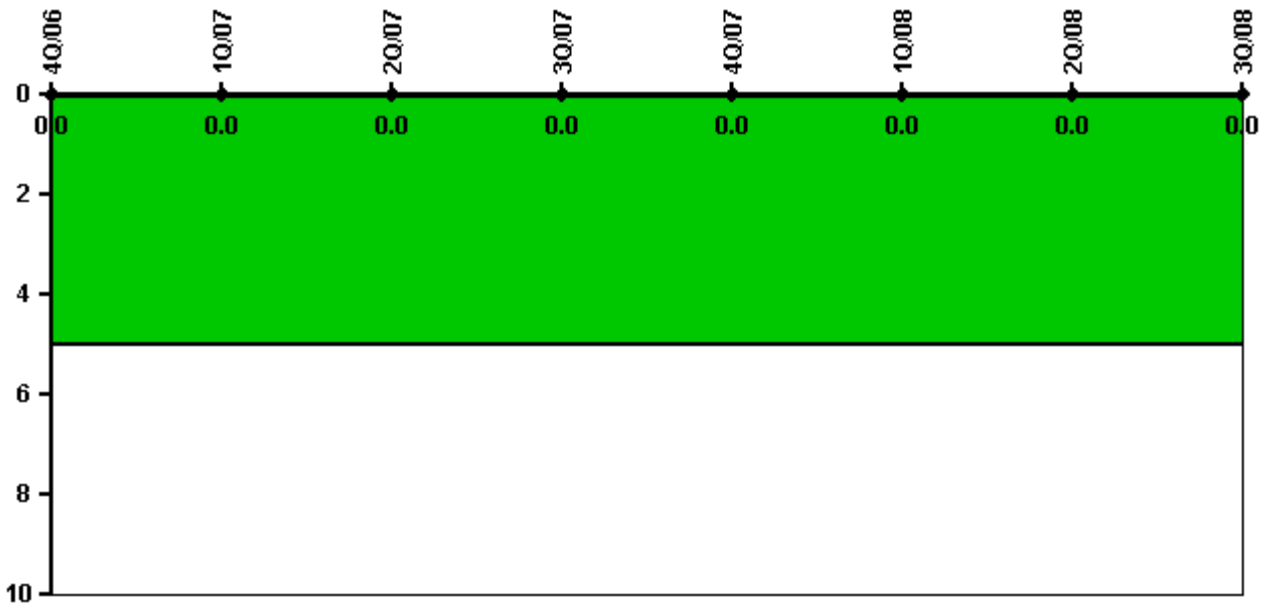
Thresholds: White > 1.0

Notes

Unplanned Scrams with Complications	4Q/06	1Q/07	2Q/07	3Q/07	4Q/07	1Q/08	2Q/08	3Q/08
Scrams with complications	0	0	0	0	0	0	0	0
Indicator value				0.0	0.0	0.0	0.0	0.0

Licensee Comments: none

Safety System Functional Failures (PWR)



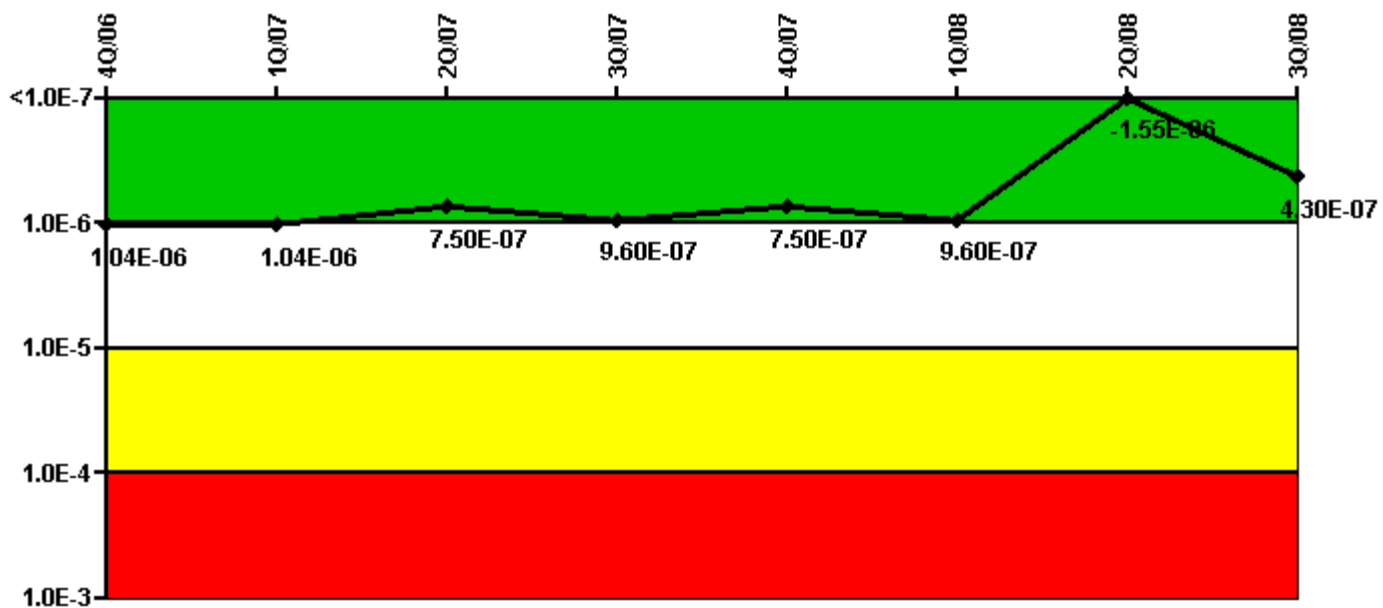
Thresholds: White > 5.0

Notes

Safety System Functional Failures (PWR)	4Q/06	1Q/07	2Q/07	3Q/07	4Q/07	1Q/08	2Q/08	3Q/08
Safety System Functional Failures	0	0	0	0	0	0	0	0
Indicator value	0	0	0	0	0	0	0	0

Licensee Comments: none

Mitigating Systems Performance Index, Emergency AC Power System



Thresholds: White > 1.00E-6 Yellow > 1.00E-5 Red > 1.00E-4

Notes

Mitigating Systems Performance Index, Emergency AC Power System	4Q/06	1Q/07	2Q/07	3Q/07	4Q/07	1Q/08	2Q/08	3Q/08
UAI (ΔCDF)	-2.60E-07	-2.60E-07	-2.50E-07	-2.40E-07	-2.40E-07	-2.40E-07	-2.50E-07	-2.50E-07
URI (ΔCDF)	1.30E-06	1.30E-06	1.00E-06	1.20E-06	9.90E-07	1.20E-06	-1.30E-06	6.80E-07
PLE	NO	NO	NO	NO	NO	NO	NO	NO
Indicator value	1.04E-06	1.04E-06	7.50E-07	9.60E-07	7.50E-07	9.60E-07	-1.55E-06	4.30E-07

Licensee Comments:


3Q/08: The risk cap is not invoked.

2Q/08: Risk Cap Invoked. Revised all quarterly data within the 3 yr reporting window for the following corrections. Planned unavailable hours due to SSPS testing on U1 were removed from the U2 indicator and vice versa. Unavailable hours included while the applicable unit was not critical were subtracted. Also, baseline planned unavailability was updated for these same conditions. These changes made in accordance with Sequoyah PER 135288. BPK7/11/08

1Q/08: An error has been identified in baseline planned unavailability and critical hours. The baseline planned unavailability will increase once corrected adding further margin in the UAI derivation. This correction will be made prior to next quarter's reporting.

4Q/07: The following changes have been made during the reporting quarter. PRA parameters for FVURC, FVUAP, UAP updated to reflect numbers in the basis document. Failure records 1057, 1088, and 1006 have been changed as a result of a re-evaluation.

Mitigating Systems Performance Index, High Pressure Injection System



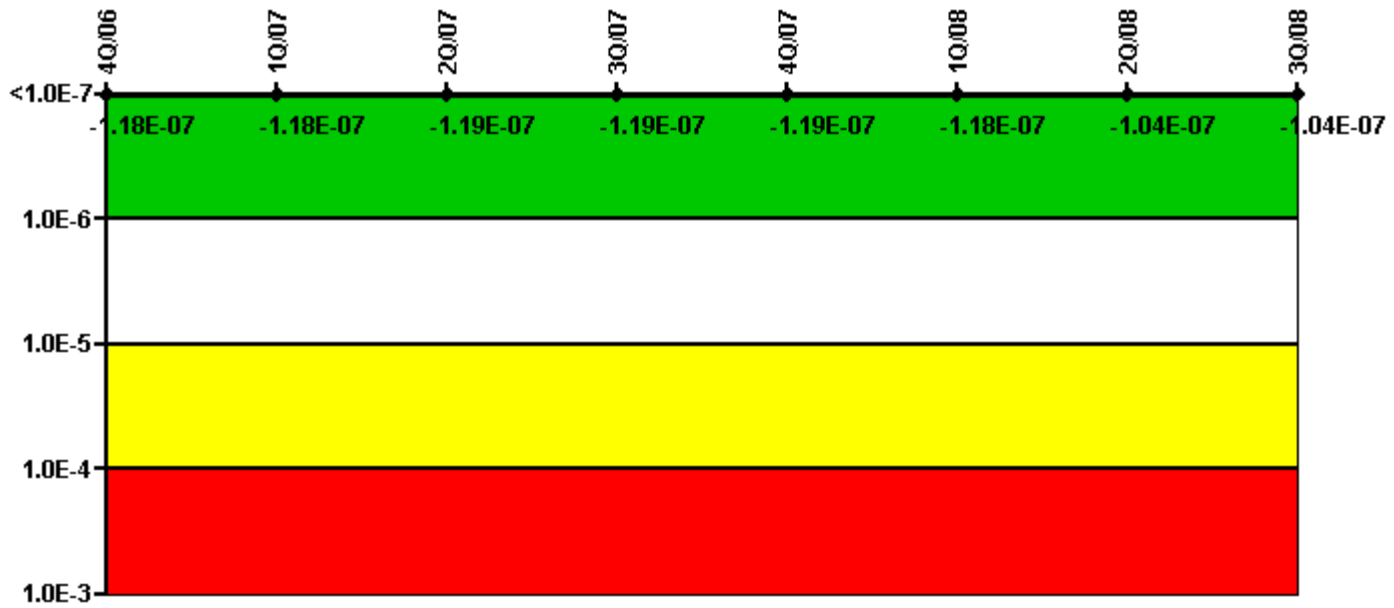
Thresholds: White > 1.00E-6 Yellow > 1.00E-5 Red > 1.00E-4

Notes

Mitigating Systems Performance Index, High Pressure Injection System	4Q/06	1Q/07	2Q/07	3Q/07	4Q/07	1Q/08	2Q/08	3Q/08
UAI (Δ CDF)	9.80E-08	1.00E-07	1.00E-07	1.10E-07	1.10E-07	1.70E-07	1.70E-07	1.70E-07
URI (Δ CDF)	-1.70E-07	-1.70E-07	-1.70E-07	-1.70E-07	-1.70E-07	-1.70E-07	-1.70E-07	-1.70E-07
PLE	NO	NO	NO	NO	NO	NO	NO	NO
Indicator value	-7.20E-08	-7.00E-08	-7.00E-08	-6.00E-08	-6.00E-08	0.00E+00	0.00E+00	0.00E+00

Licensee Comments: none

Mitigating Systems Performance Index, Heat Removal System



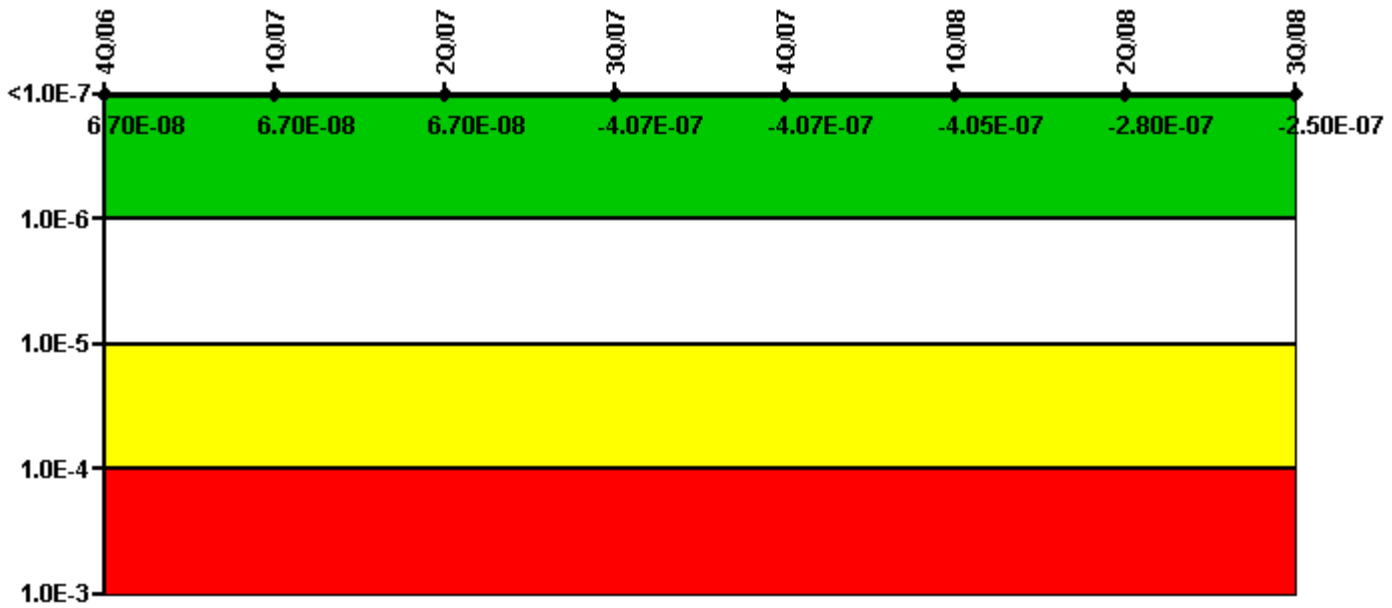
Thresholds: White > 1.00E-6 Yellow > 1.00E-5 Red > 1.00E-4

Notes

Mitigating Systems Performance Index, Heat Removal System	4Q/06	1Q/07	2Q/07	3Q/07	4Q/07	1Q/08	2Q/08	3Q/08
UAI (Δ CDF)	-2.20E-08	-2.20E-08	-2.30E-08	-2.30E-08	-2.30E-08	-2.30E-08	-2.20E-08	-2.20E-08
URI (Δ CDF)	-9.60E-08	-9.60E-08	-9.60E-08	-9.60E-08	-9.60E-08	-9.50E-08	-8.20E-08	-8.20E-08
PLE	NO	NO	NO	NO	NO	NO	NO	NO
Indicator value	-1.18E-07	-1.18E-07	-1.19E-07	-1.19E-07	-1.19E-07	-1.18E-07	-1.04E-07	-1.04E-07

Licensee Comments: none

Mitigating Systems Performance Index, Residual Heat Removal System



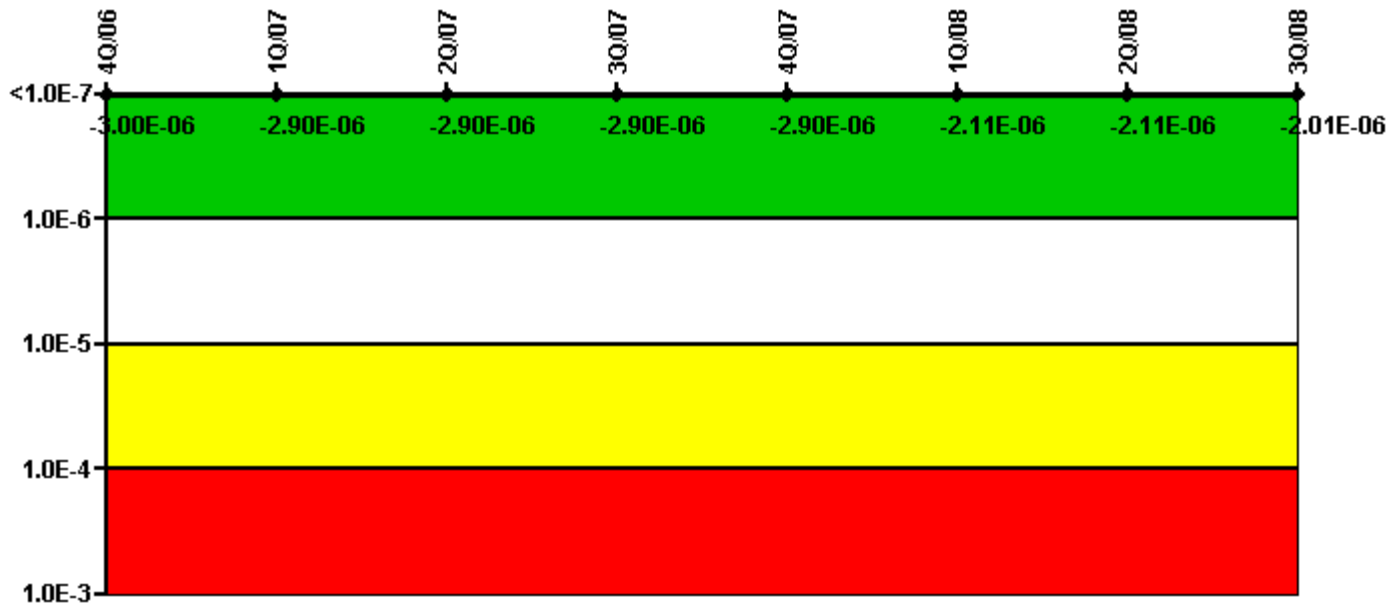
Thresholds: White > 1.00E-6 Yellow > 1.00E-5 Red > 1.00E-4

Notes

Mitigating Systems Performance Index, Residual Heat Removal System	4Q/06	1Q/07	2Q/07	3Q/07	4Q/07	1Q/08	2Q/08	3Q/08
UAI (Δ CDF)	-2.80E-08	-2.80E-08	-2.80E-08	-4.70E-08	-4.70E-08	-4.50E-08	8.00E-08	1.10E-07
URI (Δ CDF)	9.50E-08	9.50E-08	9.50E-08	-3.60E-07	-3.60E-07	-3.60E-07	-3.60E-07	-3.60E-07
PLE	NO	NO	NO	NO	NO	NO	NO	NO
Indicator value	6.70E-08	6.70E-08	6.70E-08	-4.07E-07	-4.07E-07	-4.05E-07	-2.80E-07	-2.50E-07

Licensee Comments: none

Mitigating Systems Performance Index, Cooling Water Systems



Thresholds: White > 1.00E-6 Yellow > 1.00E-5 Red > 1.00E-4


Notes

Mitigating Systems Performance Index, Cooling Water Systems	4Q/06	1Q/07	2Q/07	3Q/07	4Q/07	1Q/08	2Q/08	3Q/08
UAI (ΔCDF)	-2.80E-06	-2.70E-06	-2.70E-06	-2.70E-06	-2.70E-06	-2.70E-06	-2.70E-06	-2.60E-06
URI (ΔCDF)	-2.00E-07	-2.00E-07	-2.00E-07	-2.00E-07	-2.00E-07	5.90E-07	5.90E-07	5.90E-07
PLE	NO	NO	NO	NO	NO	NO	NO	NO
Indicator value	-3.00E-06	-2.90E-06	-2.90E-06	-2.90E-06	-2.90E-06	-2.11E-06	-2.11E-06	-2.01E-06

Licensee Comments:

3Q/08: Changed PRA Parameter(s). Adjusted planned unavailability baselines for non-routine planned maintenance on ERCW pumps.

Reactor Coolant System Activity



Thresholds: White > 50.0 Yellow > 100.0


Notes

Reactor Coolant System Activity	10/06	11/06	12/06	1/07	2/07	3/07	4/07	5/07	6/07	7/07	8/07	9/07
Maximum activity	0.000611	0.000917	N/A	0.000354	0.000396	0.000413	0.000401	0.000465	0.000379	0.000382	0.000387	0.000392
Technical specification limit	0.4	0.4	0.4	0.4	0.4	0.4	0.4	0.4	0.4	0.4	0.4	0.4
Indicator value	0.2	0.3	N/A	0.1	0.1	0.1	0.1	0.1	0.1	0.1	0.1	0.1

Reactor Coolant System Activity	10/07	11/07	12/07	1/08	2/08	3/08	4/08	5/08	6/08	7/08	8/08	9/08
Maximum activity	0.000414	0.000403	0.000426	0.000418	0.000436	0.000601	0.000598	0.000462	0.000316	0.000313	0.000383	0.000309
Technical specification limit	0.4	0.4	0.4	0.4	0.4	0.4	0.4	0.4	0.4	0.4	0.4	0.4
Indicator value	0.1	0.1	0.1	0.1	0.1	0.2	0.2	0.1	0.1	0.1	0.1	0.1

Licensee Comments: none

Reactor Coolant System Leakage



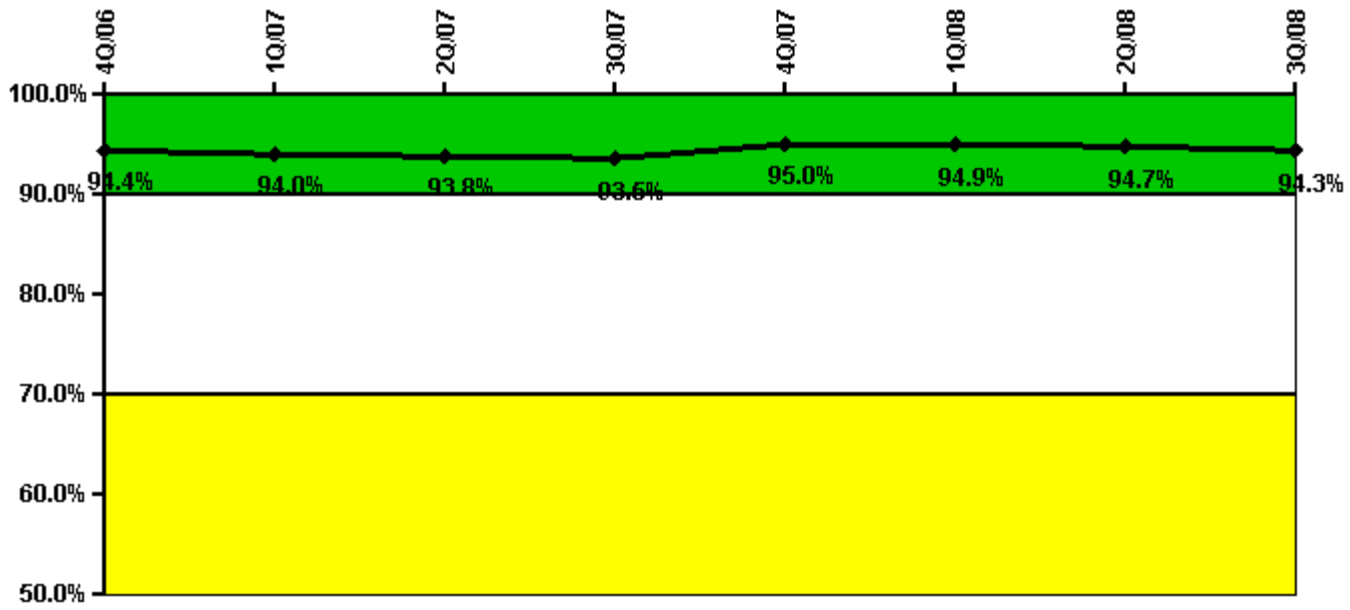
Thresholds: White > 50.0 Yellow > 100.0

Notes

Reactor Coolant System Leakage	10/06	11/06	12/06	1/07	2/07	3/07	4/07	5/07	6/07	7/07	8/07	9/07
Maximum leakage	0.030	0.030	0.020	0.030	0.020	0.020	0.020	0.030	0.030	0.020	0.030	0.030
Technical specification limit	10.0	10.0	10.0	10.0	10.0	10.0	10.0	10.0	10.0	10.0	10.0	10.0
Indicator value	0.3	0.3	0.2	0.3	0.2	0.2	0.2	0.3	0.3	0.2	0.3	0.3
Reactor Coolant System Leakage	10/07	11/07	12/07	1/08	2/08	3/08	4/08	5/08	6/08	7/08	8/08	9/08
Maximum leakage	0.020	0.020	0.030	0.020	0.030	0.020	0.030	0.050	0.050	0.070	0.060	0.060
Technical specification limit	10.0	10.0	10.0	10.0	10.0	10.0	10.0	10.0	10.0	10.0	10.0	10.0
Indicator value	0.2	0.2	0.3	0.2	0.3	0.2	0.3	0.5	0.5	0.7	0.6	0.6

Licensee Comments: none

Drill/Exercise Performance



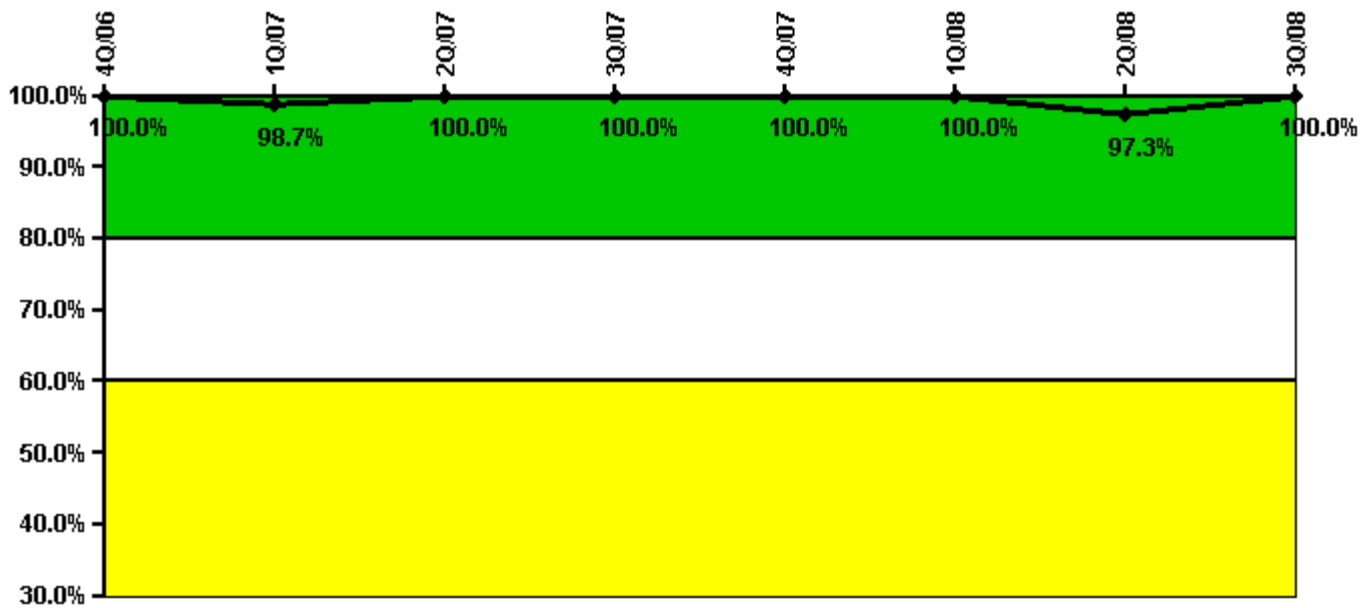
Thresholds: White < 90.0% Yellow < 70.0%

Notes

Drill/Exercise Performance	4Q/06	1Q/07	2Q/07	3Q/07	4Q/07	1Q/08	2Q/08	3Q/08
Successful opportunities	44.0	0	24.0	10.0	30.0	4.0	11.0	42.0
Total opportunities	48.0	0	26.0	10.0	32.0	4.0	12.0	43.0
Indicator value	94.4%	94.0%	93.8%	93.5%	95.0%	94.9%	94.7%	94.3%

Licensee Comments: none

ERO Drill Participation



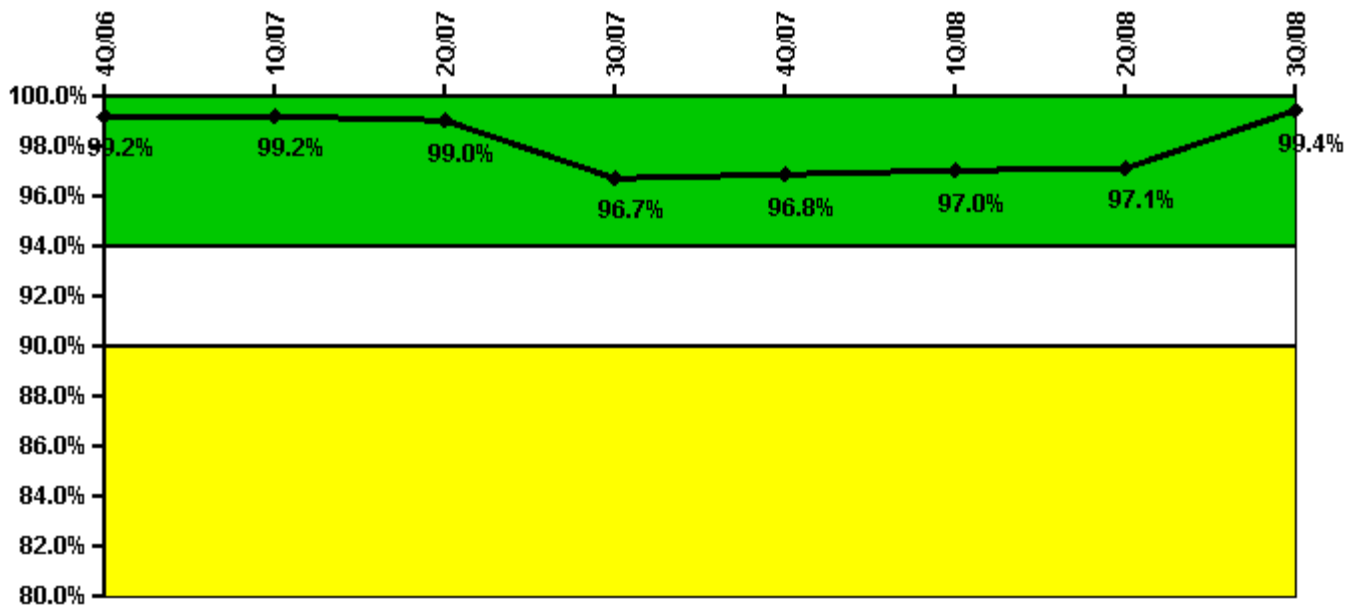
Thresholds: White < 80.0% Yellow < 60.0%

Notes

ERO Drill Participation	4Q/06	1Q/07	2Q/07	3Q/07	4Q/07	1Q/08	2Q/08	3Q/08
Participating Key personnel	81.0	75.0	82.0	93.0	88.0	83.0	73.0	87.0
Total Key personnel	81.0	76.0	82.0	93.0	88.0	83.0	75.0	87.0
Indicator value	100.0%	98.7%	100.0%	100.0%	100.0%	100.0%	97.3%	100.0%

Licensee Comments: none

Alert & Notification System



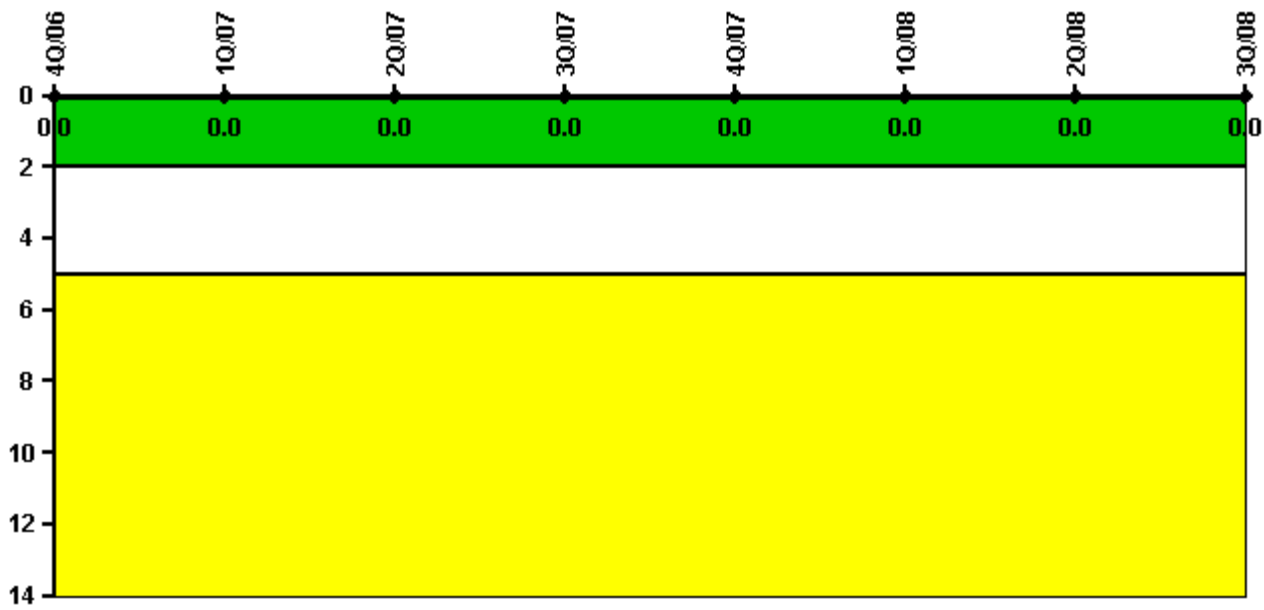
Thresholds: White < 94.0% Yellow < 90.0%

Notes

Alert & Notification System	4Q/06	1Q/07	2Q/07	3Q/07	4Q/07	1Q/08	2Q/08	3Q/08
Successful siren-tests	855	750	854	779	964	754	753	751
Total sirens-tests	864	756	864	864	972	756	756	756
Indicator value	99.2%	99.2%	99.0%	96.7%	96.8%	97.0%	97.1%	99.4%

Licensee Comments: none

Occupational Exposure Control Effectiveness



Thresholds: White > 2.0 Yellow > 5.0

Notes

Occupational Exposure Control Effectiveness	4Q/06	1Q/07	2Q/07	3Q/07	4Q/07	1Q/08	2Q/08	3Q/08
High radiation area occurrences	0	0	0	0	0	0	0	0
Very high radiation area occurrences	0	0	0	0	0	0	0	0
Unintended exposure occurrences	0	0	0	0	0	0	0	0
Indicator value	0	0	0	0	0	0	0	0

Licensee Comments: none

RETS/ODCM Radiological Effluent



Thresholds: White > 1.0 Yellow > 3.0

Notes

RETS/ODCM Radiological Effluent	4Q/06	1Q/07	2Q/07	3Q/07	4Q/07	1Q/08	2Q/08	3Q/08
RETS/ODCM occurrences	0	0	0	0	0	0	0	0
Indicator value	0	0	0	0	0	0	0	0

Licensee Comments: none

Security information not publicly available.