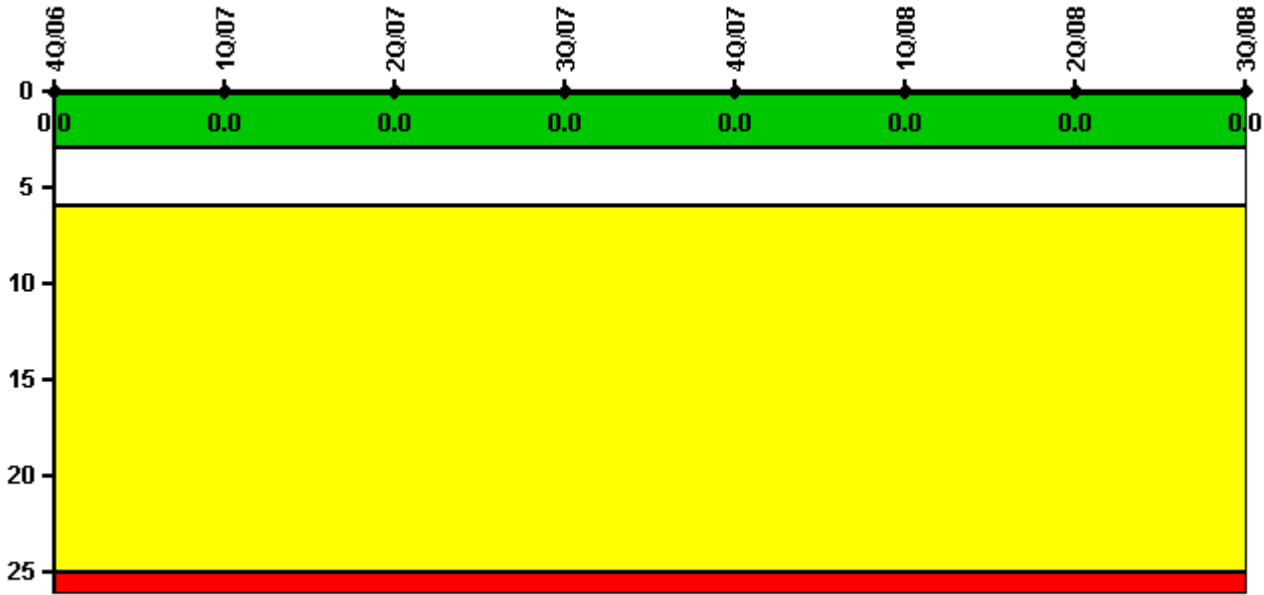


# Point Beach 2

## 3Q/2008 Performance Indicators

Licensee's General Comments: none

### Unplanned Scrams per 7000 Critical Hrs



Thresholds: White > 3.0 Yellow > 6.0 Red > 25.0

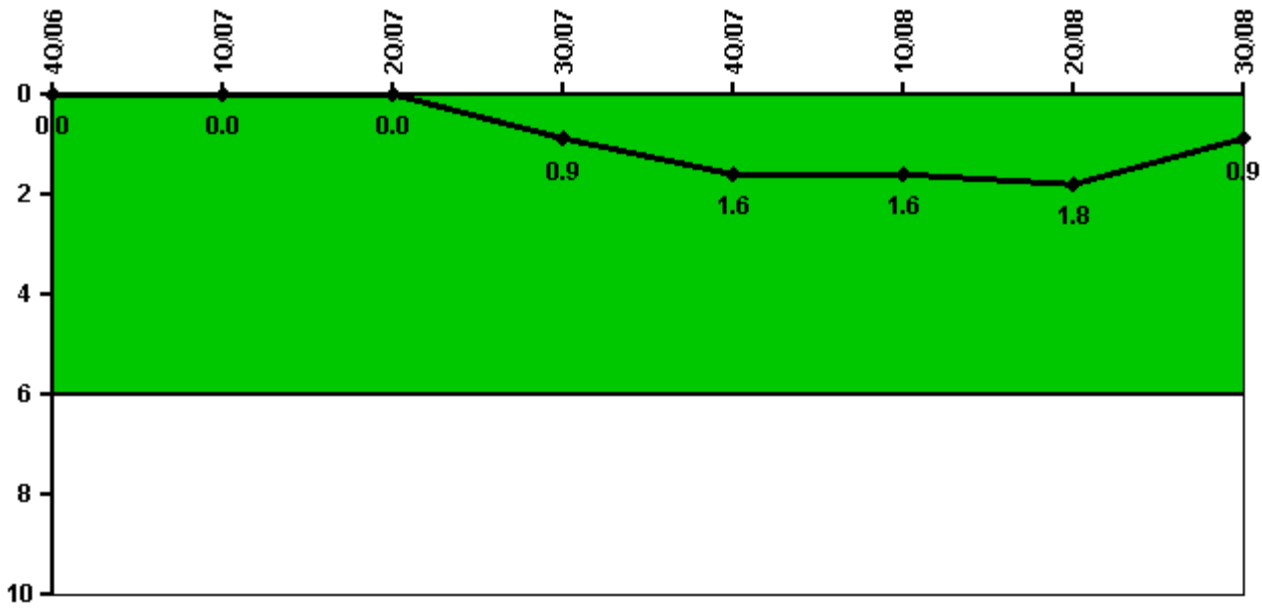
### Notes

Unplanned Scrams per 7000 Critical Hrs	4Q/06	1Q/07	2Q/07	3Q/07	4Q/07	1Q/08	2Q/08	3Q/08
Unplanned scrams	0	0	0	0	0	0	0	0
Critical hours	1445.2	2159.0	2184.0	2208.0	2209.0	2183.0	1383.2	2208.0
Indicator value	0	0	0	0	0	0	0	0

Licensee Comments: none

---

## Unplanned Power Changes per 7000 Critical Hrs



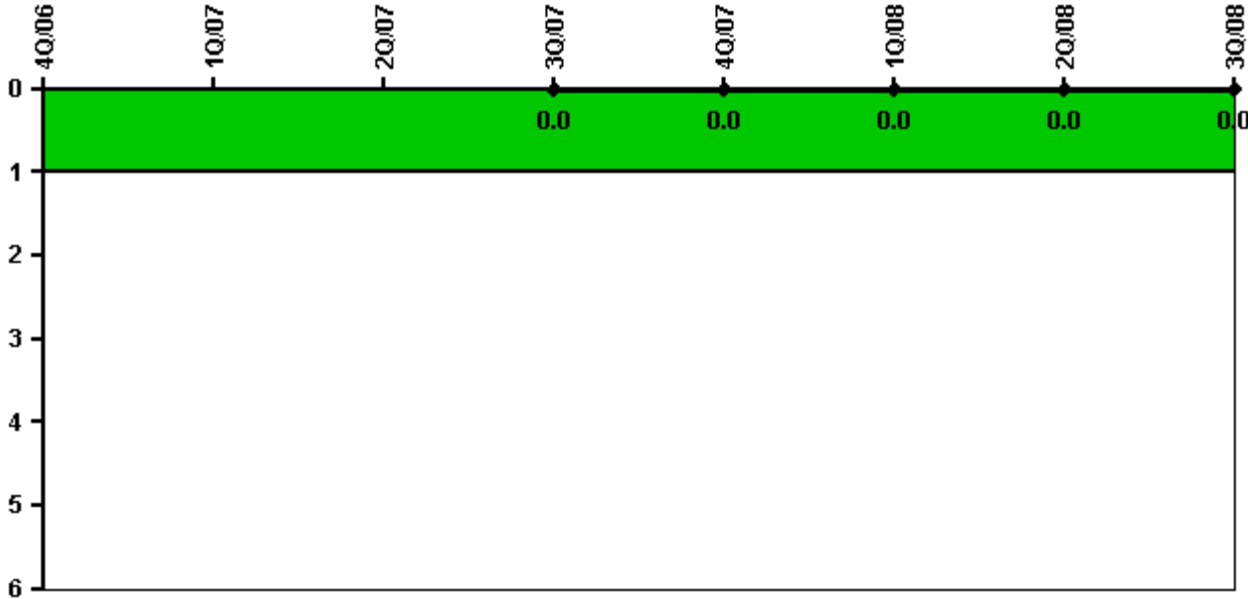
Thresholds: White > 6.0

### Notes

Unplanned Power Changes per 7000 Critical Hrs	4Q/06	1Q/07	2Q/07	3Q/07	4Q/07	1Q/08	2Q/08	3Q/08
Unplanned power changes	0	0	0	1.0	1.0	0	0	0
Critical hours	1445.2	2159.0	2184.0	2208.0	2209.0	2183.0	1383.2	2208.0
Indicator value	0	0	0	0.9	1.6	1.6	1.8	0.9

Licensee Comments: none

# Unplanned Scrams with Complications



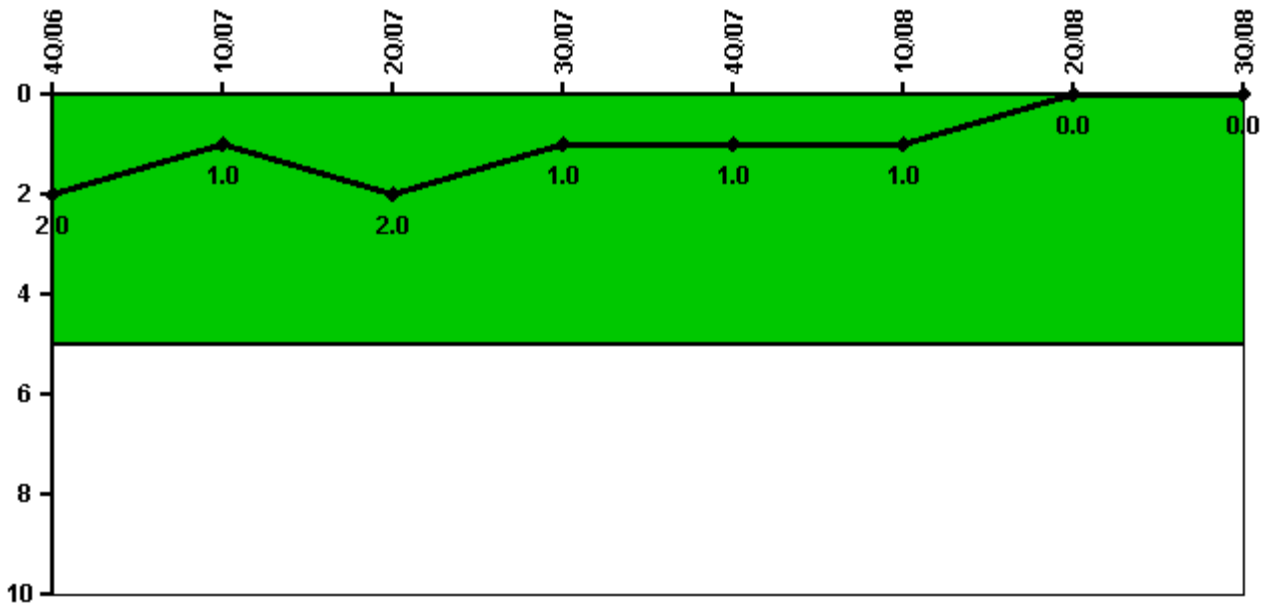
Thresholds: White > 1.0

**Notes**

Unplanned Scrams with Complications	4Q/06	1Q/07	2Q/07	3Q/07	4Q/07	1Q/08	2Q/08	3Q/08
Scrams with complications	0	0	0	0	0	0	0	0
Indicator value				0.0	0.0	0.0	0.0	0.0

Licensee Comments: none

## Safety System Functional Failures (PWR)



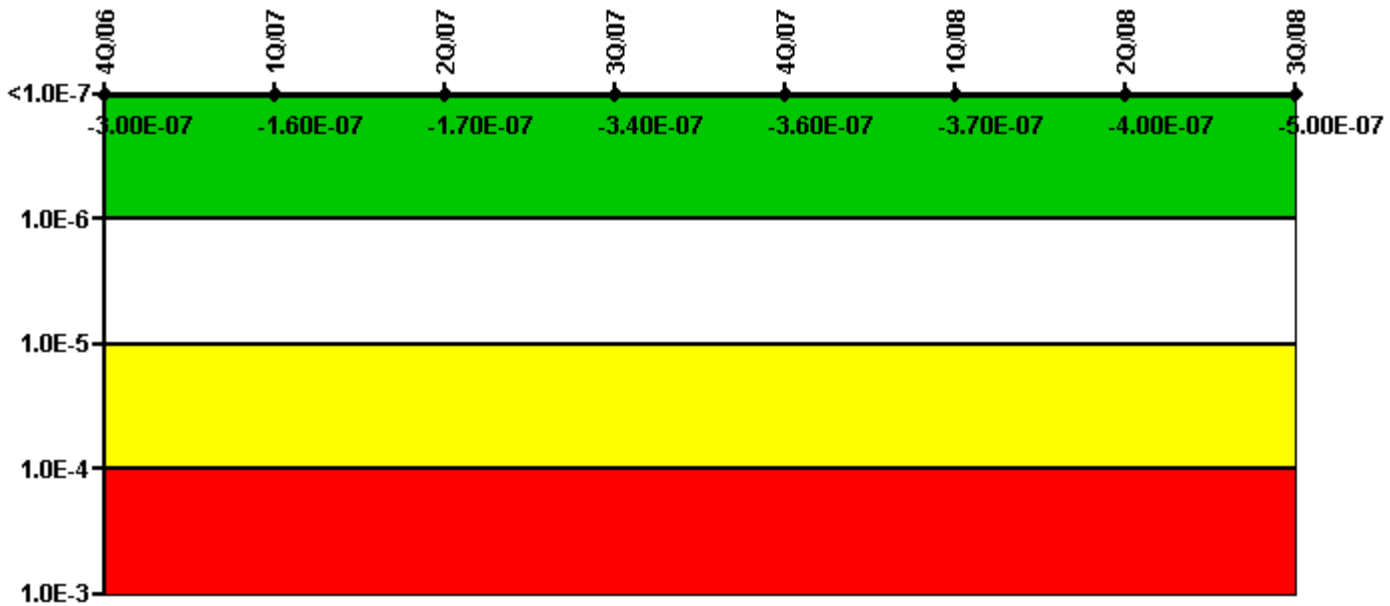
Thresholds: White > 5.0

### Notes

Safety System Functional Failures (PWR)	4Q/06	1Q/07	2Q/07	3Q/07	4Q/07	1Q/08	2Q/08	3Q/08
Safety System Functional Failures	0	0	1	0	0	0	0	0
Indicator value	2	1	2	1	1	1	0	0

Licensee Comments: none

# Mitigating Systems Performance Index, Emergency AC Power System



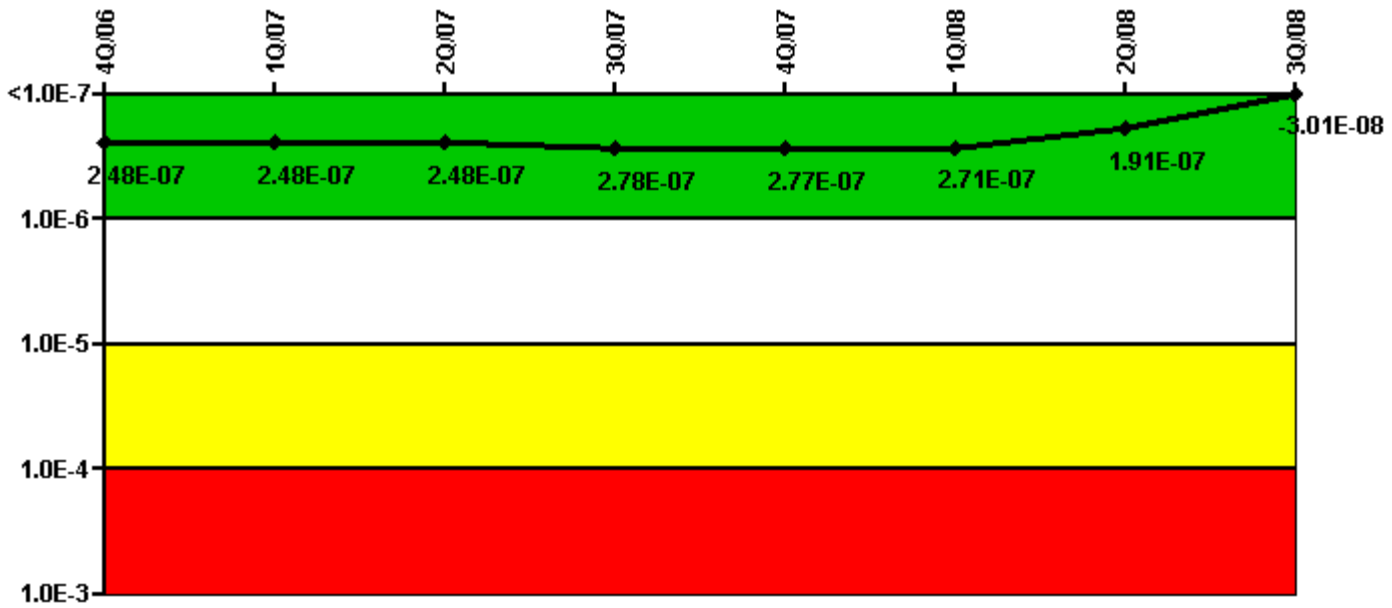
Thresholds: White > 1.00E-6 Yellow > 1.00E-5 Red > 1.00E-4

## Notes

Mitigating Systems Performance Index, Emergency AC Power System	4Q/06	1Q/07	2Q/07	3Q/07	4Q/07	1Q/08	2Q/08	3Q/08
UAI (ΔCDF)	5.80E-07	7.20E-07	7.10E-07	5.40E-07	5.20E-07	5.40E-07	1.30E-06	1.20E-06
URI (ΔCDF)	-8.80E-07	-8.80E-07	-8.80E-07	-8.80E-07	-8.80E-07	-9.10E-07	-1.70E-06	-1.70E-06
PLE	NO	NO	NO	NO	NO	NO	NO	NO
Indicator value	-3.00E-07	-1.60E-07	-1.70E-07	-3.40E-07	-3.60E-07	-3.70E-07	-4.00E-07	-5.00E-07

Licensee Comments: none

# Mitigating Systems Performance Index, High Pressure Injection System



Thresholds: White > 1.00E-6 Yellow > 1.00E-5 Red > 1.00E-4

## Notes

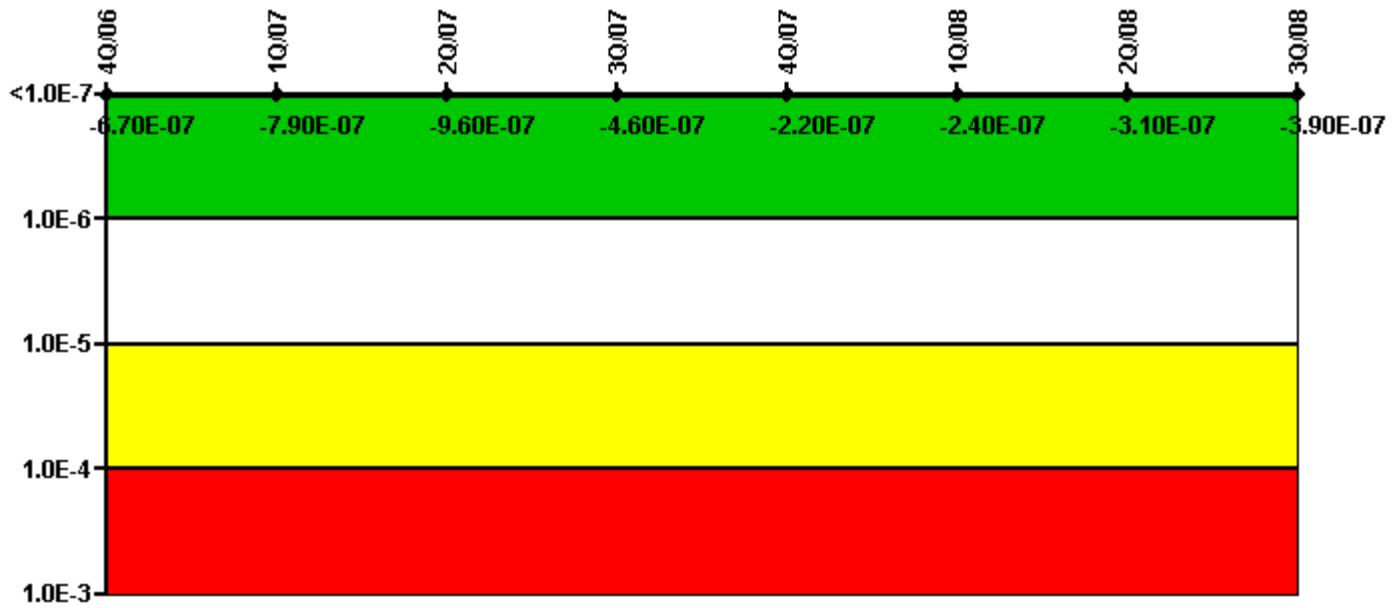
Mitigating Systems Performance Index, High Pressure Injection System	4Q/06	1Q/07	2Q/07	3Q/07	4Q/07	1Q/08	2Q/08	3Q/08
UAI ( $\Delta$ CDF)	-1.90E-09	-1.90E-09	-1.90E-09	2.80E-08	2.70E-08	2.10E-08	9.70E-10	-3.10E-09
URI ( $\Delta$ CDF)	2.50E-07	2.50E-07	2.50E-07	2.50E-07	2.50E-07	2.50E-07	1.90E-07	-2.70E-08
PLE	NO	NO	NO	NO	NO	NO	NO	NO
Indicator value	2.48E-07	2.48E-07	2.48E-07	2.78E-07	2.77E-07	2.71E-07	1.91E-07	-3.01E-08

Licensee Comments:

3Q/08: Changed PRA Parameter(s). Temporary change to Baseline UA made for 1Q05 was removed for 2Q08. This caused no change in color for 2Q08. (AR1135657)

2Q/08: Changed PRA Parameter(s). Changed PRA Parameter(s).

# Mitigating Systems Performance Index, Heat Removal System



Thresholds: White > 1.00E-6 Yellow > 1.00E-5 Red > 1.00E-4


## Notes

Mitigating Systems Performance Index, Heat Removal System	4Q/06	1Q/07	2Q/07	3Q/07	4Q/07	1Q/08	2Q/08	3Q/08
UAI ( $\Delta$ CDF)	4.30E-07	3.10E-07	1.40E-07	6.40E-07	8.80E-07	8.60E-07	4.40E-07	3.50E-07
URI ( $\Delta$ CDF)	-1.10E-06	-1.10E-06	-1.10E-06	-1.10E-06	-1.10E-06	-1.10E-06	-7.50E-07	-7.40E-07
PLE	NO	NO	NO	NO	NO	NO	NO	NO
Indicator value	-6.70E-07	-7.90E-07	-9.60E-07	-4.60E-07	-2.20E-07	-2.40E-07	-3.10E-07	-3.90E-07

Licensee Comments:

3Q/08: Changed PRA Parameter(s). Modification to motor driven pumps was deferred. Temporary change made to baseline UA for 3Q08 was removed. (AR1135651)

# Mitigating Systems Performance Index, Residual Heat Removal System



Thresholds: White > 1.00E-6 Yellow > 1.00E-5 Red > 1.00E-4

## Notes

Mitigating Systems Performance Index, Residual Heat Removal System	4Q/06	1Q/07	2Q/07	3Q/07	4Q/07	1Q/08	2Q/08	3Q/08
UAI ( $\Delta$ CDF)	3.60E-08	2.60E-09	2.60E-08	9.60E-08	1.00E-07	8.20E-08	6.90E-08	6.60E-08
URI ( $\Delta$ CDF)	-5.20E-08	-5.20E-08	-5.20E-08	-4.70E-08	-4.70E-08	-4.70E-08	-3.90E-08	-3.90E-08
PLE	NO	NO	NO	NO	NO	NO	NO	NO
Indicator value	-1.60E-08	-4.94E-08	-2.60E-08	4.90E-08	5.30E-08	3.50E-08	3.00E-08	2.70E-08

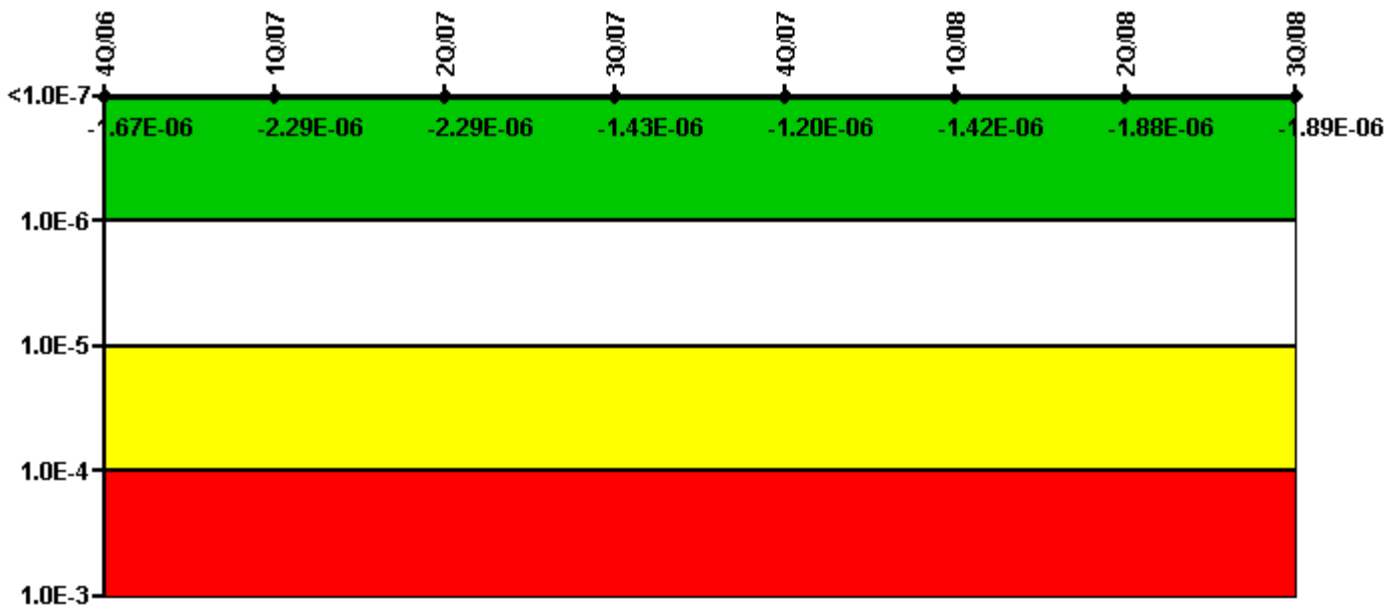
Licensee Comments:

3Q/08: Changed PRA Parameter(s). Temporary change to Baseline UA made for 1Q05 was removed for 2Q08. This caused no change in color for 2Q08. (AR1135657)

2Q/08: Changed PRA Parameter(s). Changed PRA Parameter(s).



# Mitigating Systems Performance Index, Cooling Water Systems



Thresholds: White > 1.00E-6 Yellow > 1.00E-5 Red > 1.00E-4

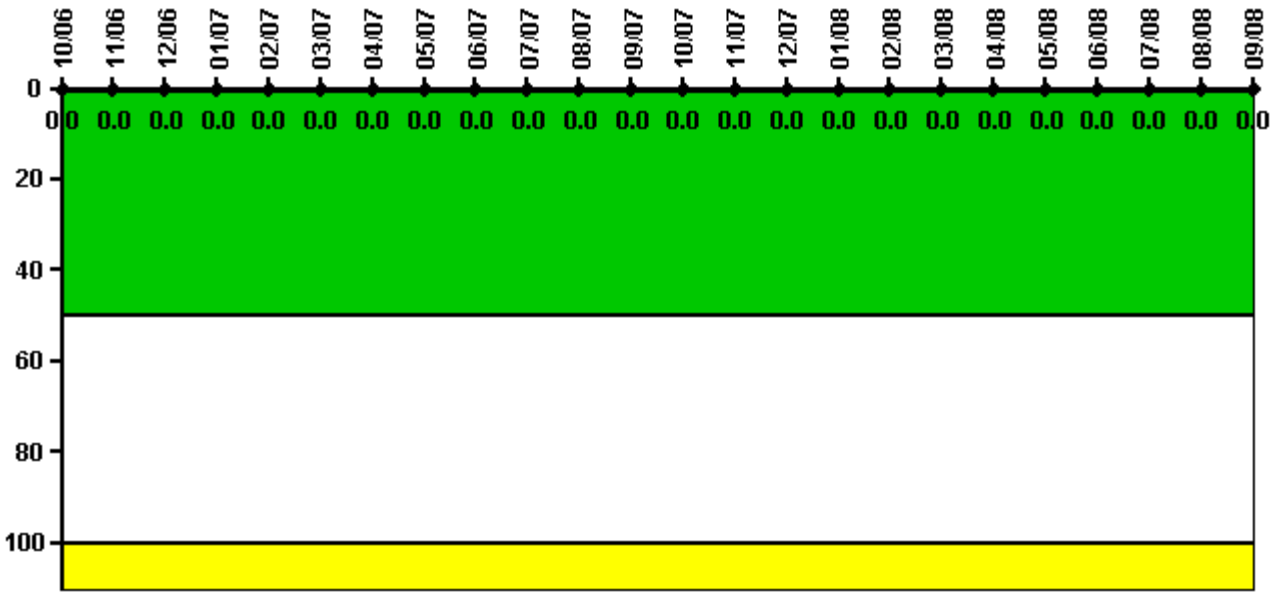
## Notes

Mitigating Systems Performance Index, Cooling Water Systems	4Q/06	1Q/07	2Q/07	3Q/07	4Q/07	1Q/08	2Q/08	3Q/08
UAI ( $\Delta$ CDF)	3.30E-07	-2.90E-07	-2.90E-07	-3.30E-07	-9.90E-08	-3.20E-07	-7.80E-07	-7.90E-07
URI ( $\Delta$ CDF)	-2.00E-06	-2.00E-06	-2.00E-06	-1.10E-06	-1.10E-06	-1.10E-06	-1.10E-06	-1.10E-06
PLE	NO	NO	NO	NO	NO	NO	NO	NO
Indicator value	-1.67E-06	-2.29E-06	-2.29E-06	-1.43E-06	-1.20E-06	-1.42E-06	-1.88E-06	-1.89E-06

Licensee Comments:

3Q/08: P-032B discharge head to sole plate loose bolting condition discovered 9/26/2008 is pending evaluation. AR1137089

## Reactor Coolant System Activity



Thresholds: White > 50.0 Yellow > 100.0

### Notes

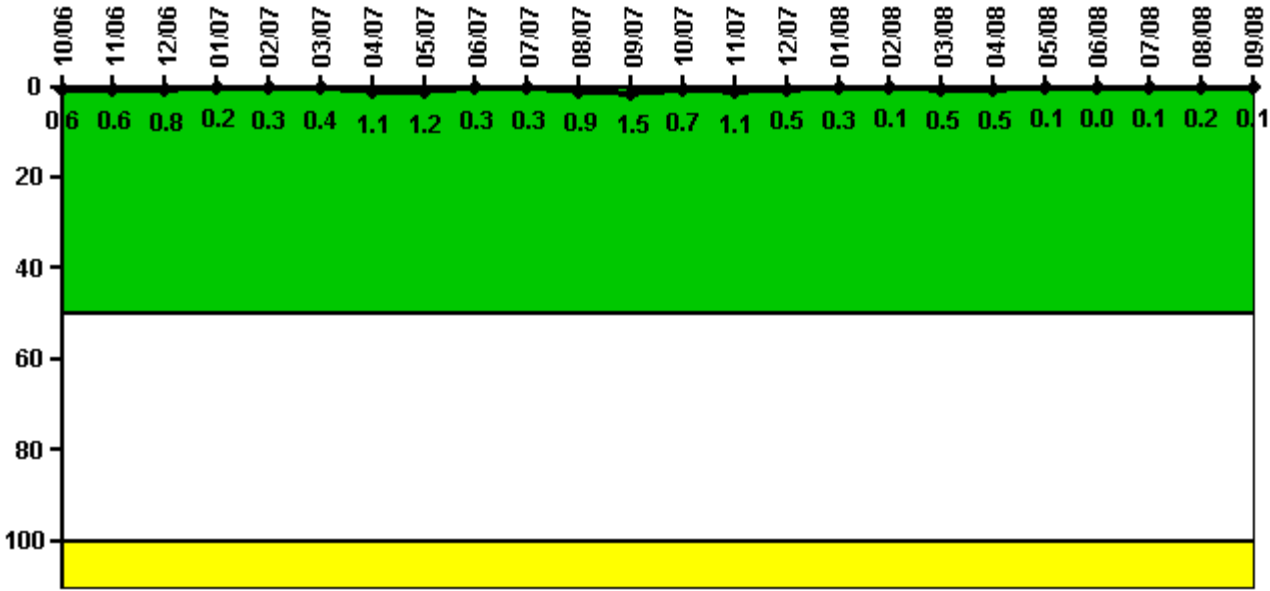
Reactor Coolant System Activity	10/06	11/06	12/06	1/07	2/07	3/07	4/07	5/07	6/07	7/07	8/07	9/07
Maximum activity	0.000342	0.000199	0.000204	0.000212	0.000216	0.000232	0.000246	0.000256	0.000291	0.000304	0.000289	0.000289
Technical specification limit	0.8	0.8	0.8	0.8	0.8	0.8	0.8	0.8	0.8	0.8	0.8	0.8
Indicator value	0	0	0	0	0	0	0	0	0	0	0	0

Reactor Coolant System Activity	10/07	11/07	12/07	1/08	2/08	3/08	4/08	5/08	6/08	7/08	8/08	9/08
Maximum activity	0.000366	0.000303	0.000306	0.000327	0.000393	0.000344	0.000344	0.000178	0.000181	0.000194	0.000200	0.000212
Technical specification limit	0.8	0.8	0.8	0.8	0.8	0.8	0.8	0.8	0.8	0.8	0.8	0.8
Indicator value	0	0	0	0	0	0	0	0	0	0	0	0

Licensee Comments: none

## Reactor Coolant System Leakage



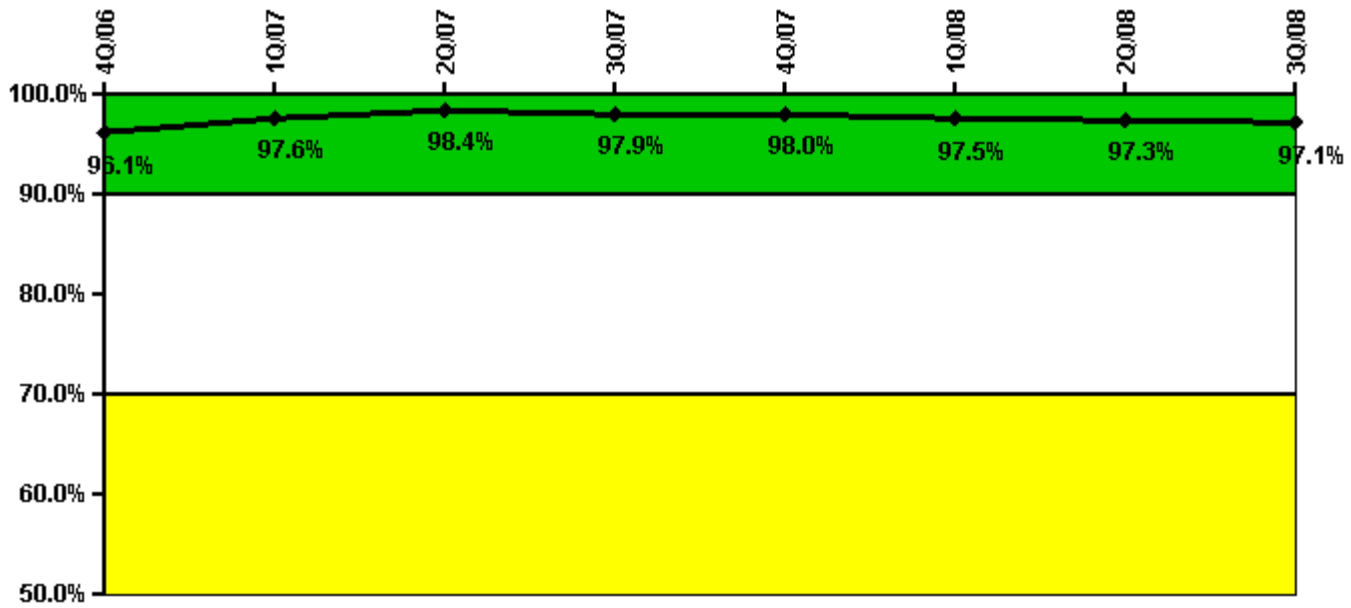
Thresholds: White > 50.0 Yellow > 100.0

### Notes

Reactor Coolant System Leakage	10/06	11/06	12/06	1/07	2/07	3/07	4/07	5/07	6/07	7/07	8/07	9/07
Maximum leakage	0.060	0.060	0.080	0.020	0.028	0.044	0.110	0.120	0.030	0.030	0.090	0.150
Technical specification limit	10.0	10.0	10.0	10.0	10.0	10.0	10.0	10.0	10.0	10.0	10.0	10.0
Indicator value	0.6	0.6	0.8	0.2	0.3	0.4	1.1	1.2	0.3	0.3	0.9	1.5
Reactor Coolant System Leakage	10/07	11/07	12/07	1/08	2/08	3/08	4/08	5/08	6/08	7/08	8/08	9/08
Maximum leakage	0.070	0.110	0.050	0.030	0.010	0.050	0.050	0.010	0.004	0.010	0.020	0.010
Technical specification limit	10.0	10.0	10.0	10.0	10.0	10.0	10.0	10.0	10.0	10.0	10.0	10.0
Indicator value	0.7	1.1	0.5	0.3	0.1	0.5	0.5	0.1	0	0.1	0.2	0.1

Licensee Comments: none

## Drill/Exercise Performance



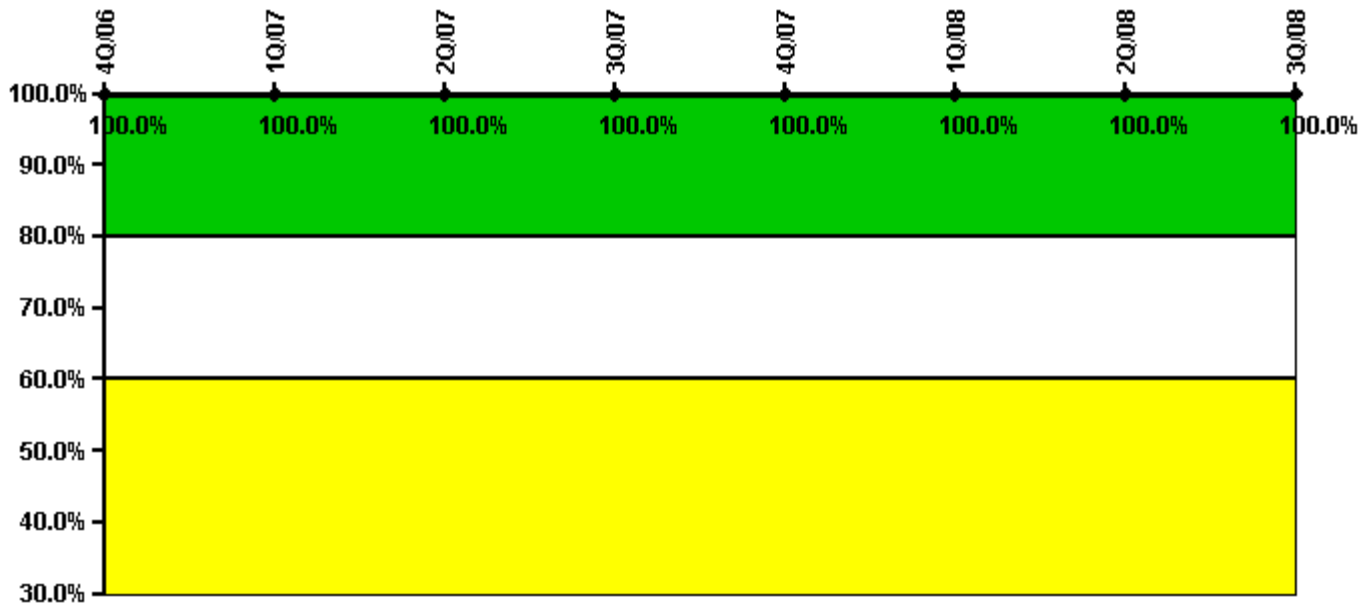
Thresholds: White < 90.0% Yellow < 70.0%

### Notes

Drill/Exercise Performance	4Q/06	1Q/07	2Q/07	3Q/07	4Q/07	1Q/08	2Q/08	3Q/08
Successful opportunities	24.0	49.0	22.0	33.0	3.0	23.0	24.0	20.0
Total opportunities	24.0	50.0	22.0	36.0	3.0	24.0	24.0	21.0
Indicator value	96.1%	97.6%	98.4%	97.9%	98.0%	97.5%	97.3%	97.1%

Licensee Comments: none

## ERO Drill Participation



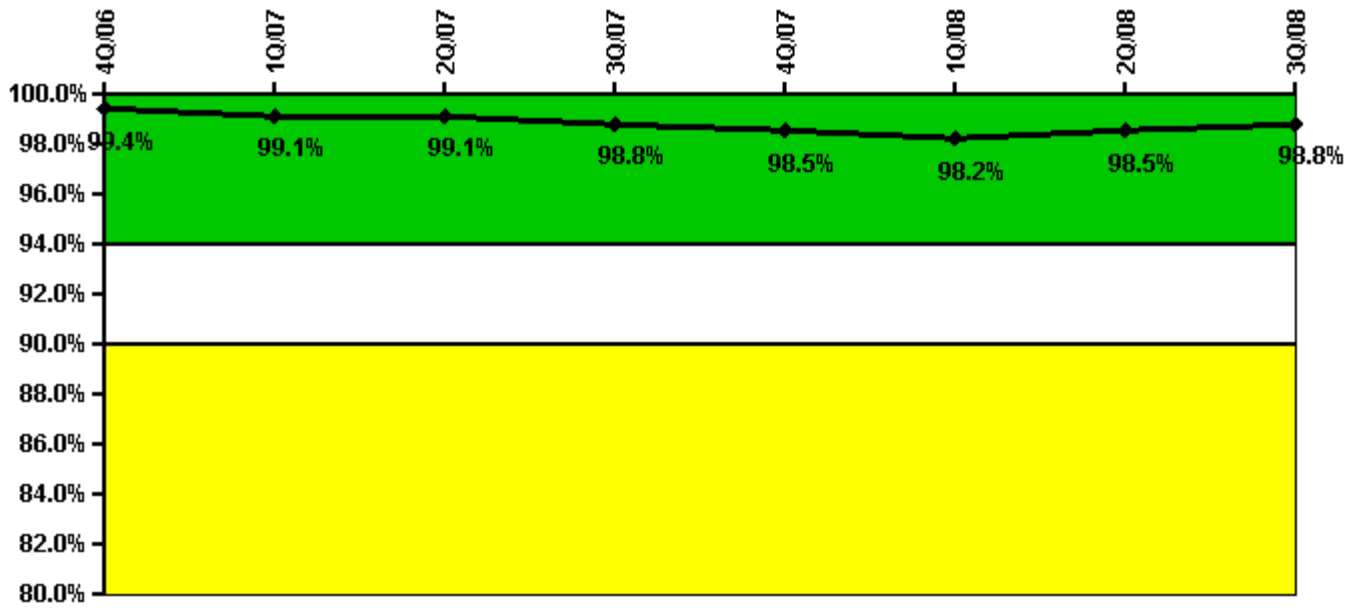
**Thresholds:** White < 80.0% Yellow < 60.0%

### Notes

ERO Drill Participation	4Q/06	1Q/07	2Q/07	3Q/07	4Q/07	1Q/08	2Q/08	3Q/08
Participating Key personnel	63.0	58.0	57.0	58.0	59.0	56.0	56.0	57.0
Total Key personnel	63.0	58.0	57.0	58.0	59.0	56.0	56.0	57.0
Indicator value	100.0%	100.0%	100.0%	100.0%	100.0%	100.0%	100.0%	100.0%

Licensee Comments: none

## Alert & Notification System



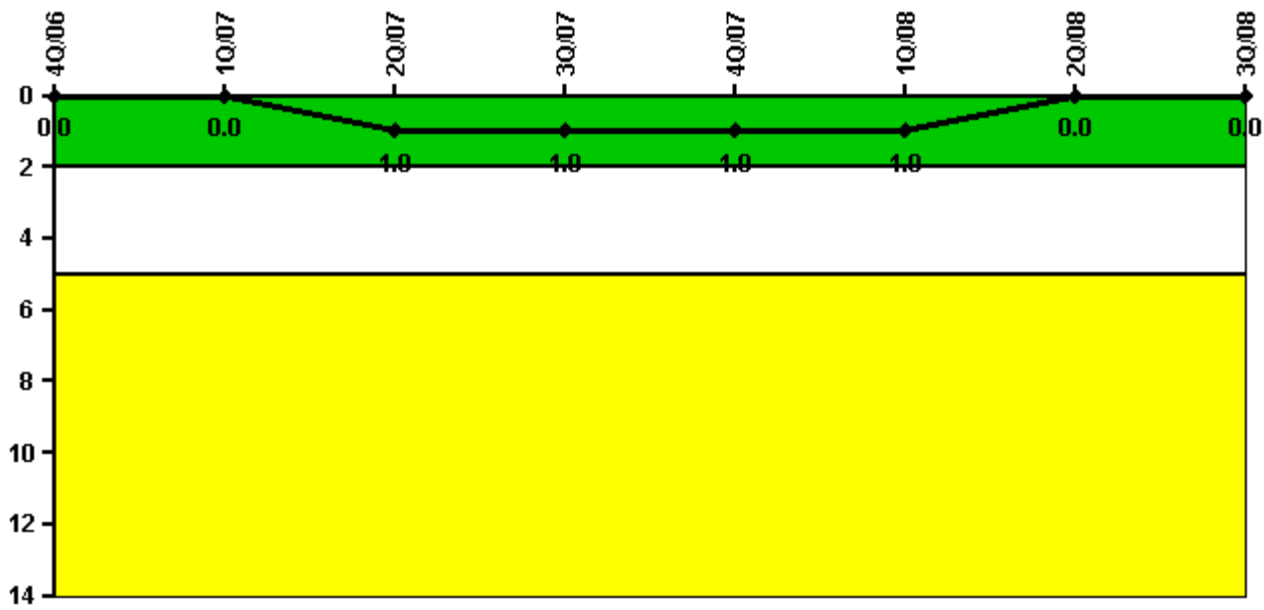
**Thresholds:** White < 94.0% Yellow < 90.0%

### Notes

Alert & Notification System	4Q/06	1Q/07	2Q/07	3Q/07	4Q/07	1Q/08	2Q/08	3Q/08
Successful siren-tests	83	83	83	83	82	82	84	84
Total sirens-tests	84	84	84	84	84	84	84	84
Indicator value	99.4%	99.1%	99.1%	98.8%	98.5%	98.2%	98.5%	98.8%

Licensee Comments: none

## Occupational Exposure Control Effectiveness



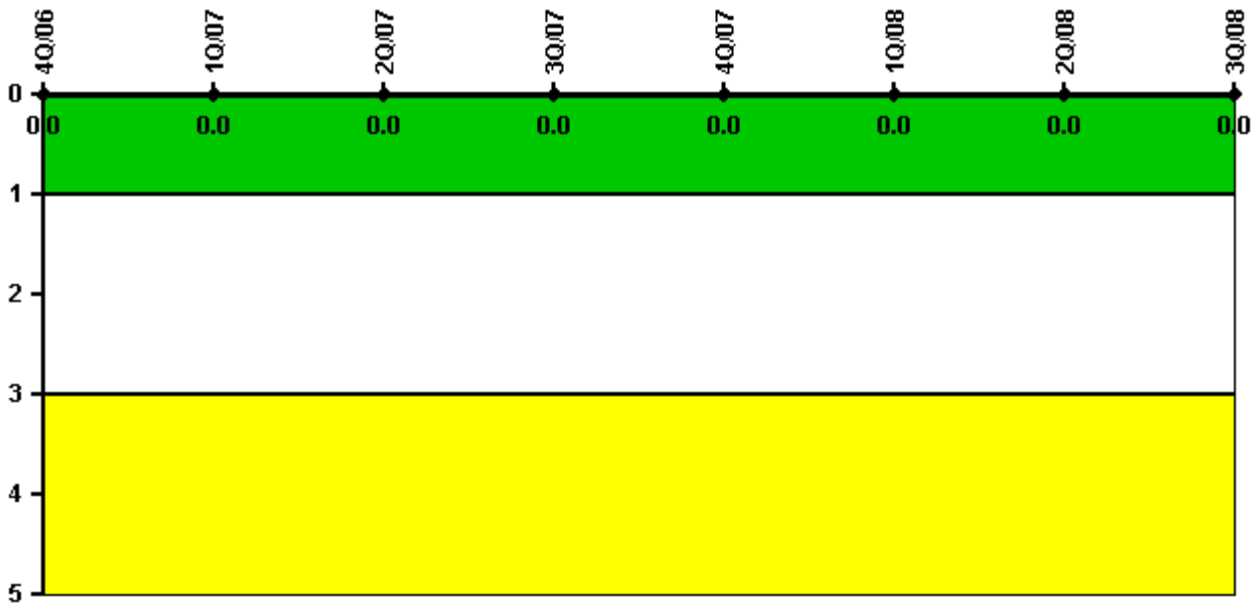
Thresholds: White > 2.0 Yellow > 5.0

### Notes

Occupational Exposure Control Effectiveness	4Q/06	1Q/07	2Q/07	3Q/07	4Q/07	1Q/08	2Q/08	3Q/08
High radiation area occurrences	0	0	1	0	0	0	0	0
Very high radiation area occurrences	0	0	0	0	0	0	0	0
Unintended exposure occurrences	0	0	0	0	0	0	0	0
<b>Indicator value</b>	<b>0</b>	<b>0</b>	<b>1</b>	<b>1</b>	<b>1</b>	<b>1</b>	<b>0</b>	<b>0</b>

Licensee Comments: none

## RETS/ODCM Radiological Effluent



Thresholds: White > 1.0 Yellow > 3.0

### Notes

RETS/ODCM Radiological Effluent	4Q/06	1Q/07	2Q/07	3Q/07	4Q/07	1Q/08	2Q/08	3Q/08
RETS/ODCM occurrences	0	0	0	0	0	0	0	0
Indicator value	0	0	0	0	0	0	0	0

Licensee Comments: none

[Security](#) information not publicly available.