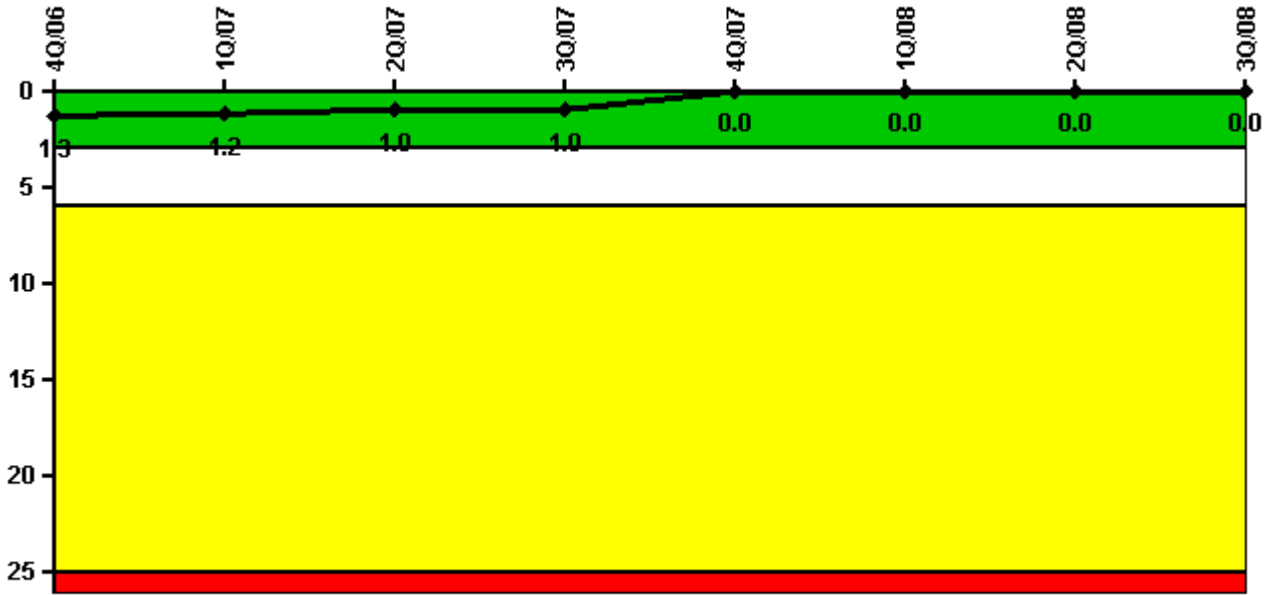


# Palo Verde 1

## 3Q/2008 Performance Indicators

Licensee's General Comments: none

### Unplanned Scrams per 7000 Critical Hrs



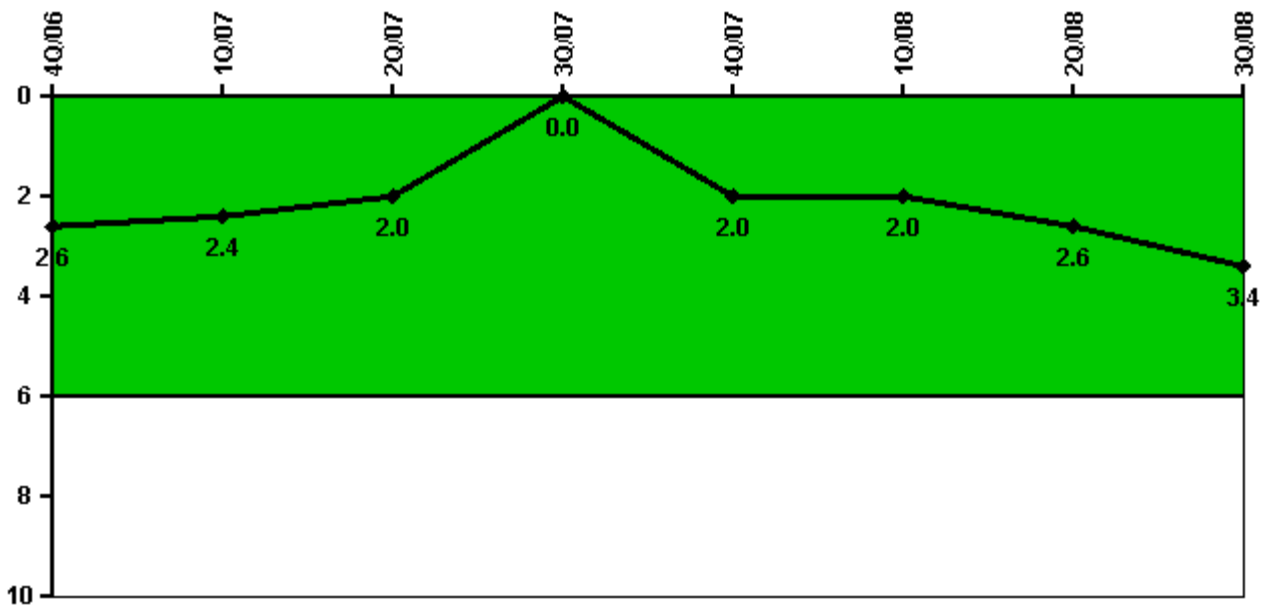
Thresholds: White > 3.0 Yellow > 6.0 Red > 25.0

### Notes

Unplanned Scrams per 7000 Critical Hrs	4Q/06	1Q/07	2Q/07	3Q/07	4Q/07	1Q/08	2Q/08	3Q/08
Unplanned scrams	1.0	0	0	0	0	0	0	0
Critical hours	1823.9	2160.0	1152.0	1878.4	1803.3	2184.0	2131.1	2208.0
Indicator value	1.3	1.2	1.0	1.0	0	0	0	0

Licensee Comments: none

## Unplanned Power Changes per 7000 Critical Hrs



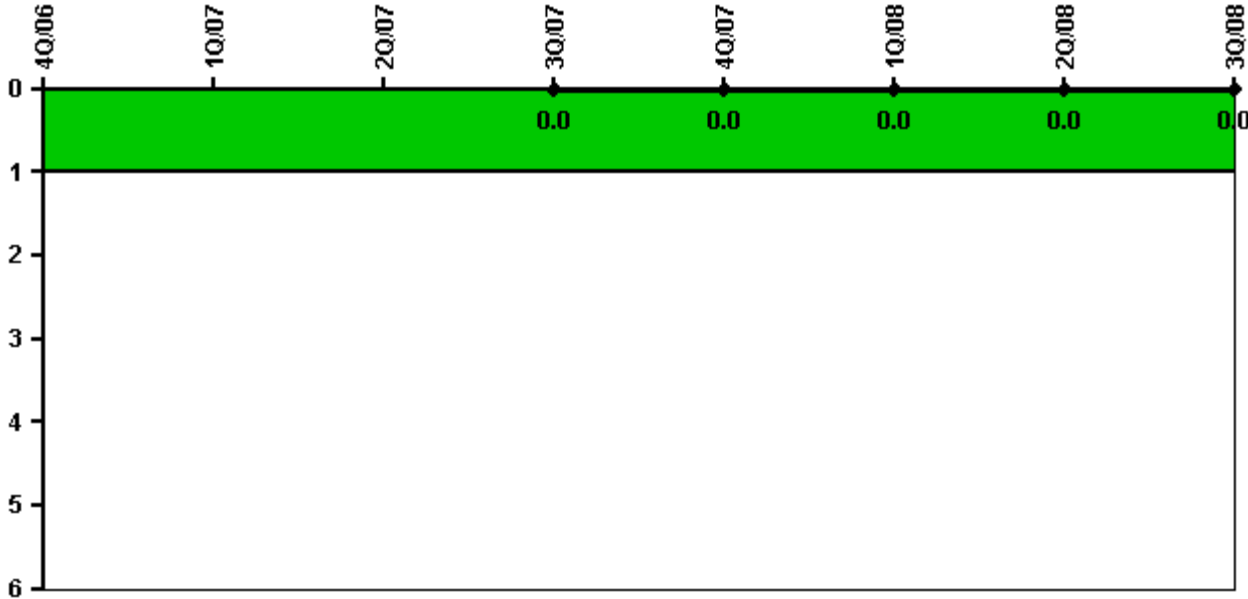
Thresholds: White > 6.0

### Notes

Unplanned Power Changes per 7000 Critical Hrs	4Q/06	1Q/07	2Q/07	3Q/07	4Q/07	1Q/08	2Q/08	3Q/08
Unplanned power changes	0	0	0	0	2.0	0	1.0	1.0
Critical hours	1823.9	2160.0	1152.0	1878.4	1803.3	2184.0	2131.1	2208.0
Indicator value	2.6	2.4	2.0	0	2.0	2.0	2.6	3.4

Licensee Comments: none

# Unplanned Scrams with Complications



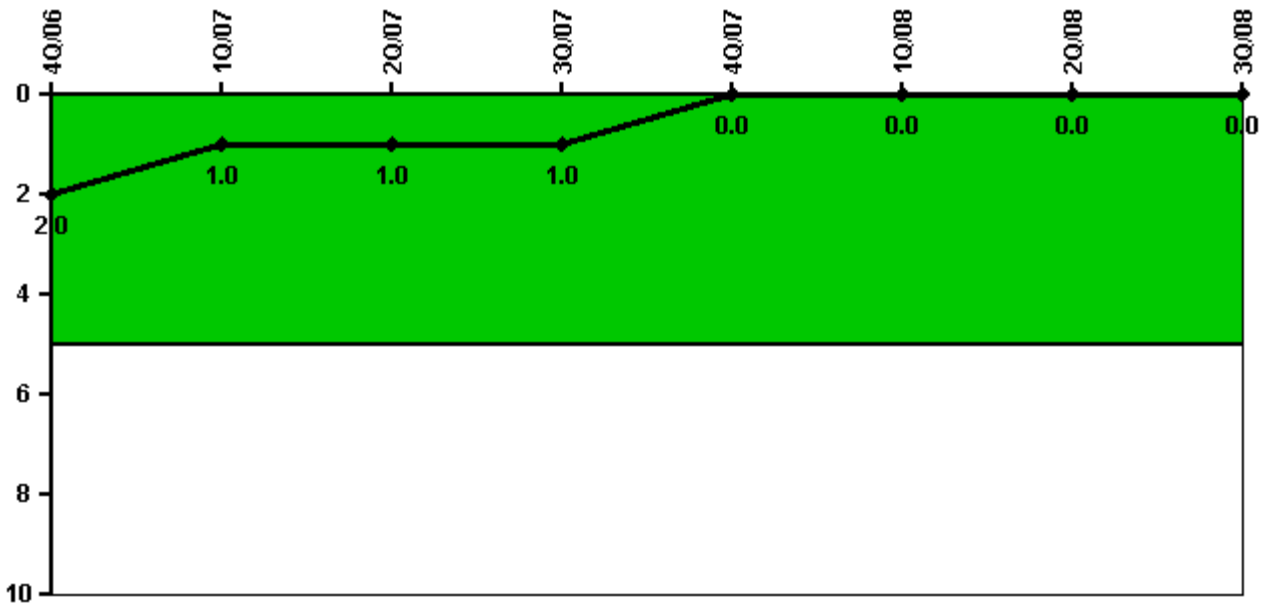
Thresholds: White > 1.0

**Notes**

Unplanned Scrams with Complications	4Q/06	1Q/07	2Q/07	3Q/07	4Q/07	1Q/08	2Q/08	3Q/08
Scrams with complications	0	0	0	0	0	0	0	0
Indicator value				0.0	0.0	0.0	0.0	0.0

Licensee Comments: none

## Safety System Functional Failures (PWR)



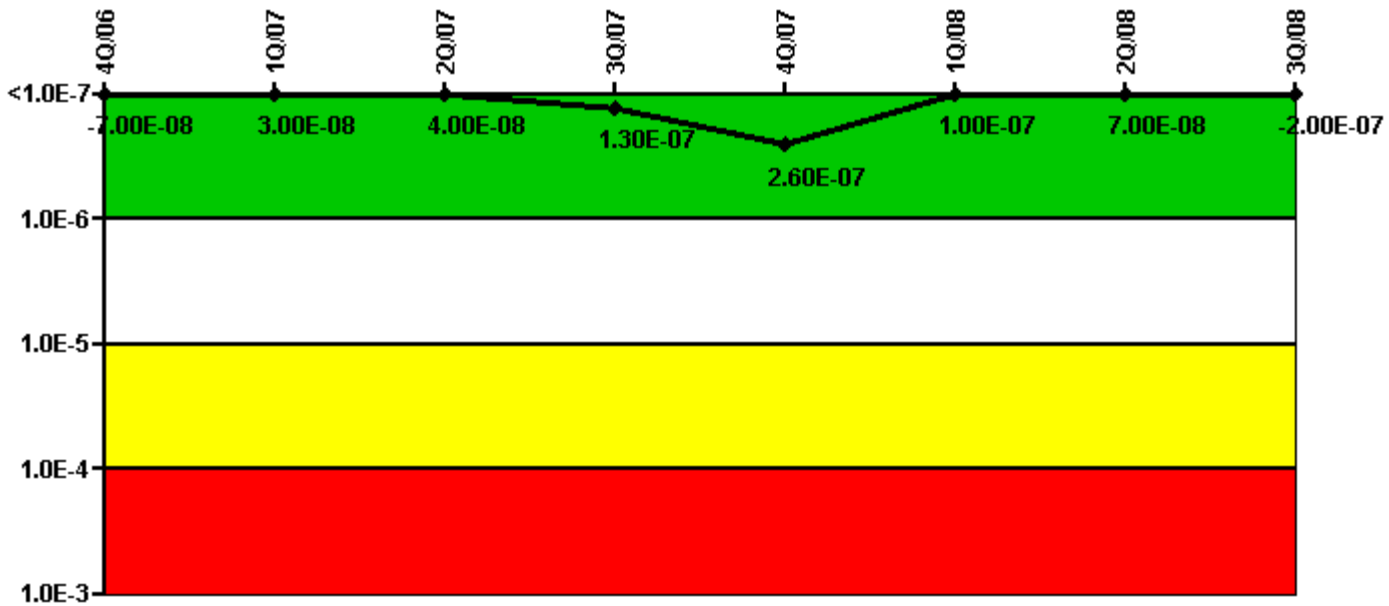
Thresholds: White > 5.0

### Notes

Safety System Functional Failures (PWR)	4Q/06	1Q/07	2Q/07	3Q/07	4Q/07	1Q/08	2Q/08	3Q/08
Safety System Functional Failures	1	0	0	0	0	0	0	0
Indicator value	2	1	1	1	0	0	0	0

Licensee Comments: none

# Mitigating Systems Performance Index, Emergency AC Power System




Thresholds: White > 1.00E-6 Yellow > 1.00E-5 Red > 1.00E-4

## Notes

Mitigating Systems Performance Index, Emergency AC Power System	4Q/06	1Q/07	2Q/07	3Q/07	4Q/07	1Q/08	2Q/08	3Q/08
UAI (ΔCDF)	3.80E-07	4.80E-07	4.80E-07	5.70E-07	3.50E-07	3.20E-07	2.90E-07	1.80E-07
URI (ΔCDF)	-4.50E-07	-4.50E-07	-4.40E-07	-4.40E-07	-9.00E-08	-2.20E-07	-2.20E-07	-3.80E-07
PLE	NO	NO	NO	NO	NO	NO	NO	NO
Indicator value	-7.00E-08	3.00E-08	4.00E-08	1.30E-07	2.60E-07	1.00E-07	7.00E-08	-2.00E-07

Licensee Comments: none

# Mitigating Systems Performance Index, High Pressure Injection System



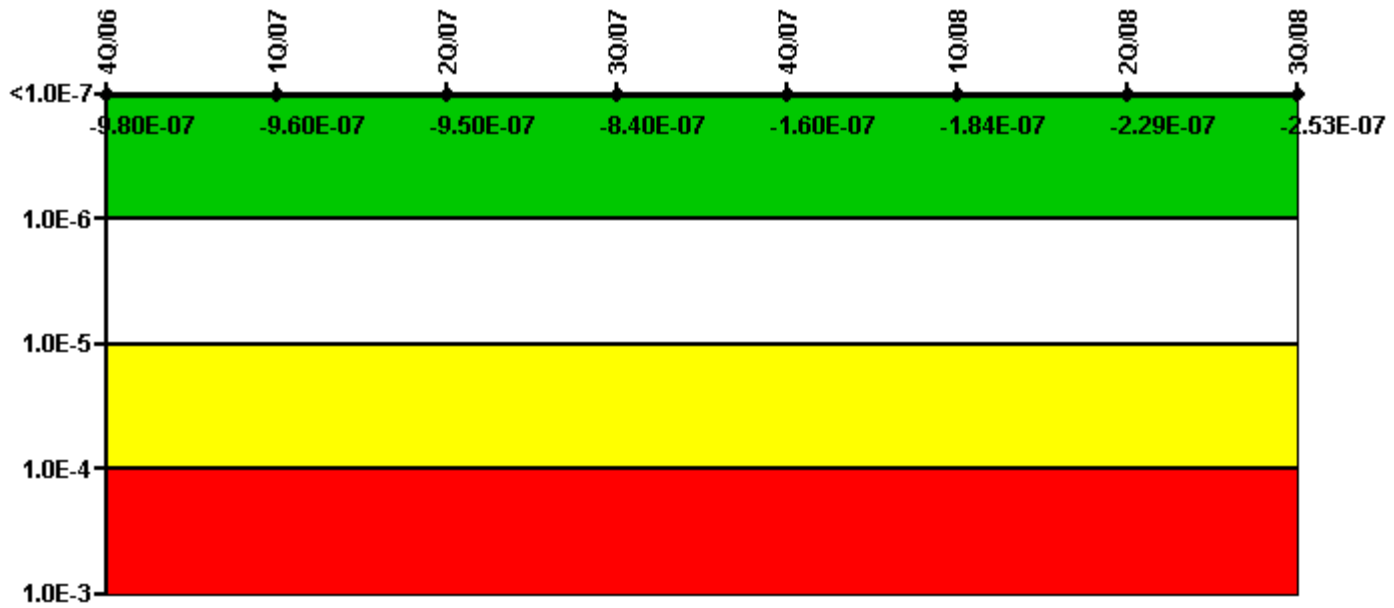
Thresholds: White > 1.00E-6 Yellow > 1.00E-5 Red > 1.00E-4

## Notes

Mitigating Systems Performance Index, High Pressure Injection System	4Q/06	1Q/07	2Q/07	3Q/07	4Q/07	1Q/08	2Q/08	3Q/08
UAI ( $\Delta$ CDF)	1.10E-08	3.90E-08	4.00E-08	3.80E-08	1.70E-08	1.60E-08	1.30E-08	7.50E-09
URI ( $\Delta$ CDF)	1.80E-08	1.80E-08	-7.40E-08	-7.40E-08	-1.50E-08	-1.50E-08	-1.50E-08	-1.50E-08
PLE	NO	NO	NO	NO	NO	NO	NO	NO
Indicator value	2.90E-08	5.70E-08	-3.40E-08	-3.60E-08	2.00E-09	1.00E-09	-2.00E-09	-7.50E-09

Licensee Comments: none

# Mitigating Systems Performance Index, Heat Removal System




Thresholds: White > 1.00E-6 Yellow > 1.00E-5 Red > 1.00E-4

## Notes

Mitigating Systems Performance Index, Heat Removal System	4Q/06	1Q/07	2Q/07	3Q/07	4Q/07	1Q/08	2Q/08	3Q/08
UAI ( $\Delta$ CDF)	-3.60E-07	-3.40E-07	-3.30E-07	-2.20E-07	7.00E-08	4.60E-08	9.50E-10	-2.30E-08
URI ( $\Delta$ CDF)	-6.20E-07	-6.20E-07	-6.20E-07	-6.20E-07	-2.30E-07	-2.30E-07	-2.30E-07	-2.30E-07
PLE	NO	NO	NO	NO	NO	NO	NO	NO
Indicator value	-9.80E-07	-9.60E-07	-9.50E-07	-8.40E-07	-1.60E-07	-1.84E-07	-2.29E-07	-2.53E-07

Licensee Comments: none

# Mitigating Systems Performance Index, Residual Heat Removal System



Thresholds: White > 1.00E-6 Yellow > 1.00E-5 Red > 1.00E-4

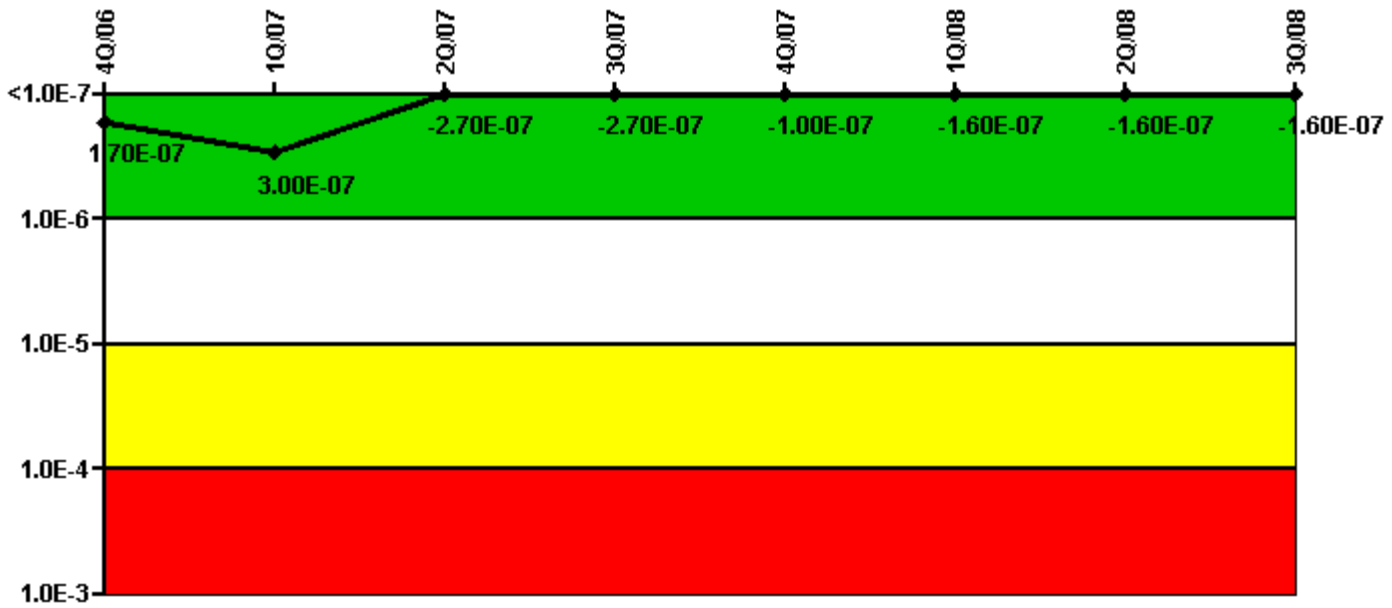
## Notes

Mitigating Systems Performance Index, Residual Heat Removal System	4Q/06	1Q/07	2Q/07	3Q/07	4Q/07	1Q/08	2Q/08	3Q/08
UAI ( $\Delta$ CDF)	3.50E-08	5.50E-08	5.80E-08	7.00E-08	4.00E-08	2.90E-08	2.80E-08	2.30E-08
URI ( $\Delta$ CDF)	-3.80E-08	-3.80E-08	-3.80E-08	-3.80E-08	-9.00E-09	-9.00E-09	-9.00E-09	-9.00E-09
PLE	NO	NO	NO	NO	NO	NO	NO	NO
Indicator value	-3.00E-09	1.70E-08	2.00E-08	3.20E-08	3.10E-08	2.00E-08	1.90E-08	1.40E-08

Licensee Comments: none



# Mitigating Systems Performance Index, Cooling Water Systems



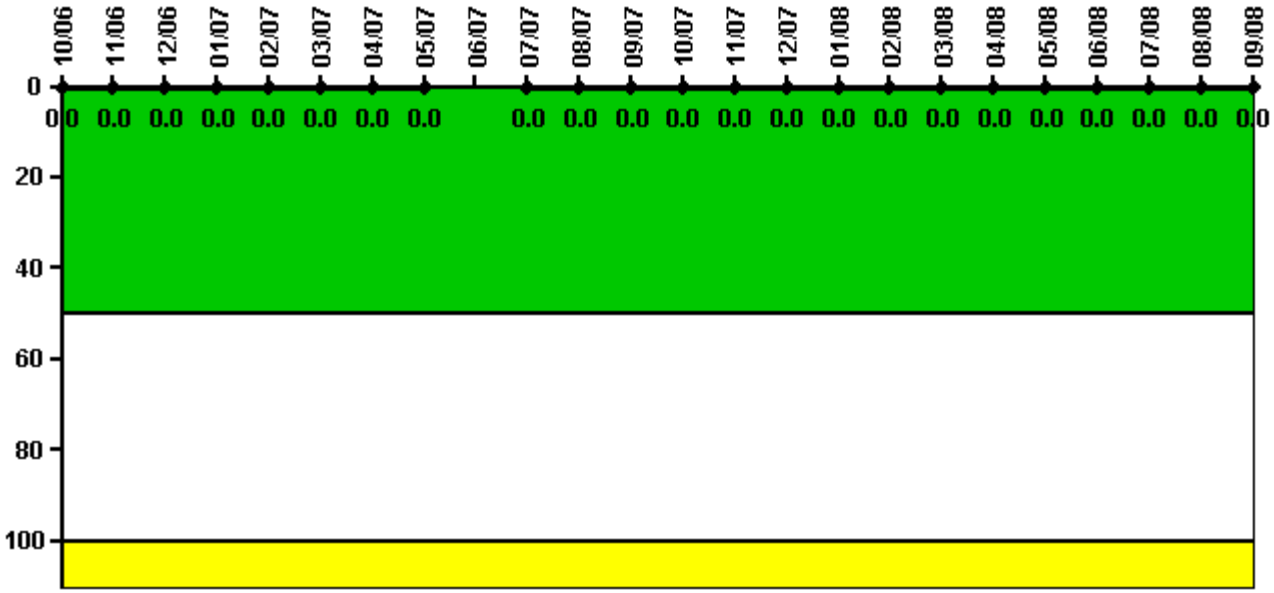
Thresholds: White > 1.00E-6 Yellow > 1.00E-5 Red > 1.00E-4

## Notes

Mitigating Systems Performance Index, Cooling Water Systems	4Q/06	1Q/07	2Q/07	3Q/07	4Q/07	1Q/08	2Q/08	3Q/08
UAI (ΔCDF)	4.40E-07	5.70E-07	-2.60E-11	-2.50E-11	-2.20E-11	-5.20E-11	-5.20E-11	-5.20E-11
URI (ΔCDF)	-2.70E-07	-2.70E-07	-2.70E-07	-2.70E-07	-1.00E-07	-1.60E-07	-1.60E-07	-1.60E-07
PLE	NO	NO	NO	NO	NO	NO	NO	NO
Indicator value	1.70E-07	3.00E-07	-2.70E-07	-2.70E-07	-1.00E-07	-1.60E-07	-1.60E-07	-1.60E-07

Licensee Comments: none

## Reactor Coolant System Activity



Thresholds: White > 50.0 Yellow > 100.0

### Notes

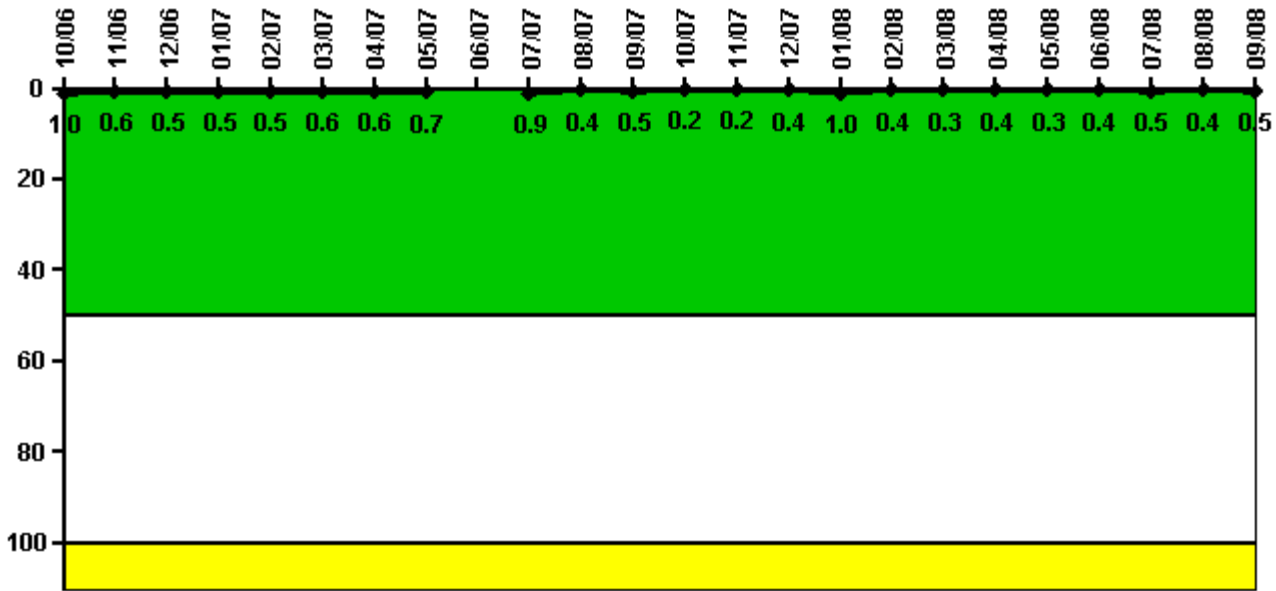
Reactor Coolant System Activity	10/06	11/06	12/06	1/07	2/07	3/07	4/07	5/07	6/07	7/07	8/07	9/07
Maximum activity	0.000314	0.000396	0.000402	0.000444	0.000441	0.000477	0.000480	0.000453	N/A	0.000253	0.000279	0.000296
Technical specification limit	1.0	1.0	1.0	1.0	1.0	1.0	1.0	1.0	1.0	1.0	1.0	1.0
Indicator value	0	0	0	0	0	0	0	0	N/A	0	0	0

Reactor Coolant System Activity	10/07	11/07	12/07	1/08	2/08	3/08	4/08	5/08	6/08	7/08	8/08	9/08
Maximum activity	0.000303	0.000281	0.000322	0.000338	0.000331	0.000348	0.000347	0.000360	0.000378	0.000386	0.000388	0.000405
Technical specification limit	1.0	1.0	1.0	1.0	1.0	1.0	1.0	1.0	1.0	1.0	1.0	1.0
Indicator value	0	0	0	0	0	0	0	0	0	0	0	0

Licensee Comments: none

## Reactor Coolant System Leakage



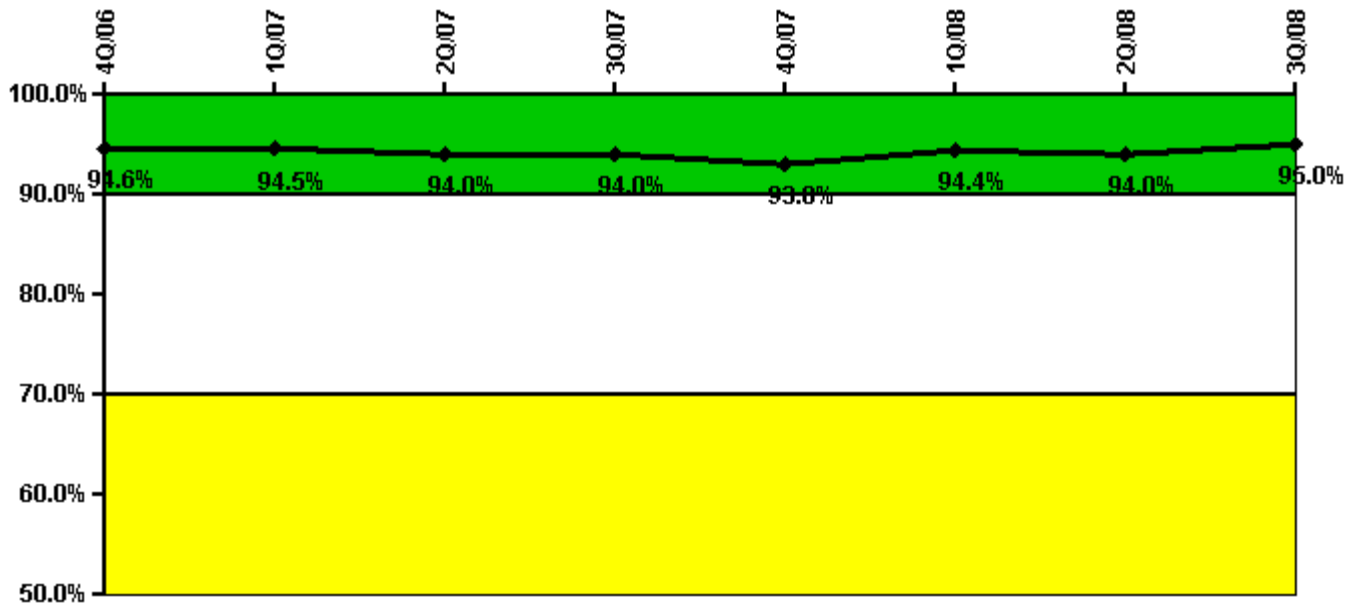
Thresholds: White > 50.0 Yellow > 100.0

### Notes

Reactor Coolant System Leakage	10/06	11/06	12/06	1/07	2/07	3/07	4/07	5/07	6/07	7/07	8/07	9/07
Maximum leakage	0.103	0.056	0.054	0.053	0.045	0.061	0.063	0.065	N/A	0.089	0.042	0.052
Technical specification limit	10.0	10.0	10.0	10.0	10.0	10.0	10.0	10.0	10.0	10.0	10.0	10.0
Indicator value	1.0	0.6	0.5	0.5	0.5	0.6	0.6	0.7	N/A	0.9	0.4	0.5
Reactor Coolant System Leakage	10/07	11/07	12/07	1/08	2/08	3/08	4/08	5/08	6/08	7/08	8/08	9/08
Maximum leakage	0.019	0.024	0.037	0.100	0.040	0.031	0.043	0.033	0.039	0.052	0.035	0.048
Technical specification limit	10.0	10.0	10.0	10.0	10.0	10.0	10.0	10.0	10.0	10.0	10.0	10.0
Indicator value	0.2	0.2	0.4	1.0	0.4	0.3	0.4	0.3	0.4	0.5	0.4	0.5

Licensee Comments: none

## Drill/Exercise Performance



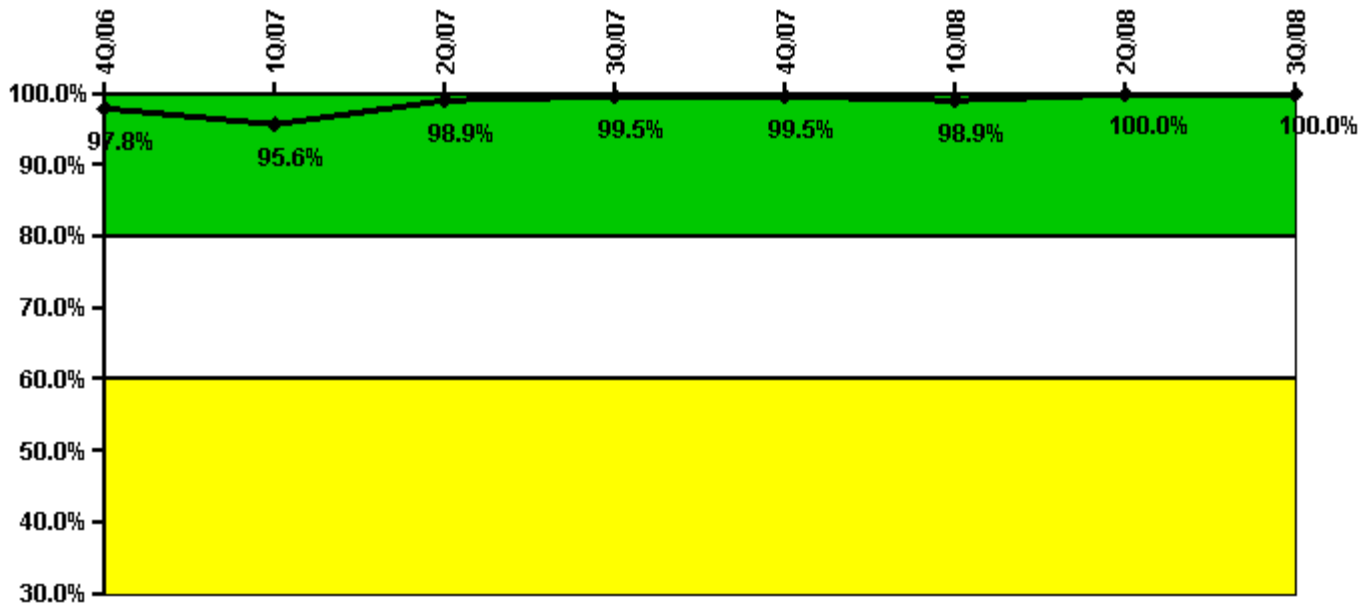
Thresholds: White < 90.0% Yellow < 70.0%

### Notes

Drill/Exercise Performance	4Q/06	1Q/07	2Q/07	3Q/07	4Q/07	1Q/08	2Q/08	3Q/08
Successful opportunities	97.0	18.0	13.0	188.0	12.0	130.0	35.0	43.0
Total opportunities	102.0	19.0	16.0	200.0	12.0	133.0	39.0	43.0
Indicator value	94.6%	94.5%	94.0%	94.0%	93.0%	94.4%	94.0%	95.0%

Licensee Comments: none

## ERO Drill Participation



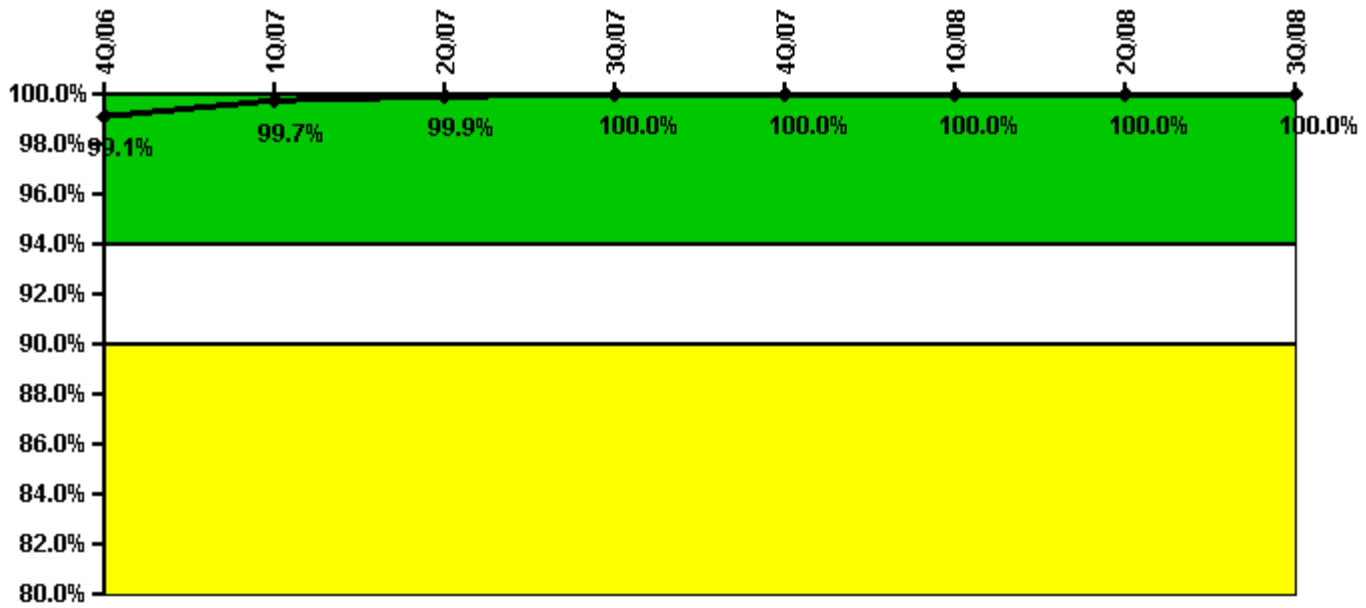
Thresholds: White < 80.0% Yellow < 60.0%

### Notes

ERO Drill Participation	4Q/06	1Q/07	2Q/07	3Q/07	4Q/07	1Q/08	2Q/08	3Q/08
Participating Key personnel	179.0	175.0	181.0	199.0	192.0	188.0	191.0	183.0
Total Key personnel	183.0	183.0	183.0	200.0	193.0	190.0	191.0	183.0
Indicator value	97.8%	95.6%	98.9%	99.5%	99.5%	98.9%	100.0%	100.0%

Licensee Comments: none

## Alert & Notification System



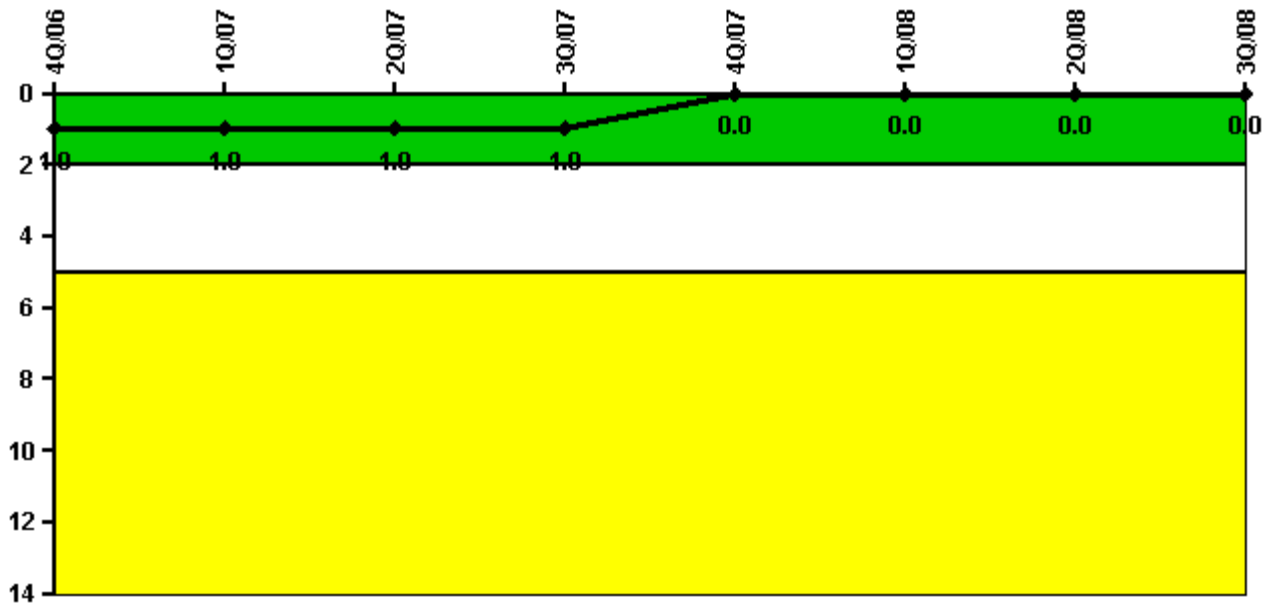
**Thresholds:** White < 94.0% Yellow < 90.0%

### Notes

Alert & Notification System	4Q/06	1Q/07	2Q/07	3Q/07	4Q/07	1Q/08	2Q/08	3Q/08
Successful siren-tests	792	798	798	756	882	755	756	798
Total sirens-tests	793	798	798	756	882	756	756	798
Indicator value	99.1%	99.7%	99.9%	100.0%	100.0%	100.0%	100.0%	100.0%

Licensee Comments: none

# Occupational Exposure Control Effectiveness



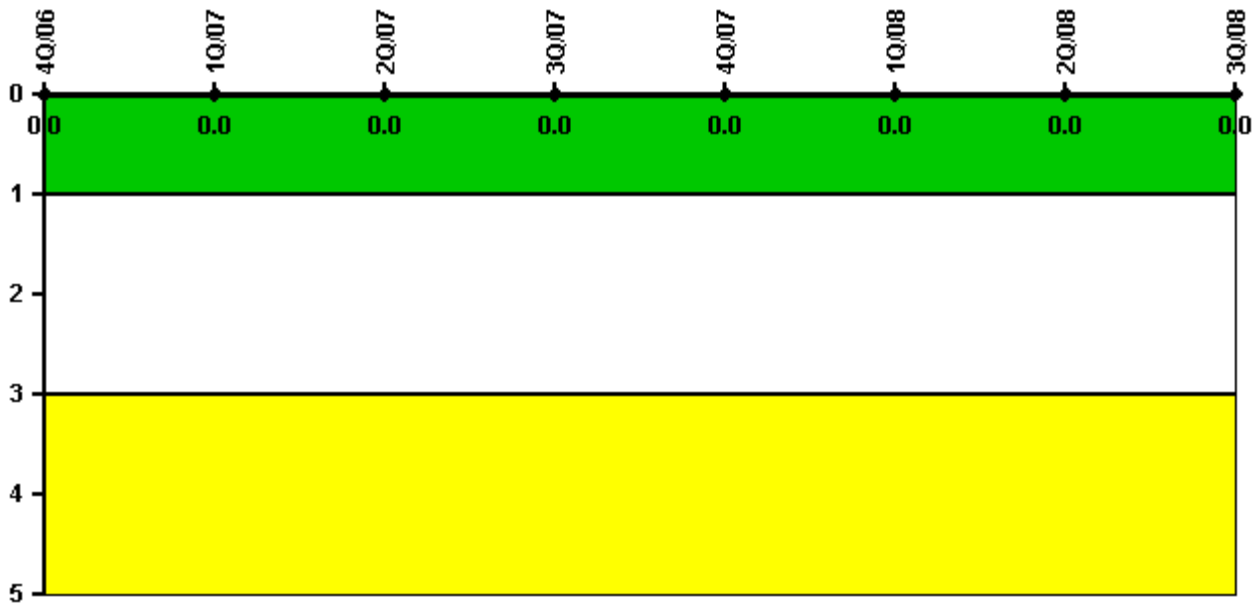
Thresholds: White > 2.0 Yellow > 5.0

## Notes

Occupational Exposure Control Effectiveness	4Q/06	1Q/07	2Q/07	3Q/07	4Q/07	1Q/08	2Q/08	3Q/08
High radiation area occurrences	1	0	0	0	0	0	0	0
Very high radiation area occurrences	0	0	0	0	0	0	0	0
Unintended exposure occurrences	0	0	0	0	0	0	0	0
<b>Indicator value</b>	<b>1</b>	<b>1</b>	<b>1</b>	<b>1</b>	<b>0</b>	<b>0</b>	<b>0</b>	<b>0</b>

Licensee Comments: none

## RETS/ODCM Radiological Effluent



Thresholds: White > 1.0 Yellow > 3.0

### Notes

RETS/ODCM Radiological Effluent	4Q/06	1Q/07	2Q/07	3Q/07	4Q/07	1Q/08	2Q/08	3Q/08
RETS/ODCM occurrences	0	0	0	0	0	0	0	0
Indicator value	0	0	0	0	0	0	0	0

Licensee Comments: none

[Security](#) information not publicly available.