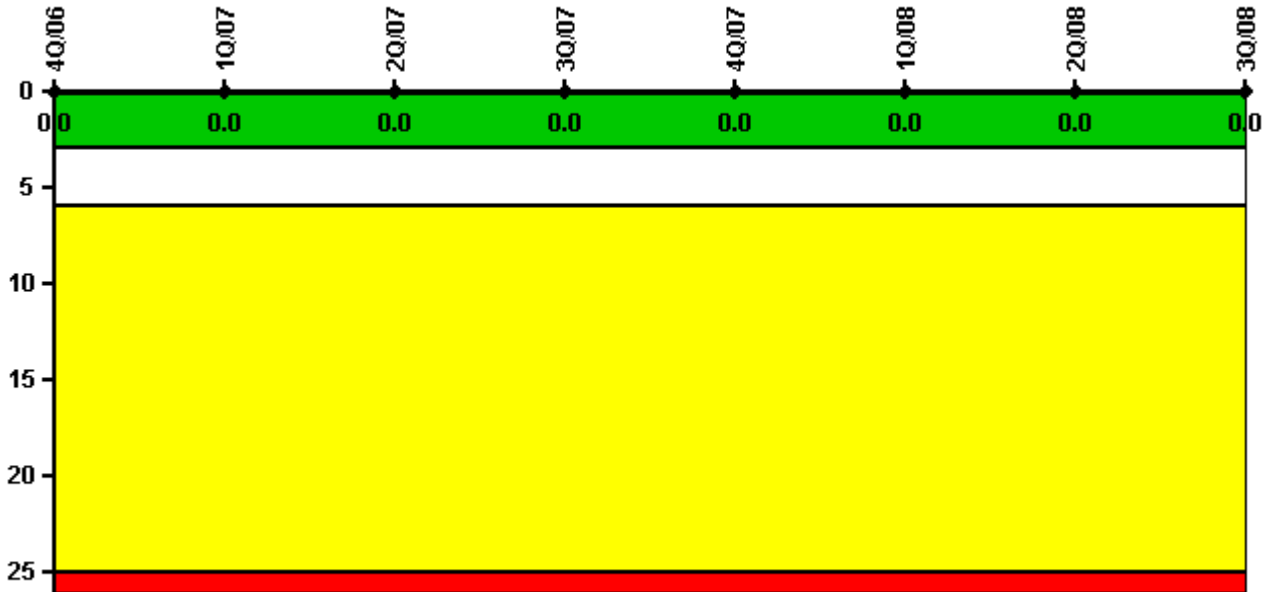


# Ocone 3

## 3Q/2008 Performance Indicators

Licensee's General Comments: none

### Unplanned Scrams per 7000 Critical Hrs



Thresholds: White > 3.0 Yellow > 6.0 Red > 25.0

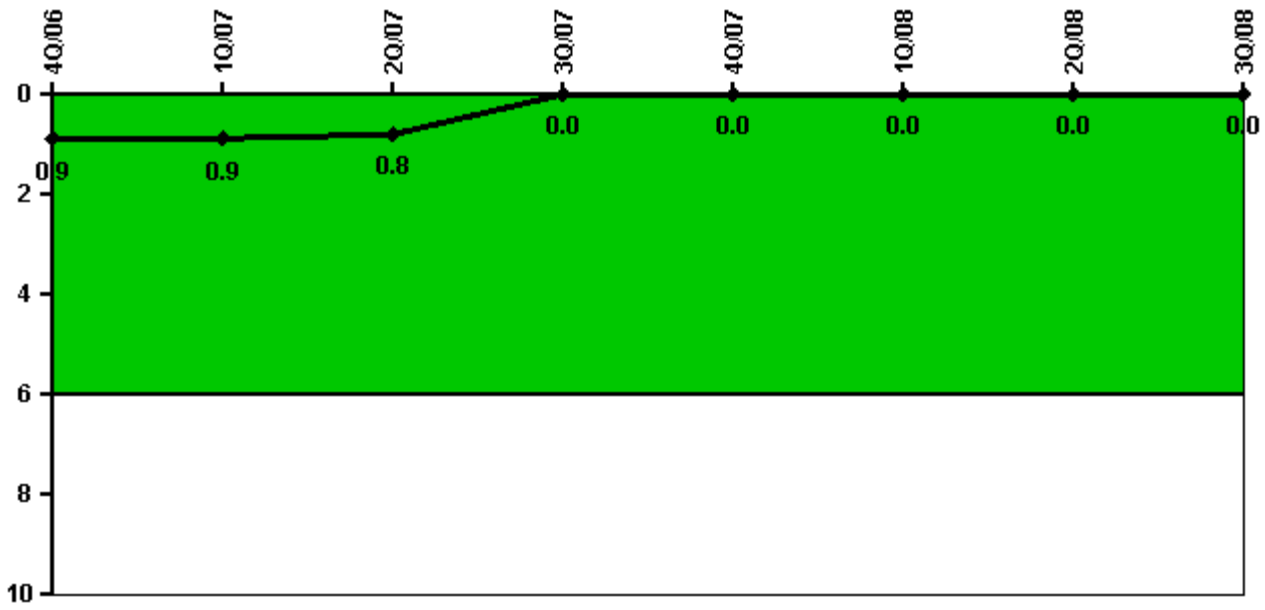
### Notes

Unplanned Scrams per 7000 Critical Hrs	4Q/06	1Q/07	2Q/07	3Q/07	4Q/07	1Q/08	2Q/08	3Q/08
Unplanned scrams	0	0	0	0	0	0	0	0
Critical hours	2209.0	2159.0	2184.0	2208.0	986.4	2183.0	2184.0	2208.0
Indicator value	0	0	0	0	0	0	0	0

Licensee Comments: none

---

## Unplanned Power Changes per 7000 Critical Hrs



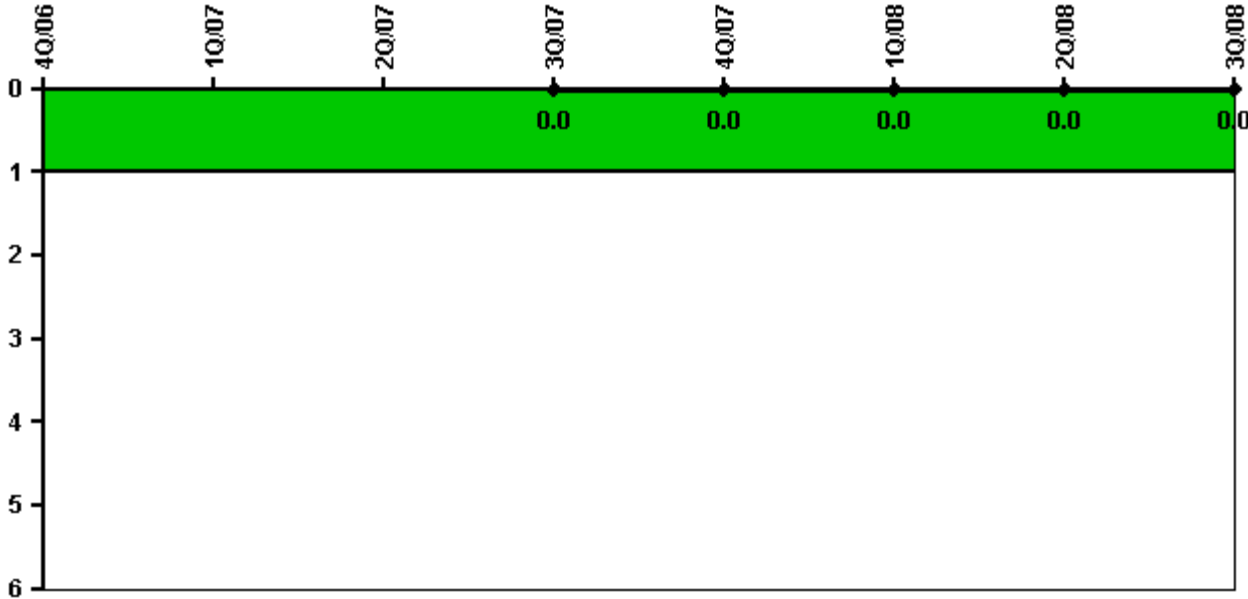
Thresholds: White > 6.0

### Notes

Unplanned Power Changes per 7000 Critical Hrs	4Q/06	1Q/07	2Q/07	3Q/07	4Q/07	1Q/08	2Q/08	3Q/08
Unplanned power changes	0	0	0	0	0	0	0	0
Critical hours	2209.0	2159.0	2184.0	2208.0	986.4	2183.0	2184.0	2208.0
Indicator value	0.9	0.9	0.8	0	0	0	0	0

Licensee Comments: none

# Unplanned Scrams with Complications



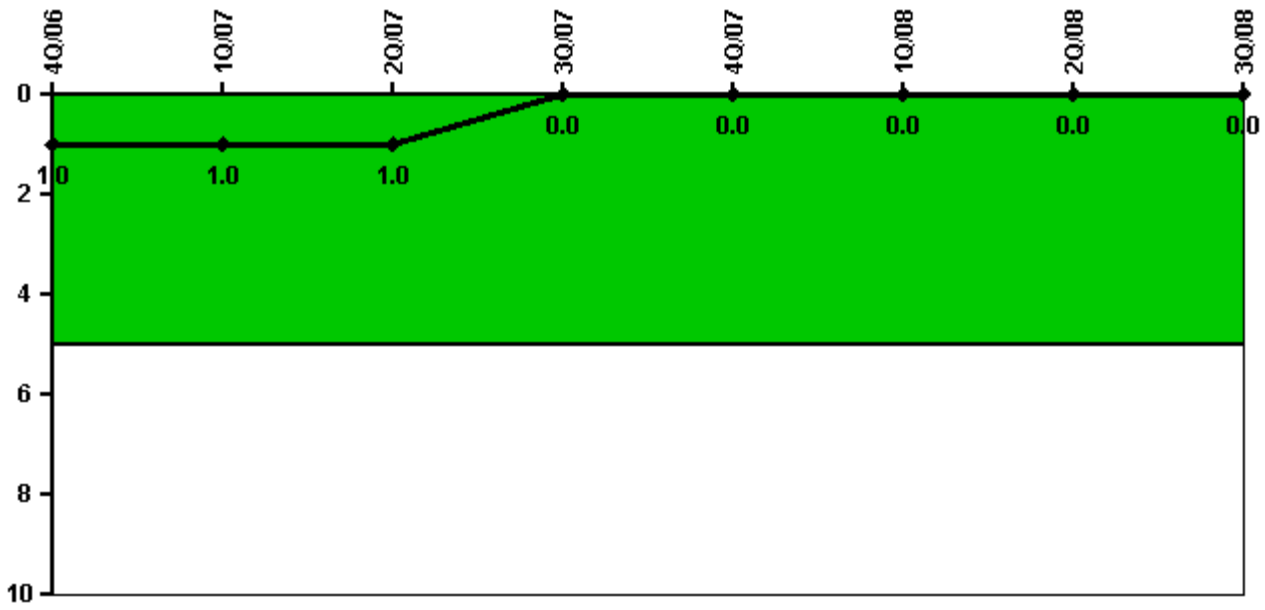
Thresholds: White > 1.0

**Notes**

Unplanned Scrams with Complications	4Q/06	1Q/07	2Q/07	3Q/07	4Q/07	1Q/08	2Q/08	3Q/08
Scrams with complications	0	0	0	0	0	0	0	0
Indicator value				0.0	0.0	0.0	0.0	0.0

Licensee Comments: none

## Safety System Functional Failures (PWR)



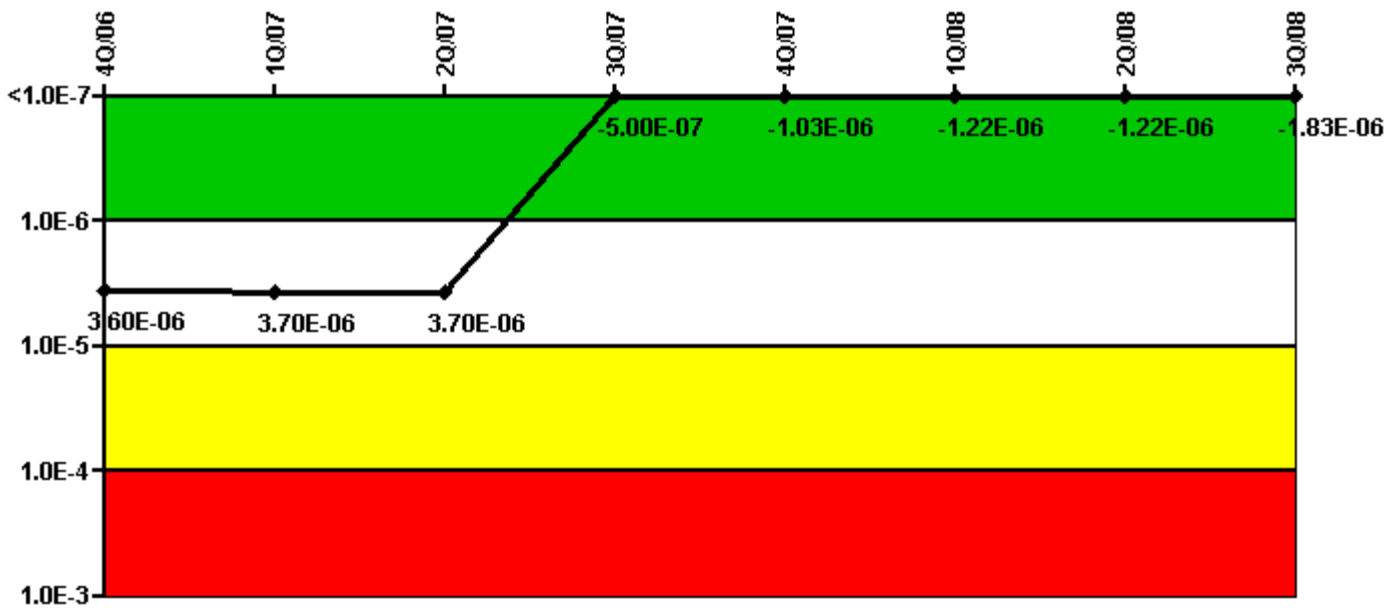
Thresholds: White > 5.0

### Notes

Safety System Functional Failures (PWR)	4Q/06	1Q/07	2Q/07	3Q/07	4Q/07	1Q/08	2Q/08	3Q/08
Safety System Functional Failures	0	0	0	0	0	0	0	0
Indicator value	1	1	1	0	0	0	0	0

Licensee Comments: none

# Mitigating Systems Performance Index, Emergency AC Power System



Thresholds: White > 1.00E-6 Yellow > 1.00E-5 Red > 1.00E-4

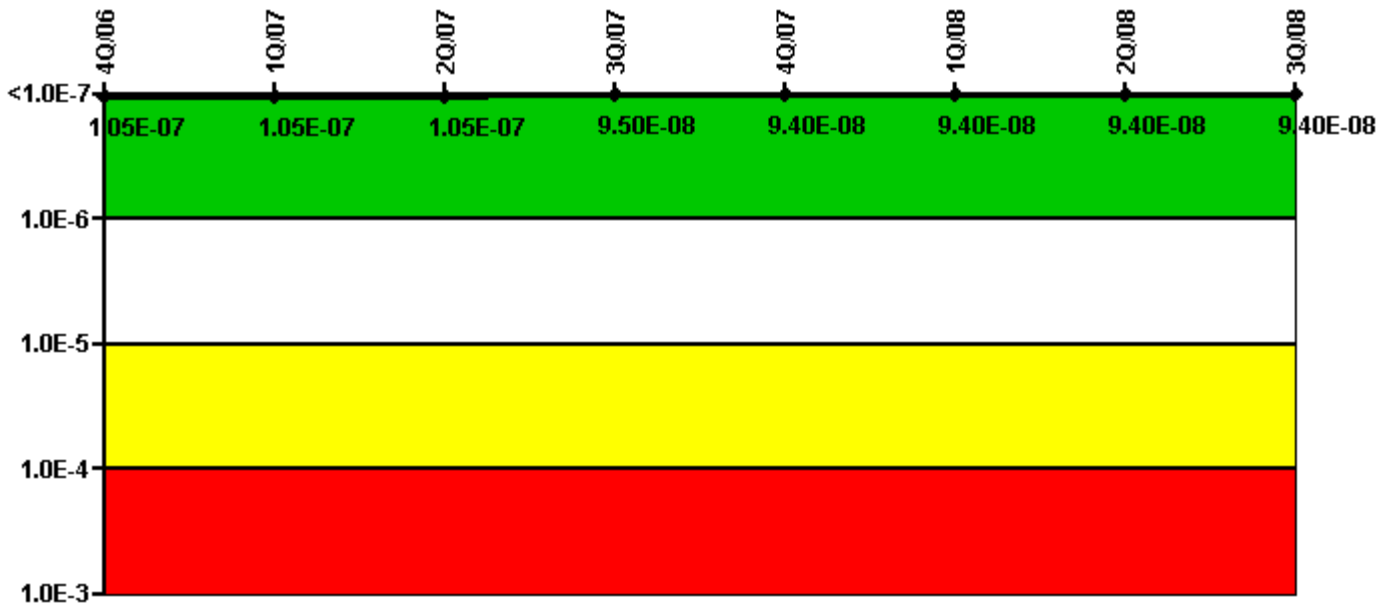
## Notes

Mitigating Systems Performance Index, Emergency AC Power System	4Q/06	1Q/07	2Q/07	3Q/07	4Q/07	1Q/08	2Q/08	3Q/08
UAI (ΔCDF)	5.20E-06	5.30E-06	5.30E-06	7.00E-07	5.70E-07	1.80E-07	1.80E-07	1.70E-07
URI (ΔCDF)	-1.60E-06	-1.60E-06	-1.60E-06	-1.20E-06	-1.60E-06	-1.40E-06	-1.40E-06	-2.00E-06
PLE	NO	NO	NO	NO	NO	NO	NO	NO
Indicator value	3.60E-06	3.70E-06	3.70E-06	-5.00E-07	-1.03E-06	-1.22E-06	-1.22E-06	-1.83E-06

## Licensee Comments:

3Q/08: Oconee Problem Identification Process (PIP) 08-05623 identified that the MSPI baseline for Emergency AC Power (EAP) was not revised in 2Q2008 to subtract hours included from a previous refurbishment outage. By not removing these refurbishment hours, the EAP MSPI results reported for 2Q2008 and 3Q2008 are non-conservative pending the CDE software changes to allow revisions to current and past quarters. The baseline is corrected for 4Q2008. The Oconee Emergency AC Power Units remain Green with adequate margin to White.

# Mitigating Systems Performance Index, High Pressure Injection System



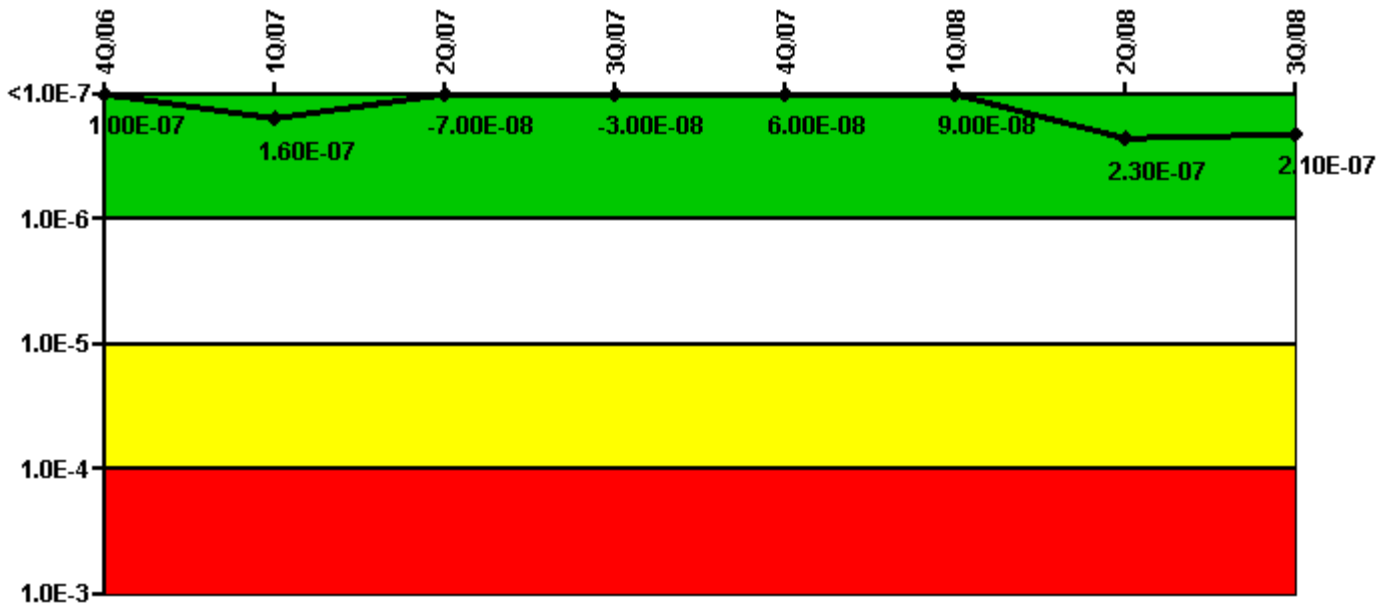
Thresholds: White > 1.00E-6 Yellow > 1.00E-5 Red > 1.00E-4

## Notes

Mitigating Systems Performance Index, High Pressure Injection System	4Q/06	1Q/07	2Q/07	3Q/07	4Q/07	1Q/08	2Q/08	3Q/08
UAI ( $\Delta$ CDF)	-5.50E-08	-5.50E-08	-5.50E-08	-5.50E-08	-5.60E-08	-5.60E-08	-5.60E-08	-5.60E-08
URI ( $\Delta$ CDF)	1.60E-07	1.60E-07	1.60E-07	1.50E-07	1.50E-07	1.50E-07	1.50E-07	1.50E-07
PLE	NO	NO	NO	NO	NO	NO	NO	NO
Indicator value	1.05E-07	1.05E-07	1.05E-07	9.50E-08	9.40E-08	9.40E-08	9.40E-08	9.40E-08

Licensee Comments: none

# Mitigating Systems Performance Index, Heat Removal System



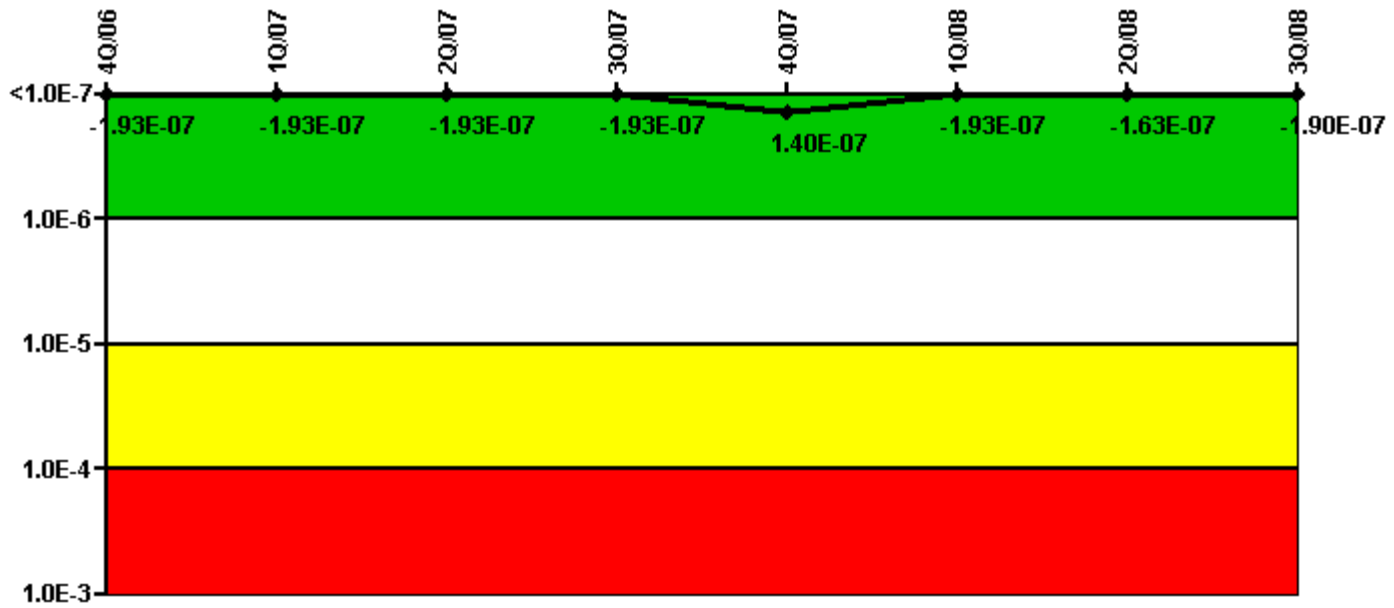
Thresholds: White > 1.00E-6 Yellow > 1.00E-5 Red > 1.00E-4

## Notes

Mitigating Systems Performance Index, Heat Removal System	4Q/06	1Q/07	2Q/07	3Q/07	4Q/07	1Q/08	2Q/08	3Q/08
UAI ( $\Delta$ CDF)	3.30E-07	3.90E-07	1.60E-07	2.00E-07	2.90E-07	3.20E-07	3.80E-07	3.60E-07
URI ( $\Delta$ CDF)	-2.30E-07	-2.30E-07	-2.30E-07	-2.30E-07	-2.30E-07	-2.30E-07	-1.50E-07	-1.50E-07
PLE	NO	NO	NO	NO	NO	NO	NO	NO
Indicator value	1.00E-07	1.60E-07	-7.00E-08	-3.00E-08	6.00E-08	9.00E-08	2.30E-07	2.10E-07

Licensee Comments: none

# Mitigating Systems Performance Index, Residual Heat Removal System



Thresholds: White >  $1.00E-6$  Yellow >  $1.00E-5$  Red >  $1.00E-4$

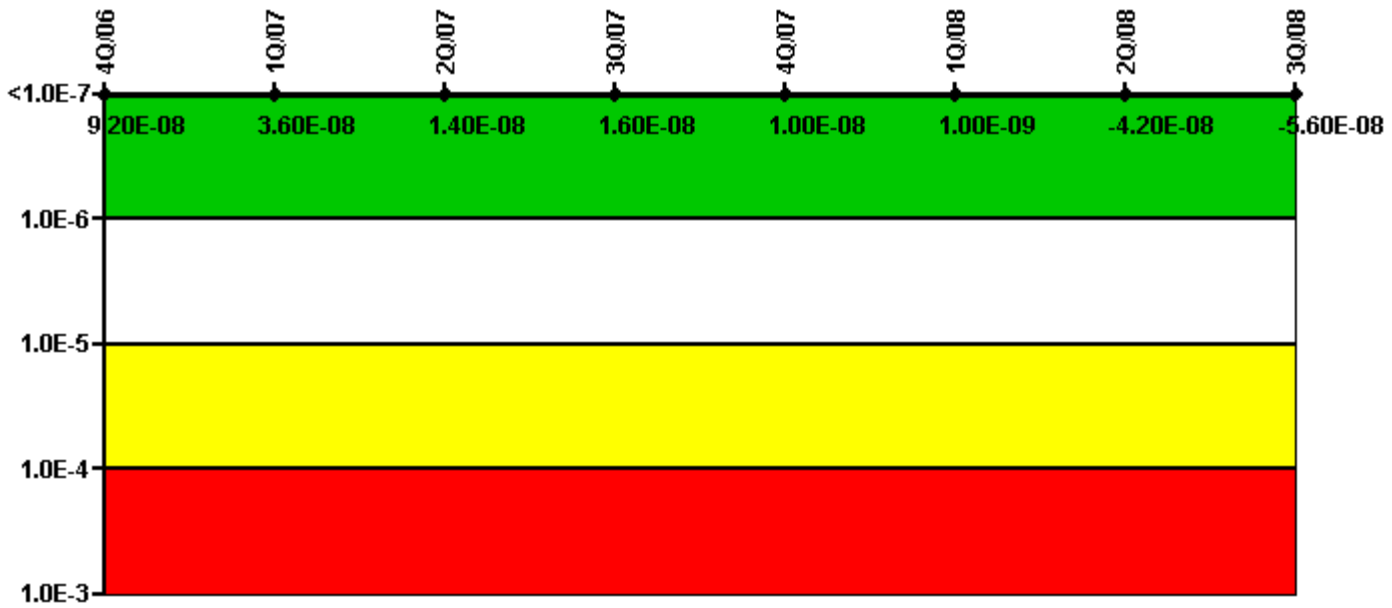
## Notes

Mitigating Systems Performance Index, Residual Heat Removal System	4Q/06	1Q/07	2Q/07	3Q/07	4Q/07	1Q/08	2Q/08	3Q/08
UAI ( $\Delta$ CDF)	$-6.30E-08$	$-6.30E-08$	$-6.30E-08$	$-6.30E-08$	$2.70E-07$	$-6.30E-08$	$-3.30E-08$	$-6.00E-08$
URI ( $\Delta$ CDF)	$-1.30E-07$	$-1.30E-07$	$-1.30E-07$	$-1.30E-07$	$-1.30E-07$	$-1.30E-07$	$-1.30E-07$	$-1.30E-07$
PLE	NO	NO	NO	NO	NO	NO	NO	NO
Indicator value	$-1.93E-07$	$-1.93E-07$	$-1.93E-07$	$-1.93E-07$	$1.40E-07$	$-1.93E-07$	$-1.63E-07$	$-1.90E-07$

Licensee Comments: none



# Mitigating Systems Performance Index, Cooling Water Systems



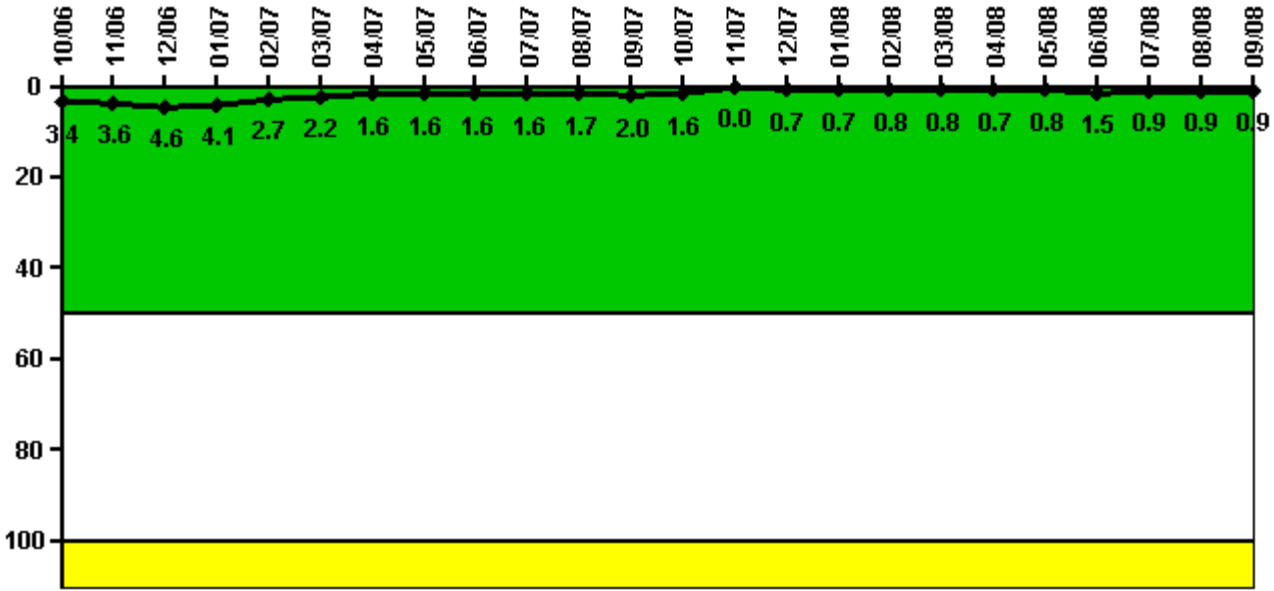
Thresholds: White > 1.00E-6 Yellow > 1.00E-5 Red > 1.00E-4

## Notes

Mitigating Systems Performance Index, Cooling Water Systems	4Q/06	1Q/07	2Q/07	3Q/07	4Q/07	1Q/08	2Q/08	3Q/08
UAI ( $\Delta$ CDF)	1.20E-07	6.40E-08	4.20E-08	4.40E-08	3.80E-08	2.90E-08	-1.40E-08	-2.80E-08
URI ( $\Delta$ CDF)	-2.80E-08	-2.80E-08	-2.80E-08	-2.80E-08	-2.80E-08	-2.80E-08	-2.80E-08	-2.80E-08
PLE	NO	NO	NO	NO	NO	NO	NO	NO
Indicator value	9.20E-08	3.60E-08	1.40E-08	1.60E-08	1.00E-08	1.00E-09	-4.20E-08	-5.60E-08

Licensee Comments: none

## Reactor Coolant System Activity



Thresholds: White > 50.0 Yellow > 100.0

### Notes

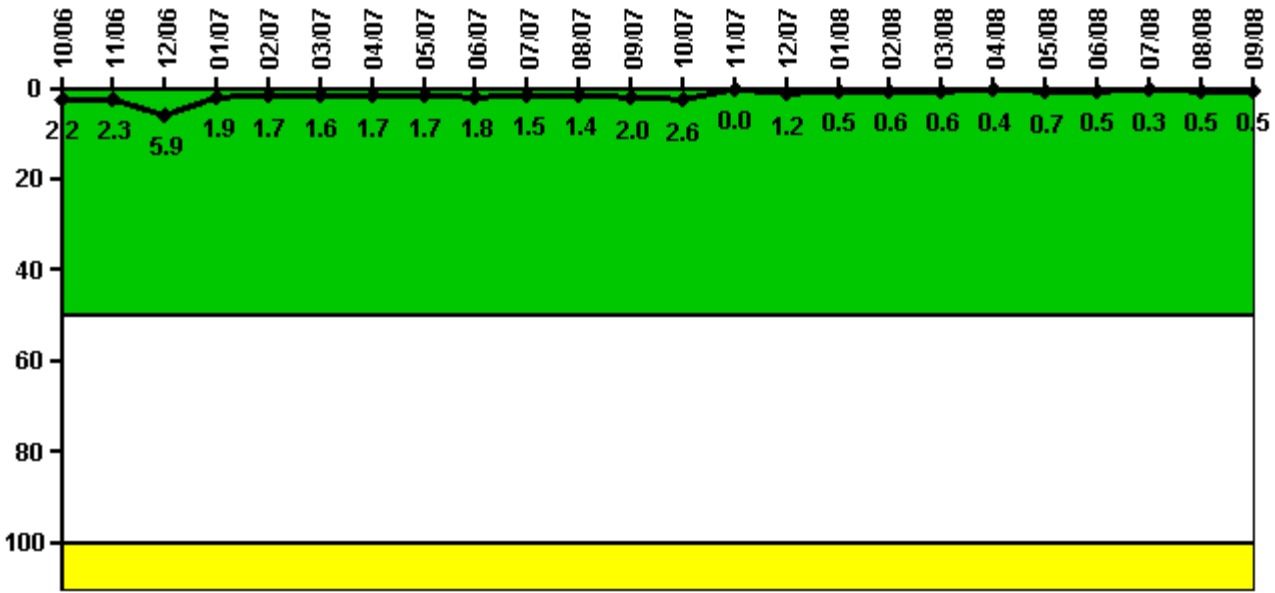
Reactor Coolant System Activity	10/06	11/06	12/06	1/07	2/07	3/07	4/07	5/07	6/07	7/07	8/07	9/07
Maximum activity	0.033760	0.035910	0.046310	0.040870	0.026800	0.022120	0.016280	0.015520	0.016130	0.016420	0.017040	0.020270
Technical specification limit	1.0	1.0	1.0	1.0	1.0	1.0	1.0	1.0	1.0	1.0	1.0	1.0
Indicator value	3.4	3.6	4.6	4.1	2.7	2.2	1.6	1.6	1.6	1.6	1.7	2.0

Reactor Coolant System Activity	10/07	11/07	12/07	1/08	2/08	3/08	4/08	5/08	6/08	7/08	8/08	9/08
Maximum activity	0.015560	0	0.007486	0.007420	0.007797	0.008086	0.007420	0.008340	0.015160	0.008657	0.009128	0.009398
Technical specification limit	1.0	1.0	1.0	1.0	1.0	1.0	1.0	1.0	1.0	1.0	1.0	1.0
Indicator value	1.6	0	0.7	0.7	0.8	0.8	0.7	0.8	1.5	0.9	0.9	0.9

Licensee Comments: none

## Reactor Coolant System Leakage



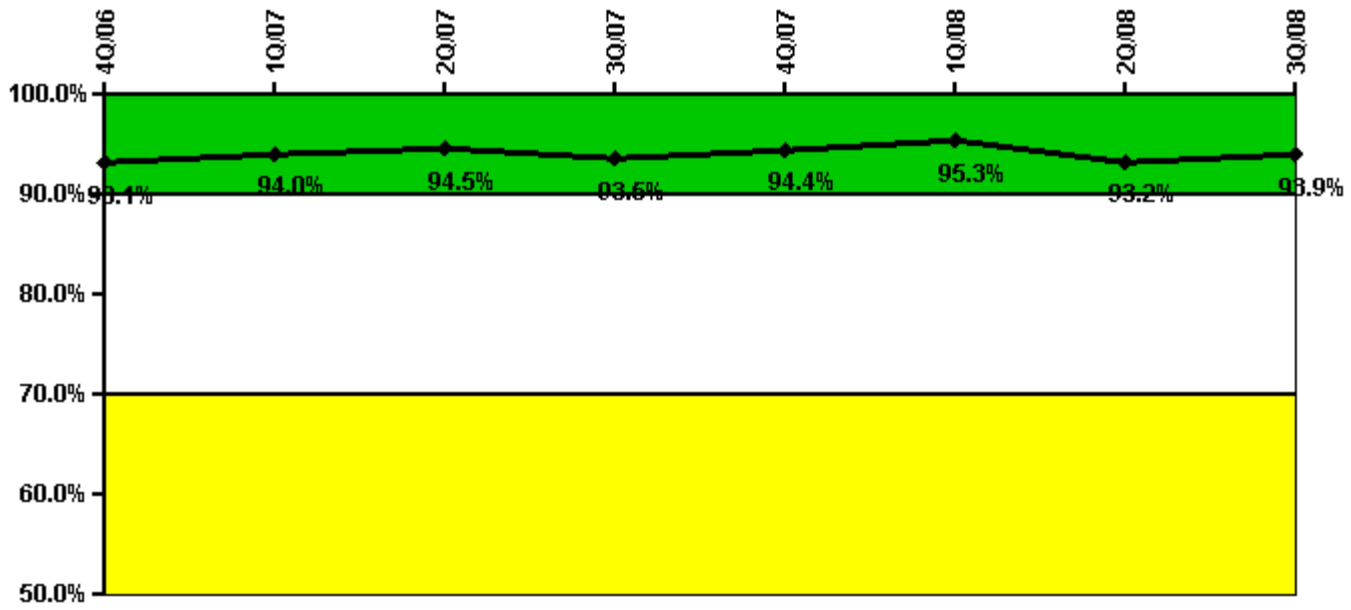
Thresholds: White > 50.0 Yellow > 100.0

### Notes

Reactor Coolant System Leakage	10/06	11/06	12/06	1/07	2/07	3/07	4/07	5/07	6/07	7/07	8/07	9/07
Maximum leakage	0.220	0.227	0.590	0.185	0.169	0.161	0.173	0.167	0.180	0.147	0.143	0.200
Technical specification limit	10.0	10.0	10.0	10.0	10.0	10.0	10.0	10.0	10.0	10.0	10.0	10.0
Indicator value	2.2	2.3	5.9	1.9	1.7	1.6	1.7	1.7	1.8	1.5	1.4	2.0
Reactor Coolant System Leakage	10/07	11/07	12/07	1/08	2/08	3/08	4/08	5/08	6/08	7/08	8/08	9/08
Maximum leakage	0.257	0	0.122	0.053	0.058	0.057	0.041	0.071	0.050	0.033	0.051	0.045
Technical specification limit	10.0	10.0	10.0	10.0	10.0	10.0	10.0	10.0	10.0	10.0	10.0	10.0
Indicator value	2.6	0	1.2	0.5	0.6	0.6	0.4	0.7	0.5	0.3	0.5	0.5

Licensee Comments: none

## Drill/Exercise Performance



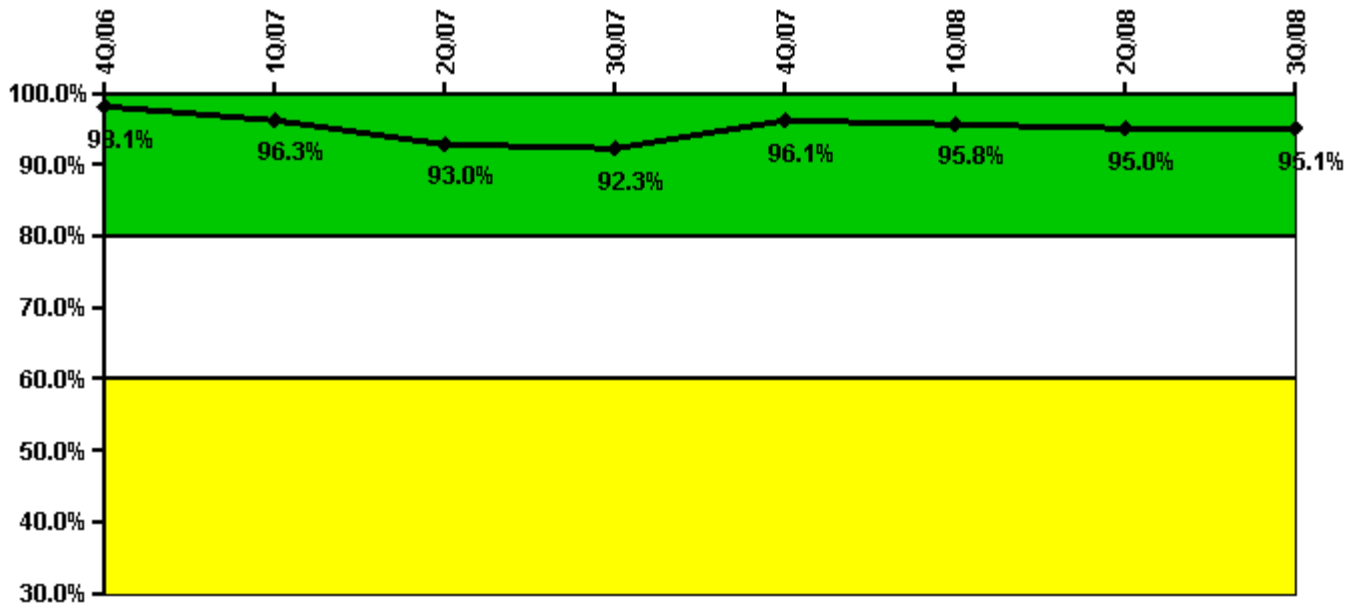
Thresholds: White < 90.0% Yellow < 70.0%

### Notes

Drill/Exercise Performance	4Q/06	1Q/07	2Q/07	3Q/07	4Q/07	1Q/08	2Q/08	3Q/08
Successful opportunities	7.0	39.0	29.0	26.0	26.0	71.0	18.0	31.0
Total opportunities	7.0	41.0	29.0	28.0	26.0	75.0	23.0	34.0
Indicator value	93.1%	94.0%	94.5%	93.5%	94.4%	95.3%	93.2%	93.9%

Licensee Comments: none

## ERO Drill Participation



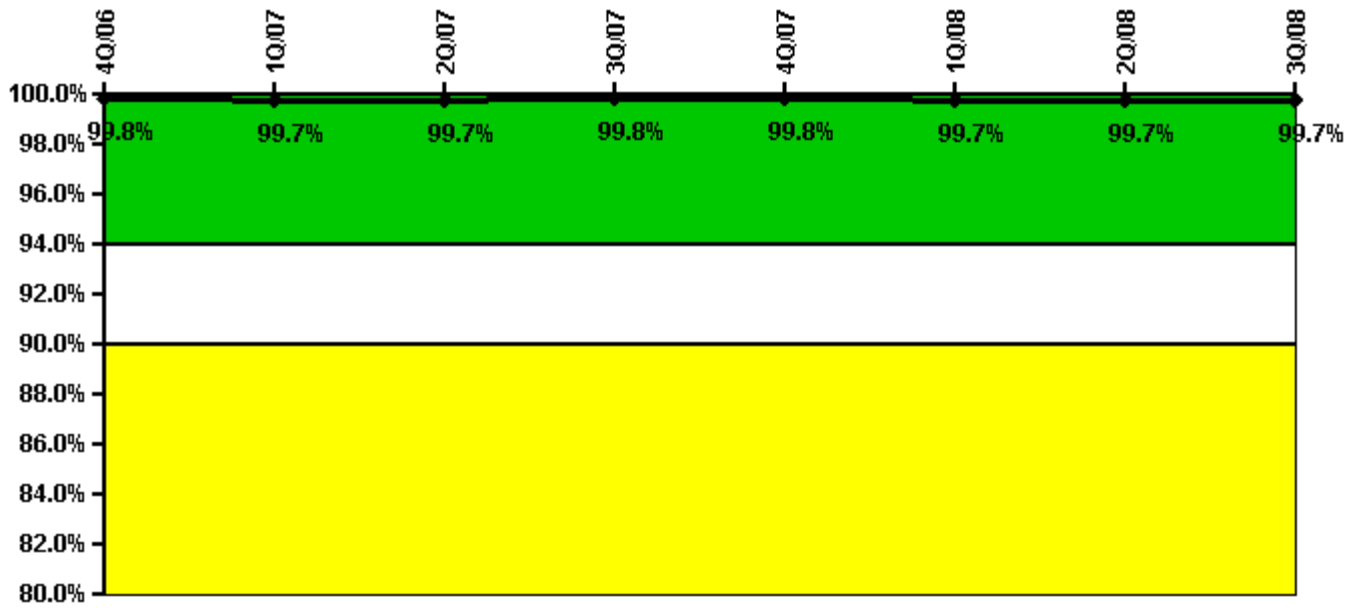
**Thresholds:** White < 80.0% Yellow < 60.0%

### Notes

ERO Drill Participation	4Q/06	1Q/07	2Q/07	3Q/07	4Q/07	1Q/08	2Q/08	3Q/08
Participating Key personnel	159.0	155.0	159.0	156.0	147.0	136.0	134.0	137.0
Total Key personnel	162.0	161.0	171.0	169.0	153.0	142.0	141.0	144.0
Indicator value	98.1%	96.3%	93.0%	92.3%	96.1%	95.8%	95.0%	95.1%

Licensee Comments: none

## Alert & Notification System



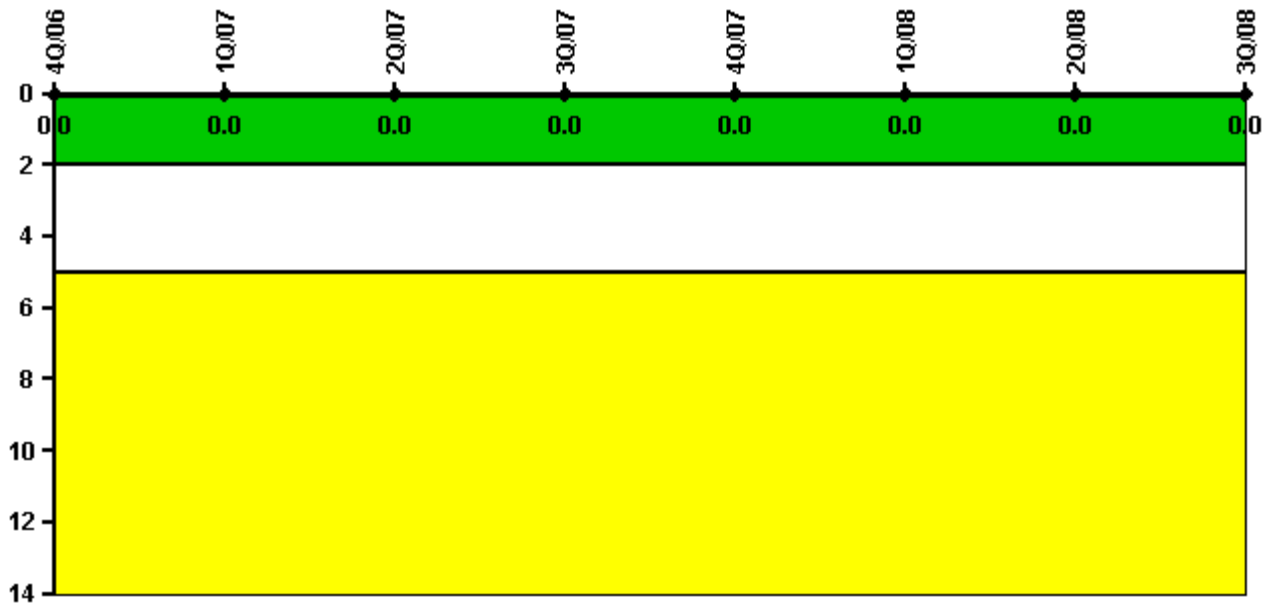
**Thresholds:** White < 94.0% Yellow < 90.0%

### Notes

Alert & Notification System	4Q/06	1Q/07	2Q/07	3Q/07	4Q/07	1Q/08	2Q/08	3Q/08
Successful siren-tests	1688	1684	1748	1753	1623	1811	1619	1622
Total sirens-tests	1690	1690	1755	1755	1625	1820	1625	1625
Indicator value	99.8%	99.7%	99.7%	99.8%	99.8%	99.7%	99.7%	99.7%

Licensee Comments: none

## Occupational Exposure Control Effectiveness



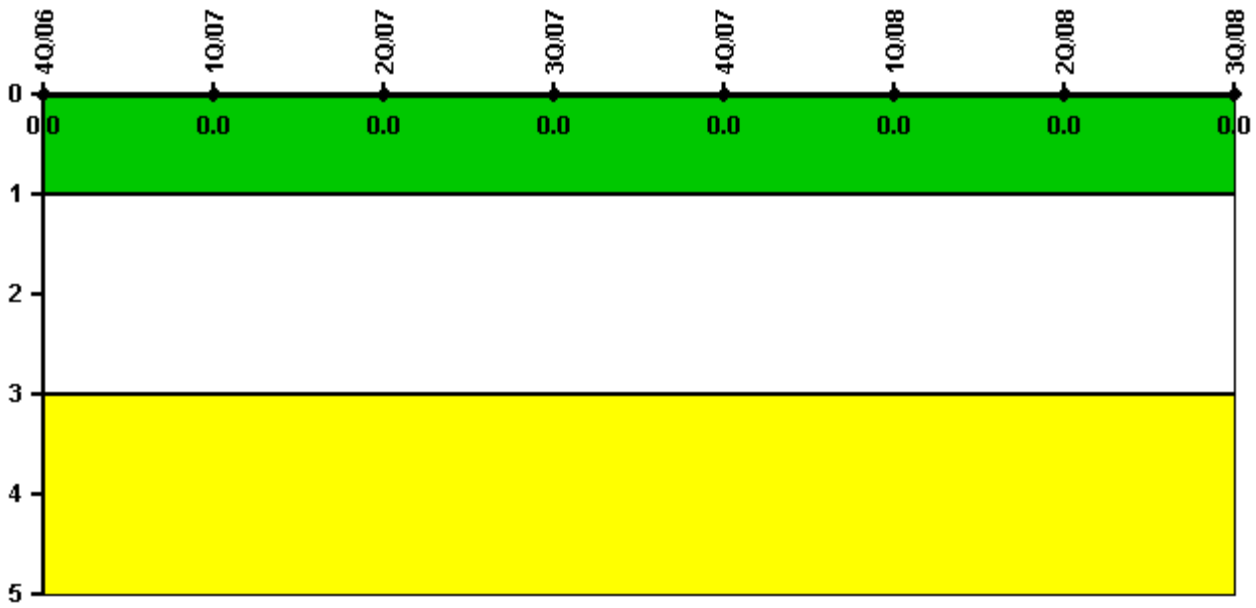
Thresholds: White > 2.0 Yellow > 5.0

### Notes

Occupational Exposure Control Effectiveness	4Q/06	1Q/07	2Q/07	3Q/07	4Q/07	1Q/08	2Q/08	3Q/08
High radiation area occurrences	0	0	0	0	0	0	0	0
Very high radiation area occurrences	0	0	0	0	0	0	0	0
Unintended exposure occurrences	0	0	0	0	0	0	0	0
<b>Indicator value</b>	<b>0</b>	<b>0</b>	<b>0</b>	<b>0</b>	<b>0</b>	<b>0</b>	<b>0</b>	<b>0</b>

Licensee Comments: none

## RETS/ODCM Radiological Effluent



Thresholds: White > 1.0 Yellow > 3.0

### Notes

RETS/ODCM Radiological Effluent	4Q/06	1Q/07	2Q/07	3Q/07	4Q/07	1Q/08	2Q/08	3Q/08
RETS/ODCM occurrences	0	0	0	0	0	0	0	0
Indicator value	0	0	0	0	0	0	0	0

Licensee Comments: none

Security information not publicly available.

▲ [Action Matrix Summary](#) | [Inspection Findings Summary](#) | [PI Summary](#) | [Reactor Oversight Process](#)

Last Modified: November 26, 2008