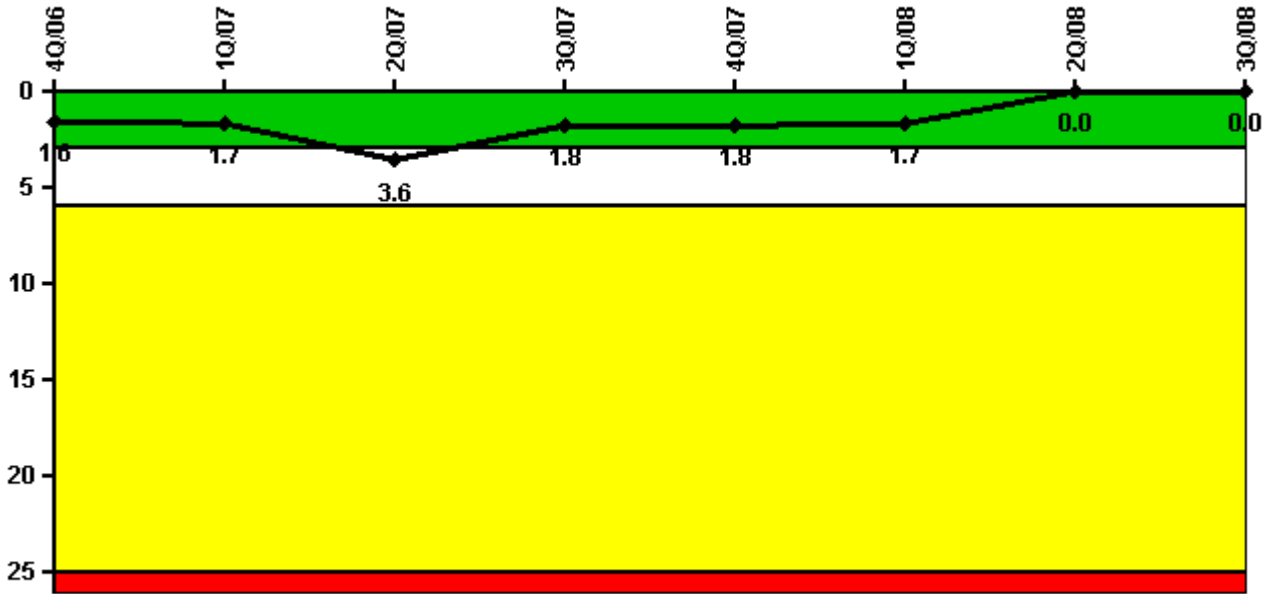


Indian Point 3

3Q/2008 Performance Indicators

Licensee's General Comments: Some SI and RHR unavailability hours for previous reporting periods were revised to include all applicable hours after a verification review determined some unavailability hours for SI and RHR had not been included based on component tag out times and actual component availability. PI remained within the Green band. Total unavailable hours added covering the period 4Q06-2Q08 for the follow components: Unit 3: 31 SI=4.23, 32 SI=1.15, 33 SI=3.23 31 RHR=1.06, 32 RHR=3.79

Unplanned Scrams per 7000 Critical Hrs



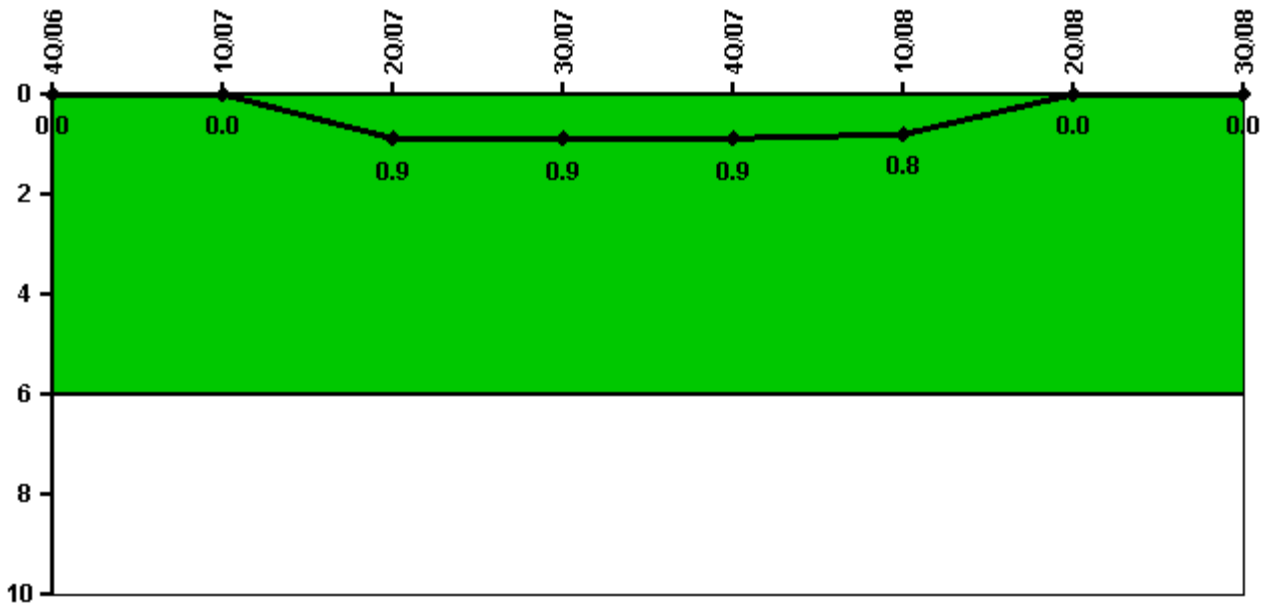
Thresholds: White > 3.0 Yellow > 6.0 Red > 25.0

Notes

Unplanned Scrams per 7000 Critical Hrs	4Q/06	1Q/07	2Q/07	3Q/07	4Q/07	1Q/08	2Q/08	3Q/08
Unplanned scrams	0	0	2.0	0	0	0	0	0
Critical hours	2209.0	1594.1	1712.6	2208.0	2209.0	2183.0	2184.0	2208.0
Indicator value	1.6	1.7	3.6	1.8	1.8	1.7	0	0

Licensee Comments: none

Unplanned Power Changes per 7000 Critical Hrs



Thresholds: White > 6.0

Notes

Unplanned Power Changes per 7000 Critical Hrs	4Q/06	1Q/07	2Q/07	3Q/07	4Q/07	1Q/08	2Q/08	3Q/08
Unplanned power changes	0	0	1.0	0	0	0	0	0
Critical hours	2209.0	1594.1	1712.6	2208.0	2209.0	2183.0	2184.0	2208.0
Indicator value	0	0	0.9	0.9	0.9	0.8	0	0

Licensee Comments: none

Unplanned Scrams with Complications



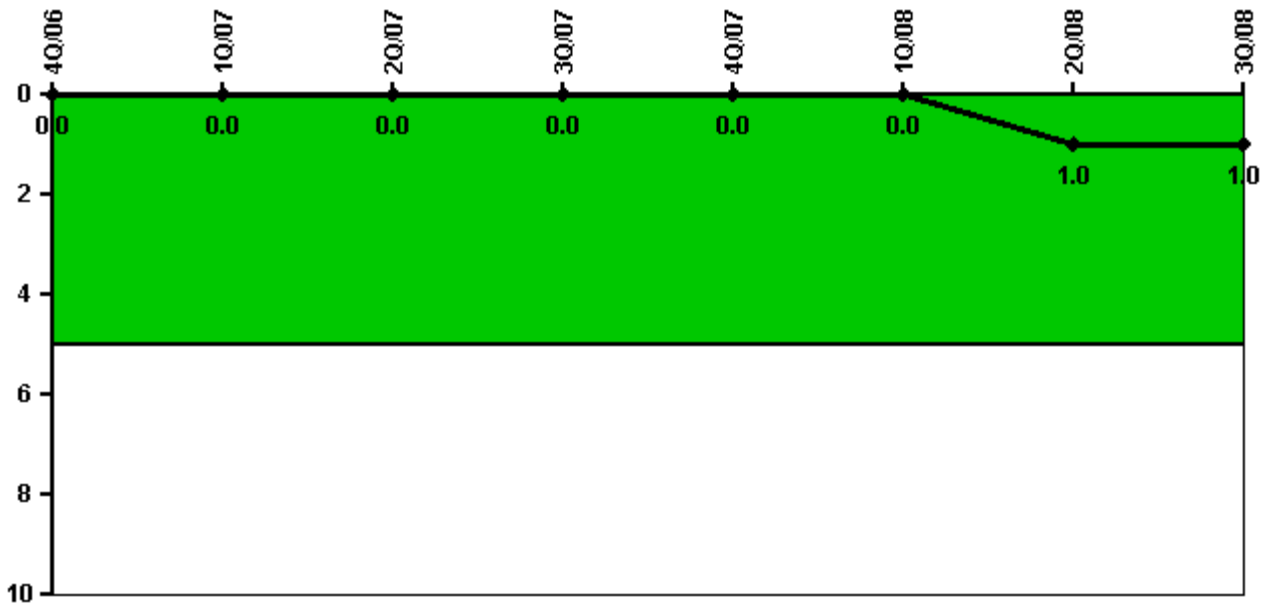
Thresholds: White > 1.0

Notes

Unplanned Scrams with Complications	4Q/06	1Q/07	2Q/07	3Q/07	4Q/07	1Q/08	2Q/08	3Q/08
Scrams with complications	0	0	0	0	0	0	0	0
Indicator value				0.0	0.0	0.0	0.0	0.0

Licensee Comments: none

Safety System Functional Failures (PWR)



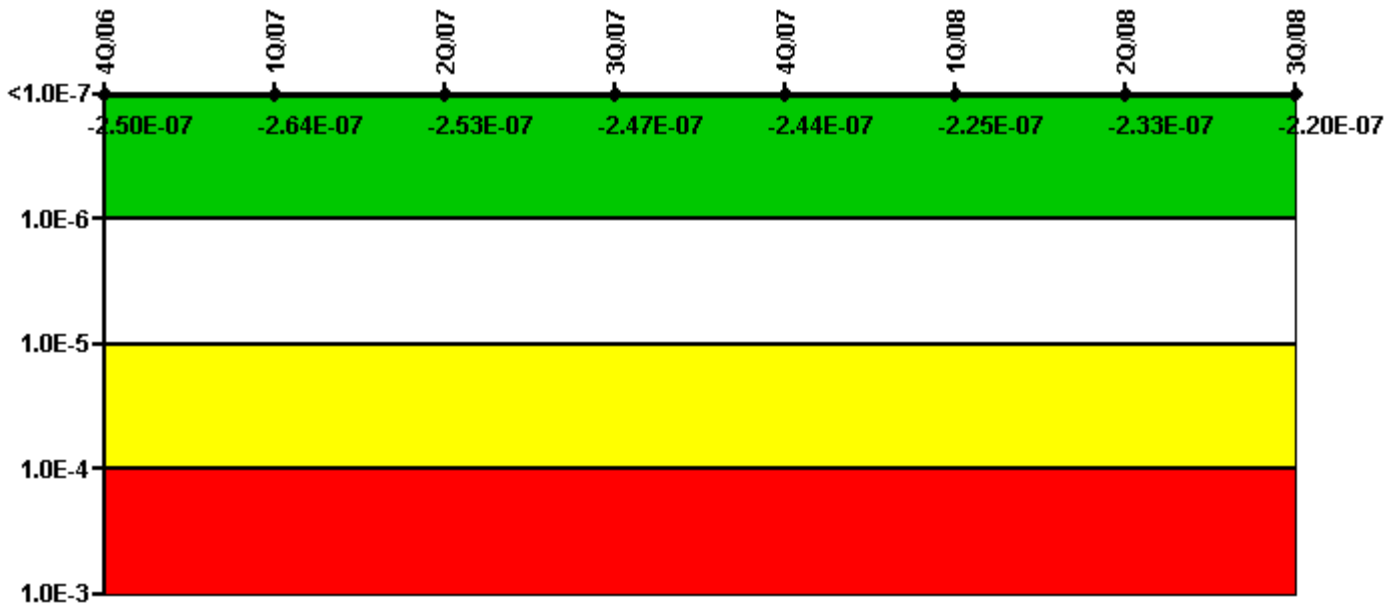
Thresholds: White > 5.0

Notes

Safety System Functional Failures (PWR)	4Q/06	1Q/07	2Q/07	3Q/07	4Q/07	1Q/08	2Q/08	3Q/08
Safety System Functional Failures	0	0	0	0	0	0	1	0
Indicator value	0	0	0	0	0	0	1	1

Licensee Comments: none

Mitigating Systems Performance Index, Emergency AC Power System



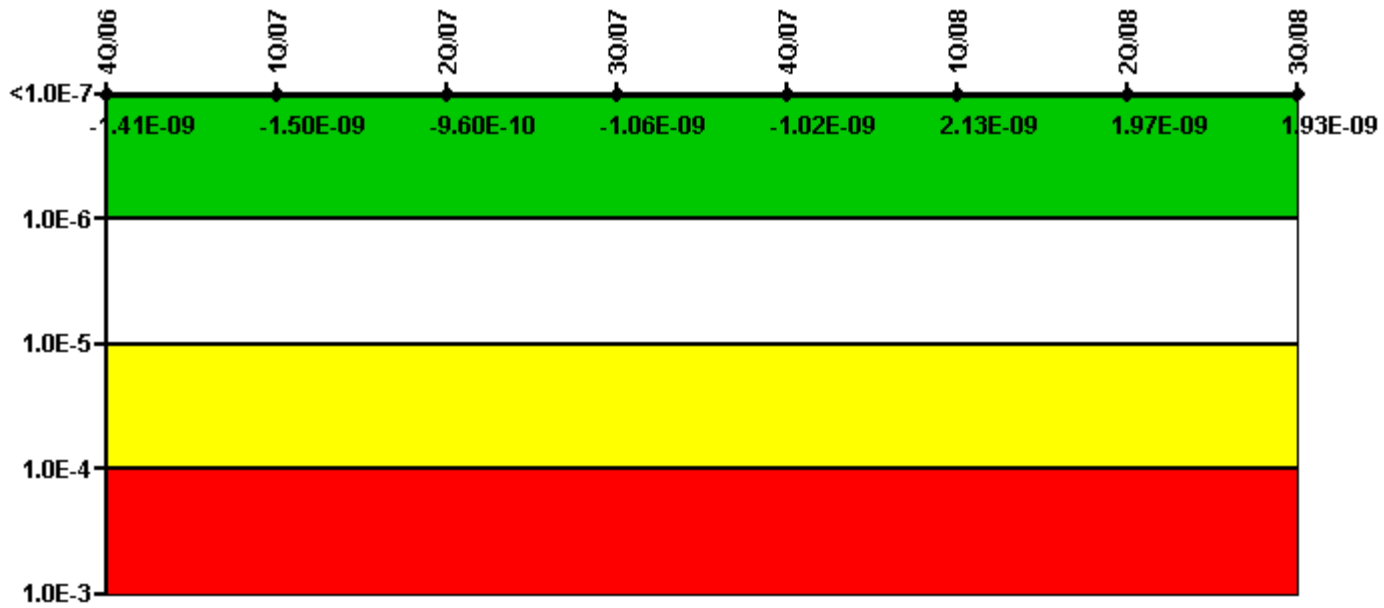
Thresholds: White > 1.00E-6 Yellow > 1.00E-5 Red > 1.00E-4

Notes

Mitigating Systems Performance Index, Emergency AC Power System	4Q/06	1Q/07	2Q/07	3Q/07	4Q/07	1Q/08	2Q/08	3Q/08
UAI (Δ CDF)	3.00E-08	3.60E-08	4.70E-08	5.30E-08	5.60E-08	6.50E-08	5.70E-08	7.00E-08
URI (Δ CDF)	-2.80E-07	-3.00E-07	-3.00E-07	-3.00E-07	-3.00E-07	-2.90E-07	-2.90E-07	-2.90E-07
PLE	NO	NO	NO	NO	NO	NO	NO	NO
Indicator value	-2.50E-07	-2.64E-07	-2.53E-07	-2.47E-07	-2.44E-07	-2.25E-07	-2.33E-07	-2.20E-07

Licensee Comments: none

Mitigating Systems Performance Index, High Pressure Injection System



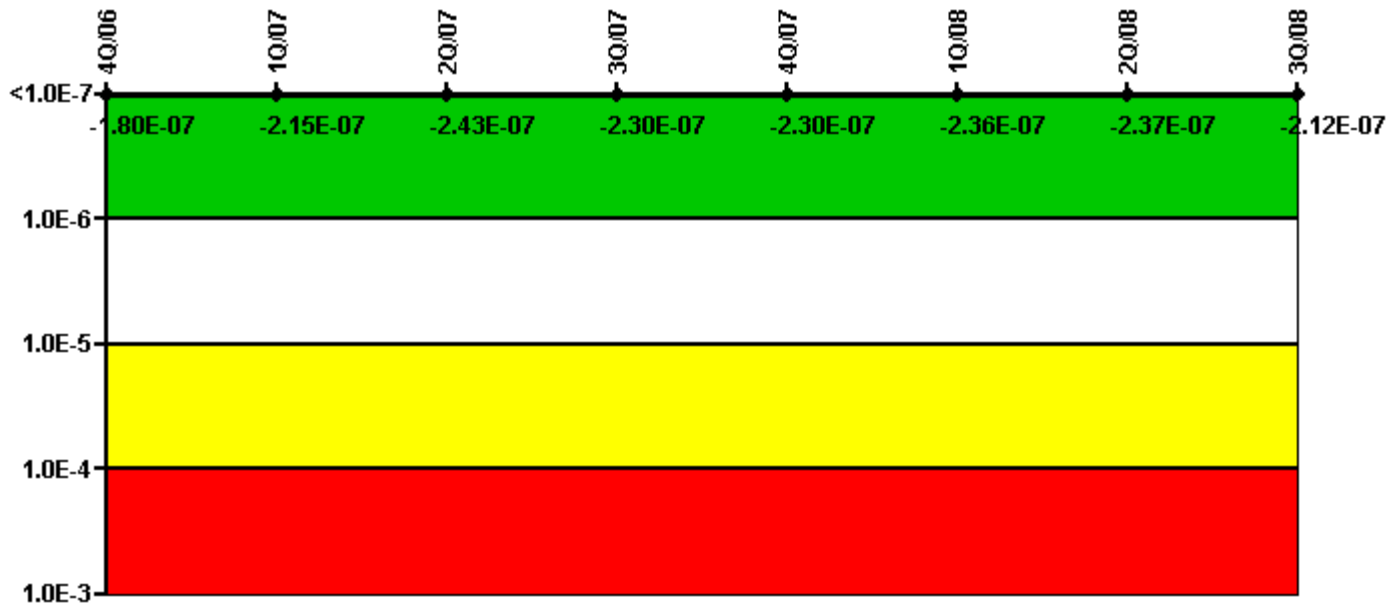
Thresholds: White > 1.00E-6 Yellow > 1.00E-5 Red > 1.00E-4

Notes

Mitigating Systems Performance Index, High Pressure Injection System	4Q/06	1Q/07	2Q/07	3Q/07	4Q/07	1Q/08	2Q/08	3Q/08
UAI (Δ CDF)	-2.10E-10	-2.00E-10	3.40E-10	2.40E-10	2.80E-10	3.30E-10	2.70E-10	1.30E-10
URI (Δ CDF)	-1.20E-09	-1.30E-09	-1.30E-09	-1.30E-09	-1.30E-09	1.80E-09	1.70E-09	1.80E-09
PLE	NO	NO	NO	NO	NO	NO	NO	NO
Indicator value	-1.41E-09	-1.50E-09	-9.60E-10	-1.06E-09	-1.02E-09	2.13E-09	1.97E-09	1.93E-09

Licensee Comments: none

Mitigating Systems Performance Index, Heat Removal System



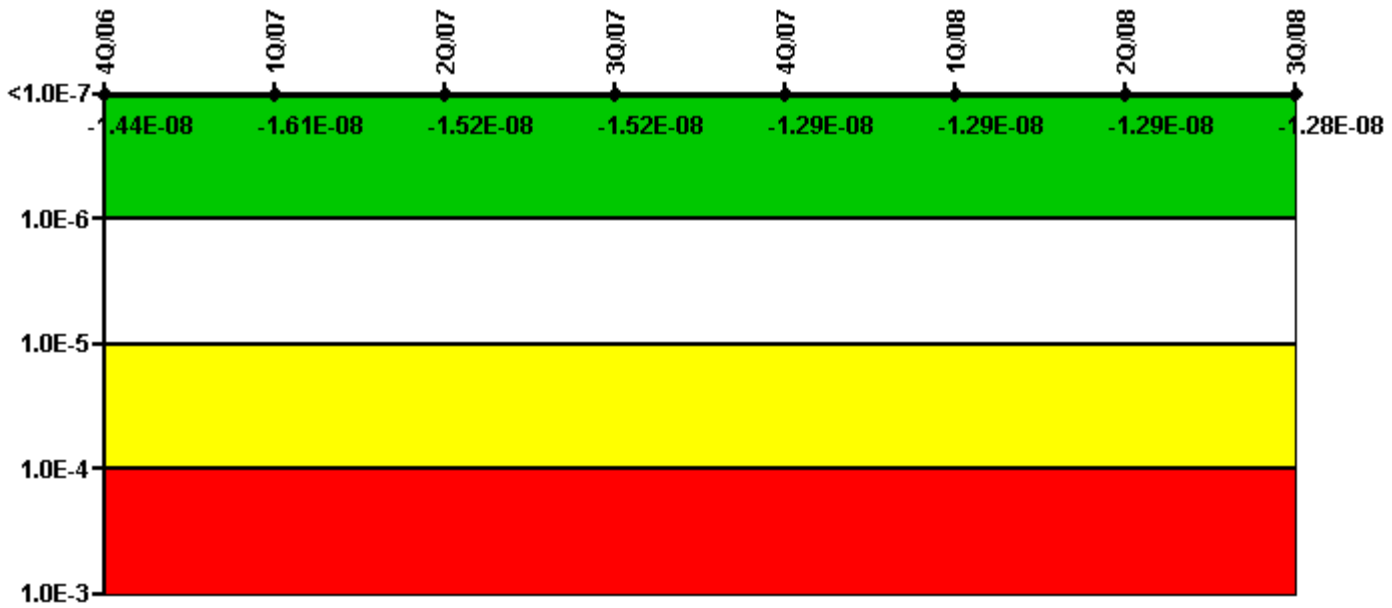
Thresholds: White > 1.00E-6 Yellow > 1.00E-5 Red > 1.00E-4

Notes

Mitigating Systems Performance Index, Heat Removal System	4Q/06	1Q/07	2Q/07	3Q/07	4Q/07	1Q/08	2Q/08	3Q/08
UAI (Δ CDF)	-2.00E-08	-2.50E-08	-2.30E-08	3.20E-10	-9.60E-09	-1.60E-08	-1.70E-08	-2.10E-09
URI (Δ CDF)	-1.60E-07	-1.90E-07	-2.20E-07	-2.30E-07	-2.20E-07	-2.20E-07	-2.20E-07	-2.10E-07
PLE	NO	NO	NO	NO	NO	NO	NO	NO
Indicator value	-1.80E-07	-2.15E-07	-2.43E-07	-2.30E-07	-2.30E-07	-2.36E-07	-2.37E-07	-2.12E-07

Licensee Comments: none

Mitigating Systems Performance Index, Residual Heat Removal System



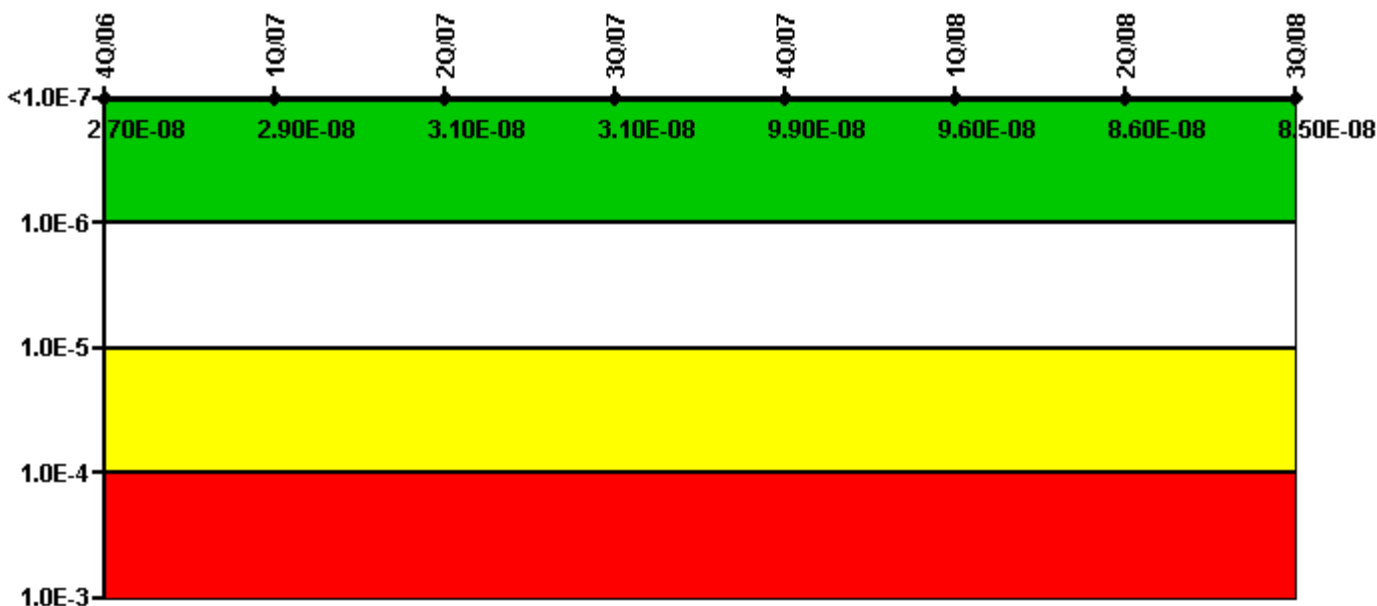
Thresholds: White > 1.00E-6 Yellow > 1.00E-5 Red > 1.00E-4

Notes

Mitigating Systems Performance Index, Residual Heat Removal System	4Q/06	1Q/07	2Q/07	3Q/07	4Q/07	1Q/08	2Q/08	3Q/08
UAI (Δ CDF)	-1.20E-08	-1.20E-08	-1.10E-08	-1.10E-08	-8.90E-09	-9.00E-09	-9.00E-09	-9.00E-09
URI (Δ CDF)	-2.40E-09	-4.10E-09	-4.20E-09	-4.20E-09	-4.00E-09	-3.90E-09	-3.90E-09	-3.80E-09
PLE	NO	NO	NO	NO	NO	NO	NO	NO
Indicator value	-1.44E-08	-1.61E-08	-1.52E-08	-1.52E-08	-1.29E-08	-1.29E-08	-1.29E-08	-1.28E-08

Licensee Comments: none

Mitigating Systems Performance Index, Cooling Water Systems



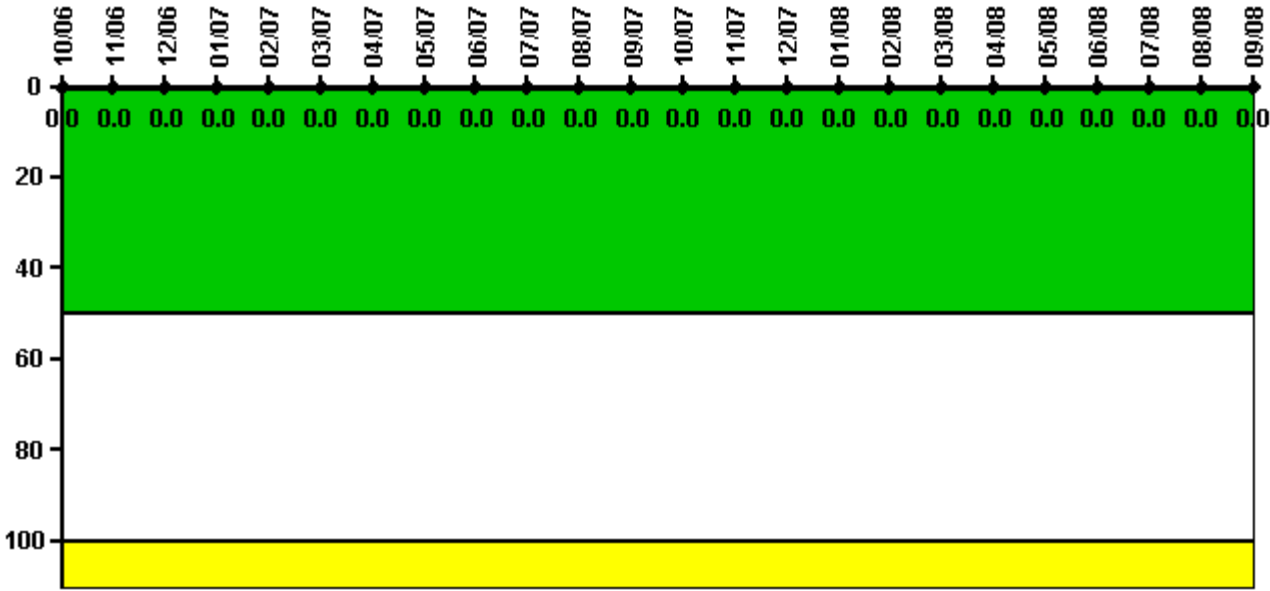
Thresholds: White > 1.00E-6 Yellow > 1.00E-5 Red > 1.00E-4

Notes

Mitigating Systems Performance Index, Cooling Water Systems	4Q/06	1Q/07	2Q/07	3Q/07	4Q/07	1Q/08	2Q/08	3Q/08
UAI (Δ CDF)	4.00E-08	4.30E-08	4.50E-08	4.50E-08	7.50E-08	7.10E-08	6.10E-08	6.00E-08
URI (Δ CDF)	-1.30E-08	-1.40E-08	-1.40E-08	-1.40E-08	2.40E-08	2.50E-08	2.50E-08	2.50E-08
PLE	NO	NO	NO	NO	NO	NO	NO	NO
Indicator value	2.70E-08	2.90E-08	3.10E-08	3.10E-08	9.90E-08	9.60E-08	8.60E-08	8.50E-08

Licensee Comments: none

Reactor Coolant System Activity



Thresholds: White > 50.0 Yellow > 100.0

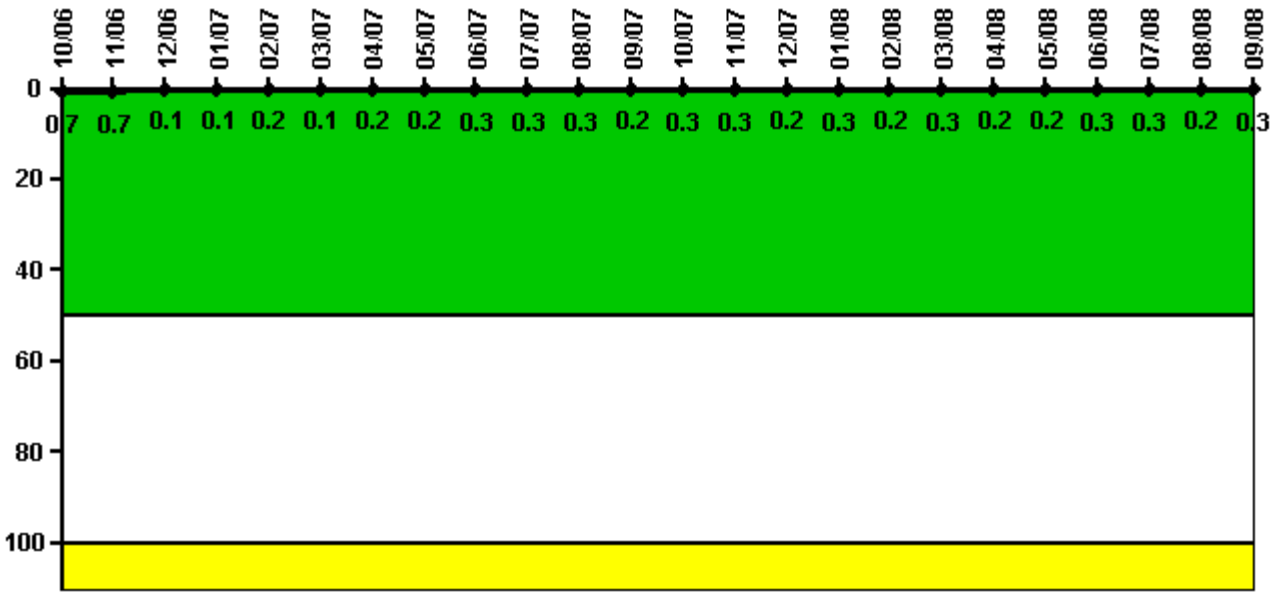
Notes

Reactor Coolant System Activity	10/06	11/06	12/06	1/07	2/07	3/07	4/07	5/07	6/07	7/07	8/07	9/07
Maximum activity	0.000327	0.000326	0.000326	0.000332	0.000334	0.000336	0.000153	0.000164	0.000281	0.000237	0.000169	0.000173
Technical specification limit	1.0	1.0	1.0	1.0	1.0	1.0	1.0	1.0	1.0	1.0	1.0	1.0
Indicator value	0	0	0	0	0	0	0	0	0	0	0	0

Reactor Coolant System Activity	10/07	11/07	12/07	1/08	2/08	3/08	4/08	5/08	6/08	7/08	8/08	9/08
Maximum activity	0.000168	0.000185	0.000170	0.000157	0.000172	0.000197	0.000216	0.000397	0.000227	0.000257	0.000236	0.000228
Technical specification limit	1.0	1.0	1.0	1.0	1.0	1.0	1.0	1.0	1.0	1.0	1.0	1.0
Indicator value	0	0	0	0	0	0	0	0	0	0	0	0

Licensee Comments: none

Reactor Coolant System Leakage



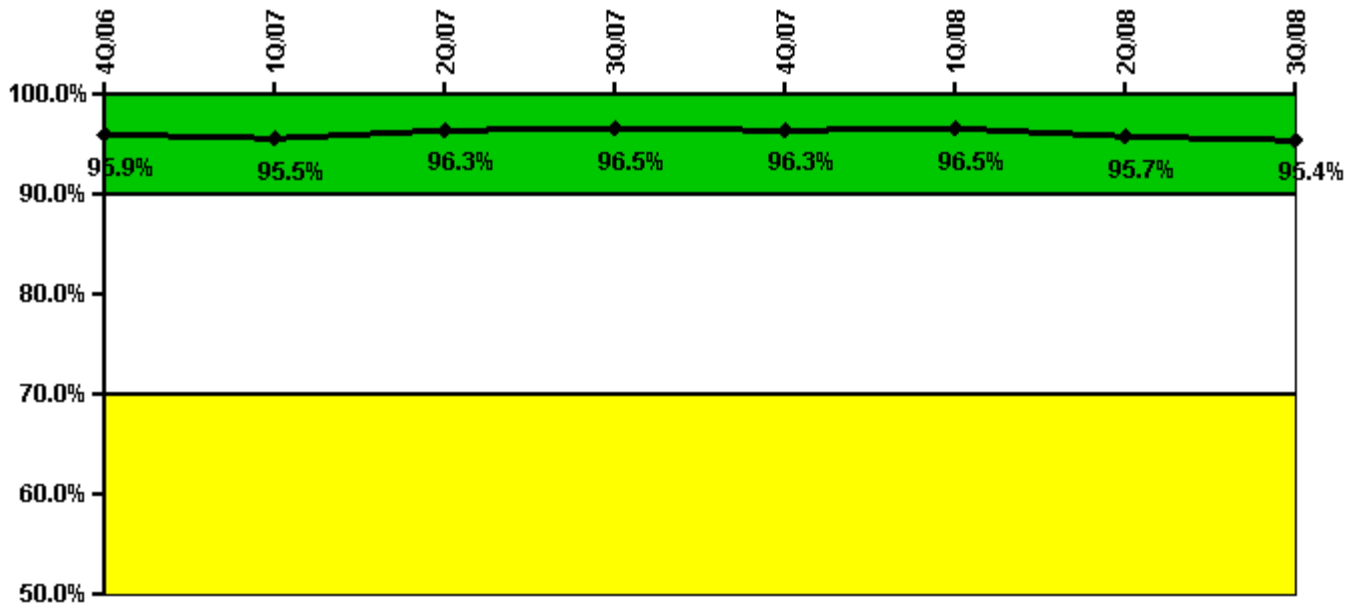
Thresholds: White > 50.0 Yellow > 100.0

Notes

Reactor Coolant System Leakage	10/06	11/06	12/06	1/07	2/07	3/07	4/07	5/07	6/07	7/07	8/07	9/07
Maximum leakage	0.070	0.070	0.010	0.010	0.020	0.010	0.020	0.020	0.030	0.030	0.030	0.020
Technical specification limit	10.0	10.0	10.0	10.0	10.0	10.0	10.0	10.0	10.0	10.0	10.0	10.0
Indicator value	0.7	0.7	0.1	0.1	0.2	0.1	0.2	0.2	0.3	0.3	0.3	0.2
Reactor Coolant System Leakage	10/07	11/07	12/07	1/08	2/08	3/08	4/08	5/08	6/08	7/08	8/08	9/08
Maximum leakage	0.030	0.030	0.020	0.030	0.020	0.030	0.020	0.020	0.030	0.030	0.020	0.030
Technical specification limit	10.0	10.0	10.0	10.0	10.0	10.0	10.0	10.0	10.0	10.0	10.0	10.0
Indicator value	0.3	0.3	0.2	0.3	0.2	0.3	0.2	0.2	0.3	0.3	0.2	0.3

Licensee Comments: none

Drill/Exercise Performance



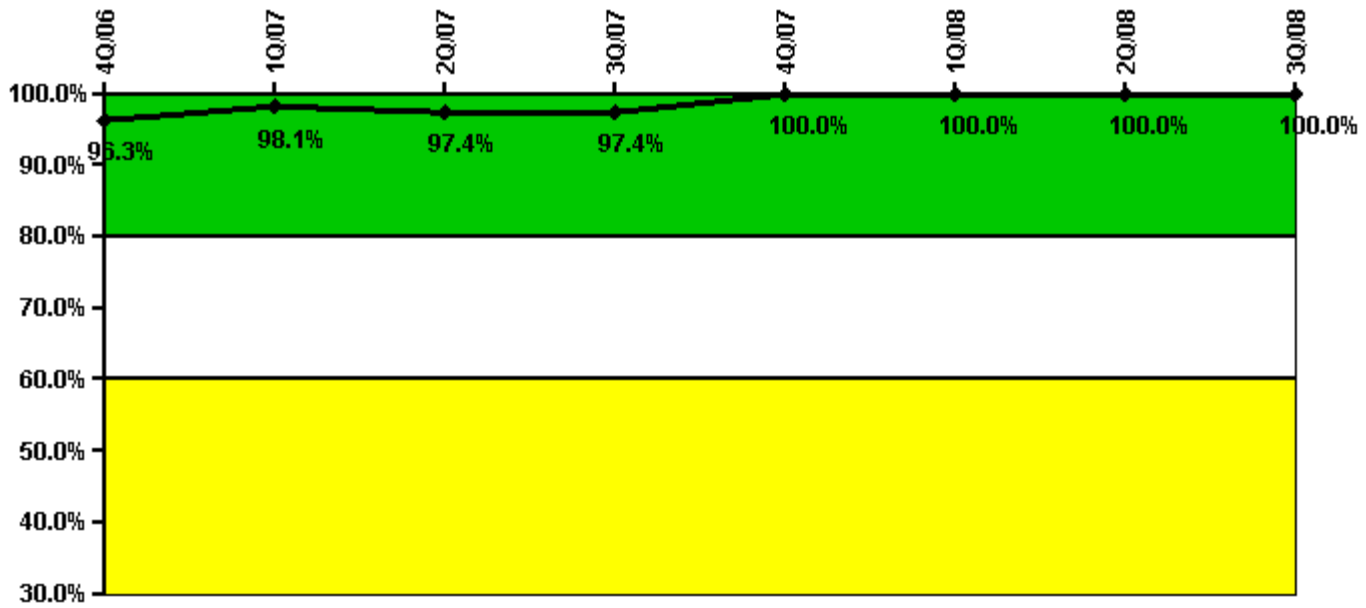
Thresholds: White < 90.0% Yellow < 70.0%

Notes

Drill/Exercise Performance	4Q/06	1Q/07	2Q/07	3Q/07	4Q/07	1Q/08	2Q/08	3Q/08
Successful opportunities	11.0	19.0	57.0	72.0	66.0	28.0	50.0	90.0
Total opportunities	14.0	20.0	58.0	75.0	71.0	28.0	54.0	92.0
Indicator value	95.9%	95.5%	96.3%	96.5%	96.3%	96.5%	95.7%	95.4%

Licensee Comments: none

ERO Drill Participation



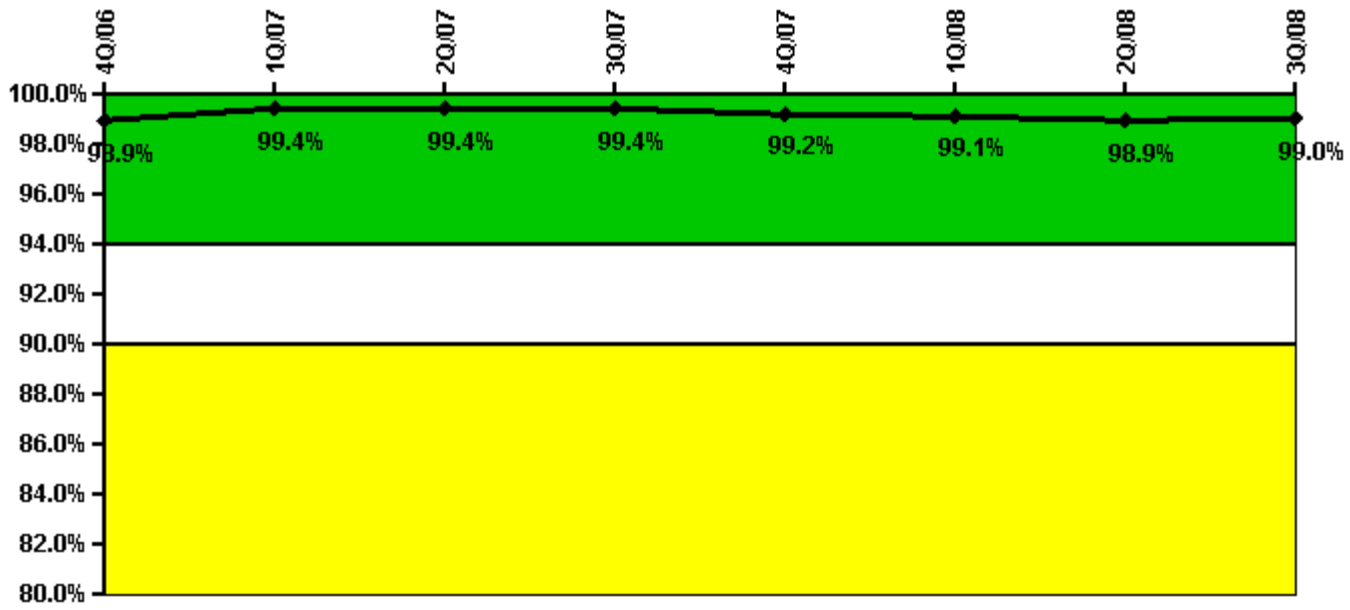
Thresholds: White < 80.0% Yellow < 60.0%

Notes

ERO Drill Participation	4Q/06	1Q/07	2Q/07	3Q/07	4Q/07	1Q/08	2Q/08	3Q/08
Participating Key personnel	104.0	106.0	114.0	113.0	111.0	114.0	99.0	94.0
Total Key personnel	108.0	108.0	117.0	116.0	111.0	114.0	99.0	94.0
Indicator value	96.3%	98.1%	97.4%	97.4%	100.0%	100.0%	100.0%	100.0%

Licensee Comments: none

Alert & Notification System



Thresholds: White < 94.0% Yellow < 90.0%

Notes

Alert & Notification System	4Q/06	1Q/07	2Q/07	3Q/07	4Q/07	1Q/08	2Q/08	3Q/08
Successful siren-tests	885	728	965	536	618	786	627	486
Total sirens-tests	888	732	974	540	625	793	637	488
Indicator value	98.9%	99.4%	99.4%	99.4%	99.2%	99.1%	98.9%	99.0%

Licensee Comments: none

Occupational Exposure Control Effectiveness



Thresholds: White > 2.0 Yellow > 5.0

Notes

Occupational Exposure Control Effectiveness	4Q/06	1Q/07	2Q/07	3Q/07	4Q/07	1Q/08	2Q/08	3Q/08
High radiation area occurrences	0	0	0	0	0	0	0	0
Very high radiation area occurrences	0	0	0	0	0	0	0	0
Unintended exposure occurrences	0	0	0	0	0	0	0	0
Indicator value	0	0	0	0	0	0	0	0

Licensee Comments: none

RETS/ODCM Radiological Effluent



Thresholds: White > 1.0 Yellow > 3.0

Notes

RETS/ODCM Radiological Effluent	4Q/06	1Q/07	2Q/07	3Q/07	4Q/07	1Q/08	2Q/08	3Q/08
RETS/ODCM occurrences	0	0	0	0	0	0	0	0
Indicator value	0	0	0	0	0	0	0	0

Licensee Comments: none

[Security](#) information not publicly available.