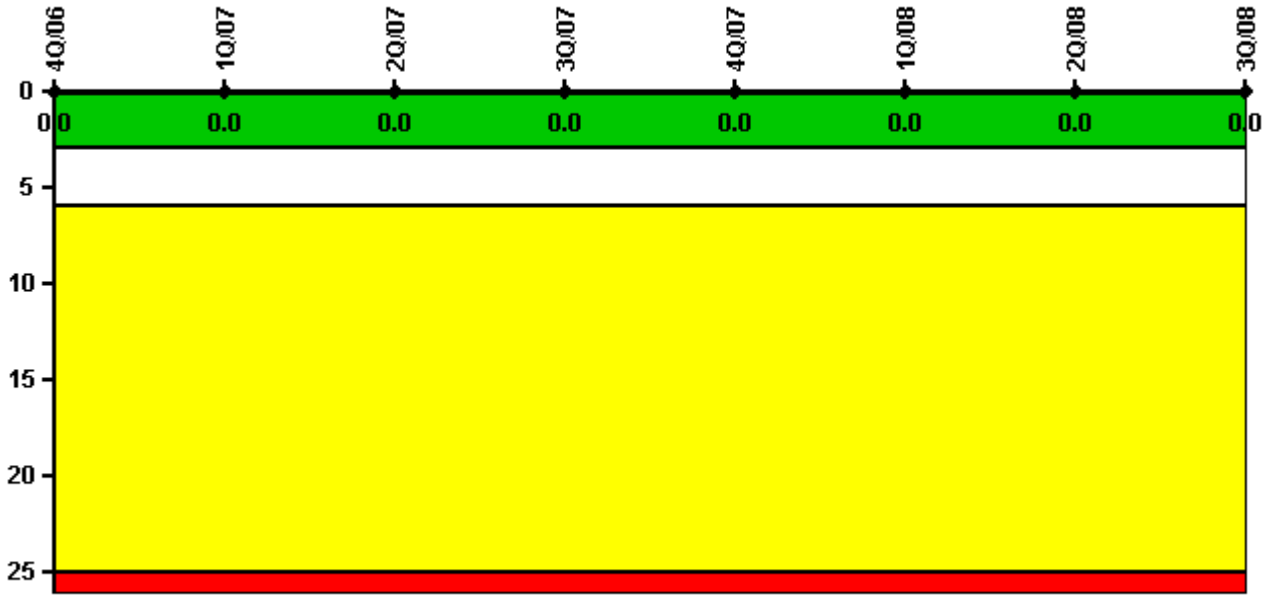


# Farley 1

## 3Q/2008 Performance Indicators

Licensee's General Comments: Added new Core Damage Frequency values effective Q3 2008.

### Unplanned Scrams per 7000 Critical Hrs



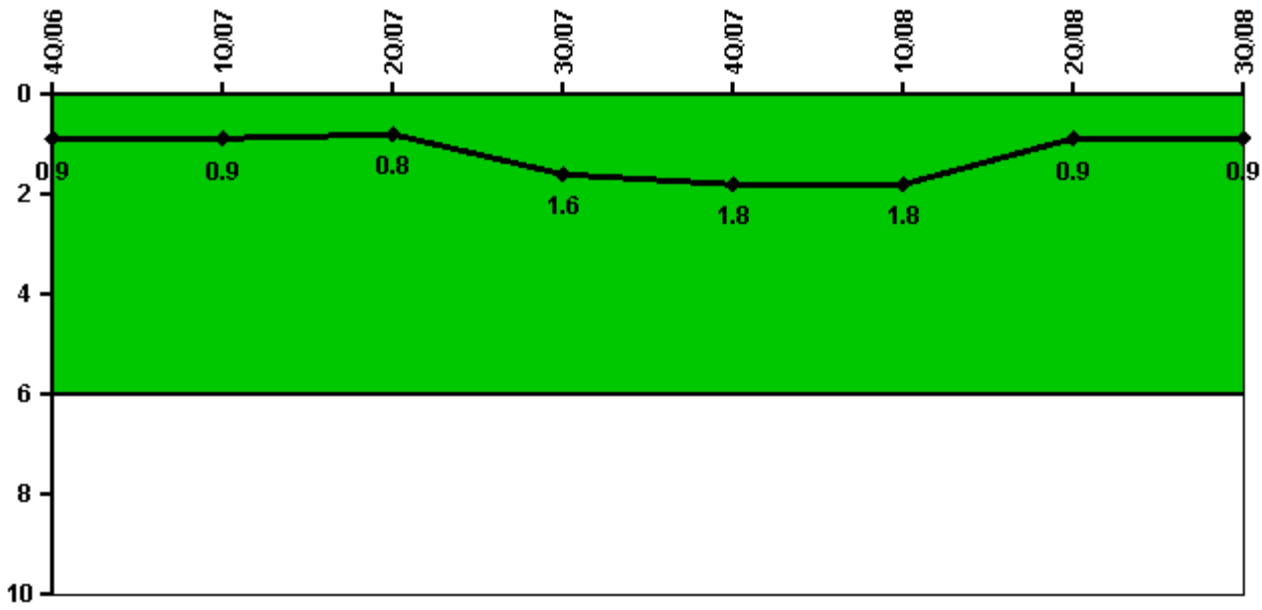
Thresholds: White > 3.0 Yellow > 6.0 Red > 25.0

### Notes

Unplanned Scrams per 7000 Critical Hrs	4Q/06	1Q/07	2Q/07	3Q/07	4Q/07	1Q/08	2Q/08	3Q/08
Unplanned scrams	0	0	0	0	0	0	0	0
Critical hours	2209.0	2159.0	2184.0	2160.5	1185.6	2183.0	2184.0	2044.8
Indicator value	0	0	0	0	0	0	0	0

Licensee Comments: none

## Unplanned Power Changes per 7000 Critical Hrs



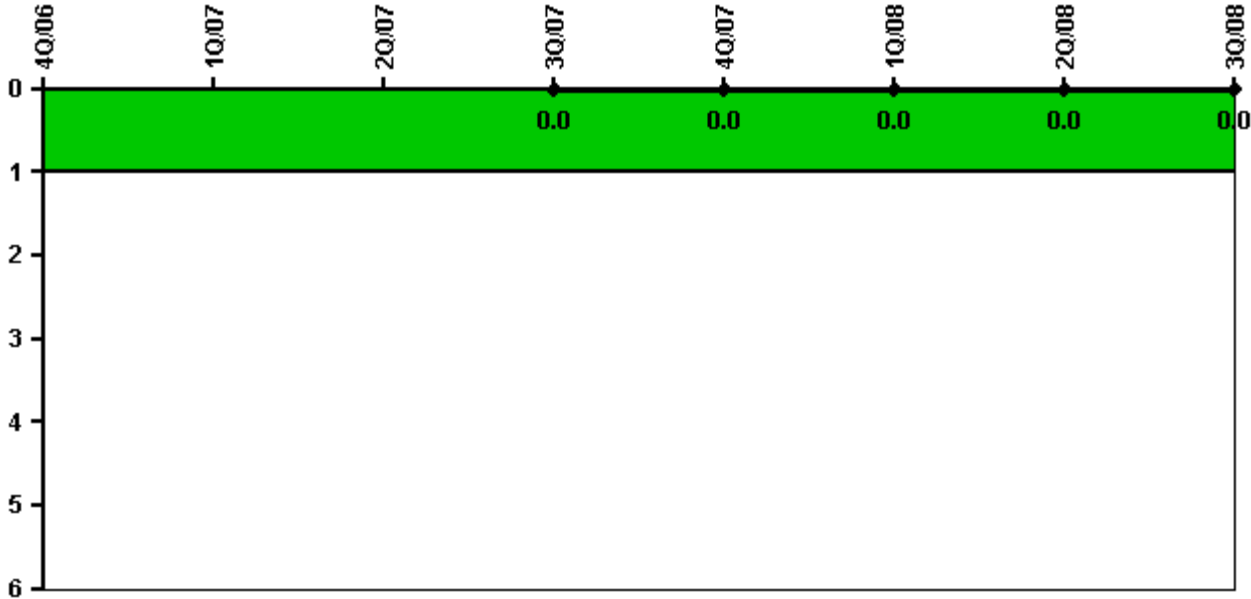
Thresholds: White > 6.0

### Notes

Unplanned Power Changes per 7000 Critical Hrs	4Q/06	1Q/07	2Q/07	3Q/07	4Q/07	1Q/08	2Q/08	3Q/08
Unplanned power changes	0	0	1.0	1.0	0	0	0	1.0
Critical hours	2209.0	2159.0	2184.0	2160.5	1185.6	2183.0	2184.0	2044.8
Indicator value	0.9	0.9	0.8	1.6	1.8	1.8	0.9	0.9

Licensee Comments: none

# Unplanned Scrams with Complications



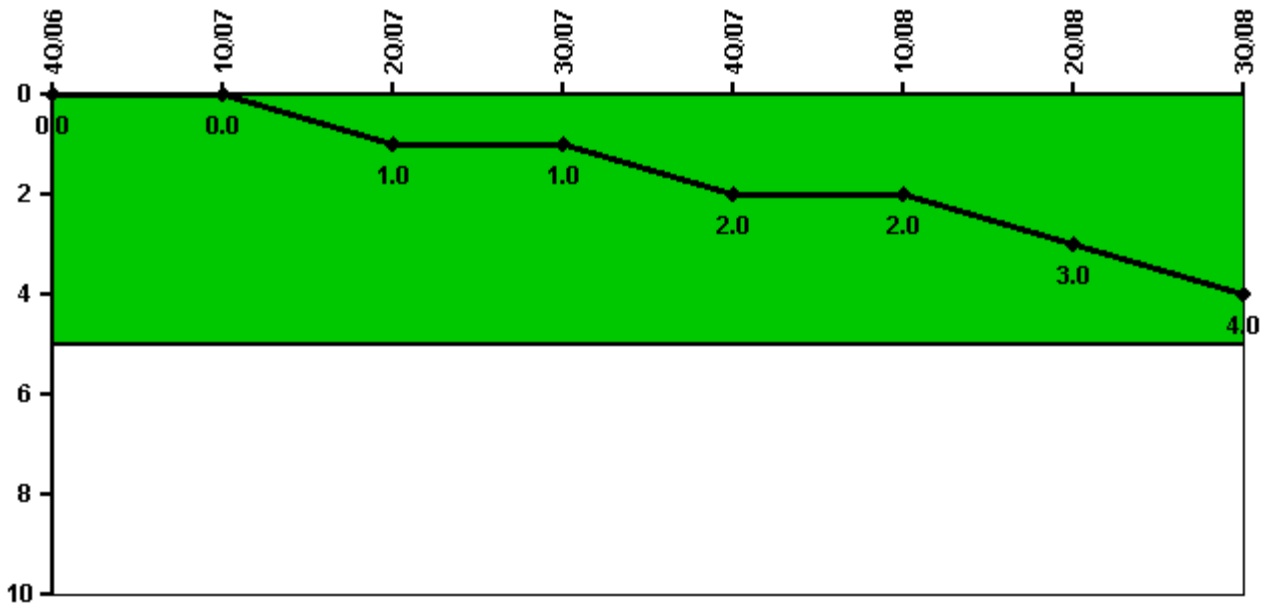
Thresholds: White > 1.0

**Notes**

Unplanned Scrams with Complications	4Q/06	1Q/07	2Q/07	3Q/07	4Q/07	1Q/08	2Q/08	3Q/08
Scrams with complications	0	0	0	0	0	0	0	0
Indicator value				0.0	0.0	0.0	0.0	0.0

Licensee Comments: none

## Safety System Functional Failures (PWR)



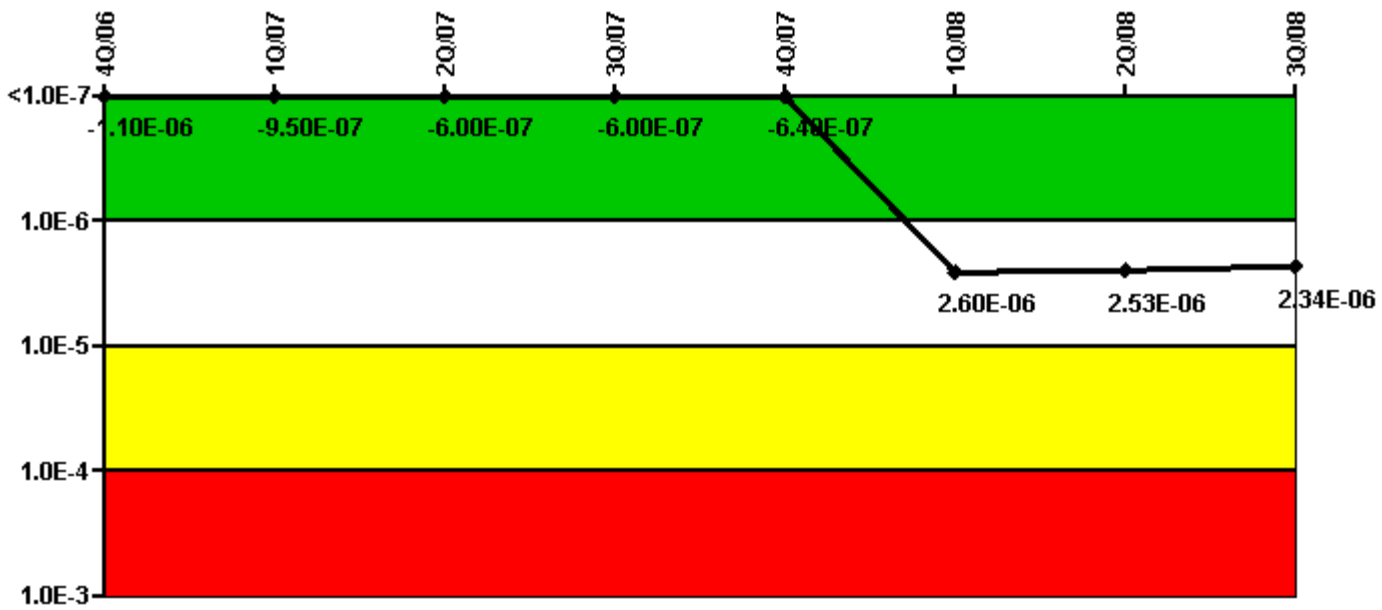
Thresholds: White > 5.0

### Notes

Safety System Functional Failures (PWR)	4Q/06	1Q/07	2Q/07	3Q/07	4Q/07	1Q/08	2Q/08	3Q/08
Safety System Functional Failures	0	0	1	0	1	0	2	1
Indicator value	0	0	1	1	2	2	3	4

Licensee Comments: none

# Mitigating Systems Performance Index, Emergency AC Power System



Thresholds: White > 1.00E-6 Yellow > 1.00E-5 Red > 1.00E-4

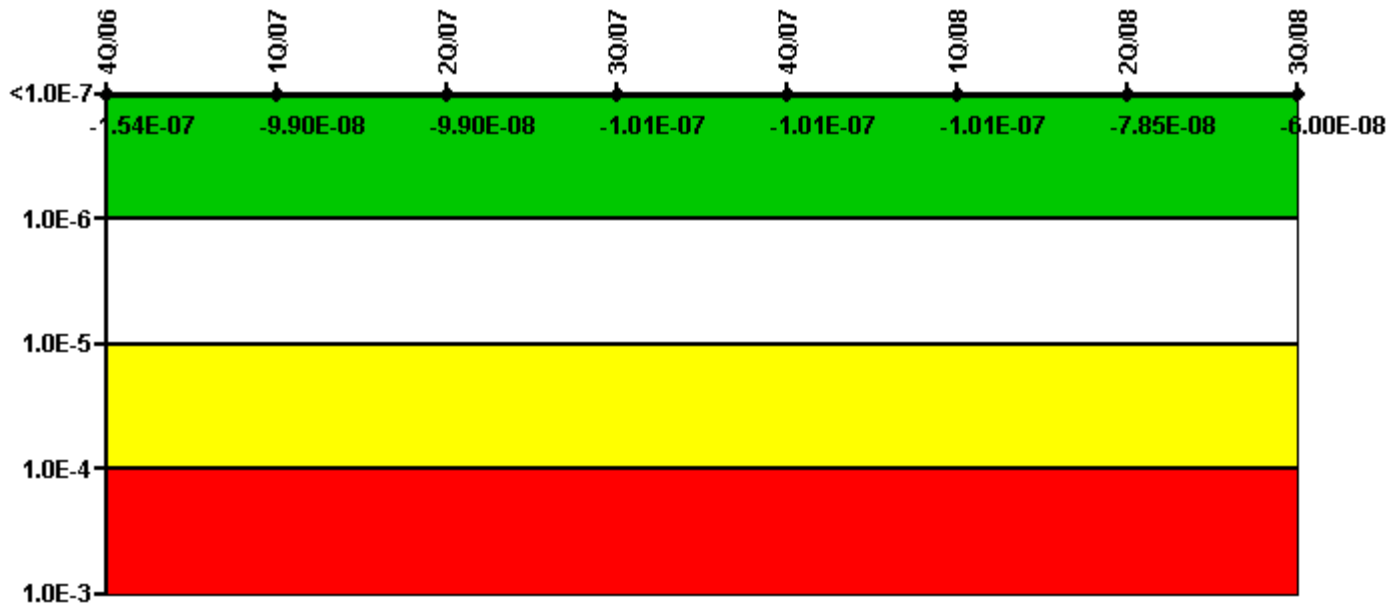
## Notes

Mitigating Systems Performance Index, Emergency AC Power System	4Q/06	1Q/07	2Q/07	3Q/07	4Q/07	1Q/08	2Q/08	3Q/08
UAI (ΔCDF)	3.00E-07	4.50E-07	4.00E-07	4.00E-07	3.60E-07	8.00E-07	7.30E-07	3.40E-07
URI (ΔCDF)	-1.40E-06	-1.40E-06	-1.00E-06	-1.00E-06	-1.00E-06	1.80E-06	1.80E-06	2.00E-06
PLE	NO	NO	NO	NO	NO	NO	NO	NO
Indicator value	-1.10E-06	-9.50E-07	-6.00E-07	-6.00E-07	-6.40E-07	2.60E-06	2.53E-06	2.34E-06

Licensee Comments:

3Q/08: Risk Cap Invoked.

# Mitigating Systems Performance Index, High Pressure Injection System




Thresholds: White > 1.00E-6 Yellow > 1.00E-5 Red > 1.00E-4

## Notes

Mitigating Systems Performance Index, High Pressure Injection System	4Q/06	1Q/07	2Q/07	3Q/07	4Q/07	1Q/08	2Q/08	3Q/08
UAI ( $\Delta$ CDF)	-8.40E-08	-2.90E-08	-2.90E-08	-3.10E-08	-3.10E-08	-3.10E-08	-8.50E-09	-8.00E-09
URI ( $\Delta$ CDF)	-7.00E-08	-7.00E-08	-7.00E-08	-7.00E-08	-7.00E-08	-7.00E-08	-7.00E-08	-5.20E-08
PLE	NO	NO	NO	NO	NO	NO	NO	NO
Indicator value	-1.54E-07	-9.90E-08	-9.90E-08	-1.01E-07	-1.01E-07	-1.01E-07	-7.85E-08	-6.00E-08

Licensee Comments: none

# Mitigating Systems Performance Index, Heat Removal System



Thresholds: White > 1.00E-6 Yellow > 1.00E-5 Red > 1.00E-4

## Notes

Mitigating Systems Performance Index, Heat Removal System	4Q/06	1Q/07	2Q/07	3Q/07	4Q/07	1Q/08	2Q/08	3Q/08
UAI ( $\Delta$ CDF)	2.30E-07	3.10E-07	3.00E-07	3.30E-07	3.00E-07	2.20E-07	3.30E-07	1.60E-07
URI ( $\Delta$ CDF)	-5.20E-07	-5.20E-07	-5.20E-07	-5.20E-07	-5.20E-07	-5.20E-07	-5.20E-07	-5.00E-07
PLE	NO	NO	NO	NO	NO	NO	NO	NO
Indicator value	-2.90E-07	-2.10E-07	-2.20E-07	-1.90E-07	-2.20E-07	-3.00E-07	-1.90E-07	-3.40E-07

## Licensee Comments:

2Q/08: Added new Core Damage Frequency values effective Q3 2008. Used override method affecting values from Q2 2006 through Q2 2008. Color unaffected.

1Q/08: Added new Core Damage Frequency values effective Q3 2008. Used override method affecting values from Q2 2006 through Q2 2008. Color unaffected.

4Q/07: Added new Core Damage Frequency values effective Q3 2008. Used override method affecting values from Q2 2006 through Q2 2008. Color unaffected.

3Q/07: Added new Core Damage Frequency values effective Q3 2008. Used override method affecting values from Q2 2006 through Q2 2008. Color unaffected.

2Q/07: Added new Core Damage Frequency values effective Q3 2008. Used override method affecting values from Q2 2006 through Q2 2008. Color unaffected.

1Q/07: Added new Core Damage Frequency values effective Q3 2008. Used override method affecting values from Q2 2006 through Q2 2008. Color unaffected.

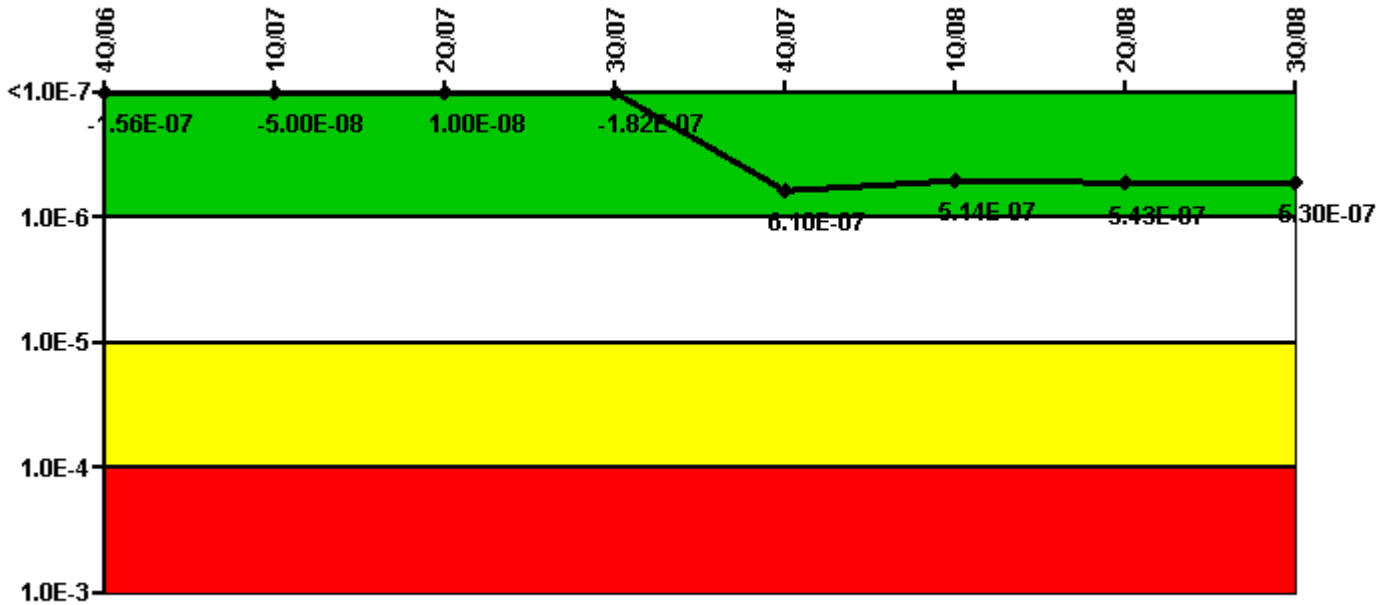
4Q/06: Added new Core Damage Frequency values effective Q3 2008. Used override method affecting values from Q2 2006 through Q2 2008. Color unaffected.

3Q/06: Added new Core Damage Frequency values effective Q3 2008. Used override method affecting values from Q2 2006 through Q2 2008. Color unaffected.

2Q/06: Added new Core Damage Frequency values effective Q3 2008. Used override method affecting values from Q2 2006

through Q2 2008. Color unaffected.

### Mitigating Systems Performance Index, Residual Heat Removal System



Thresholds: White > 1.00E-6 Yellow > 1.00E-5 Red > 1.00E-4

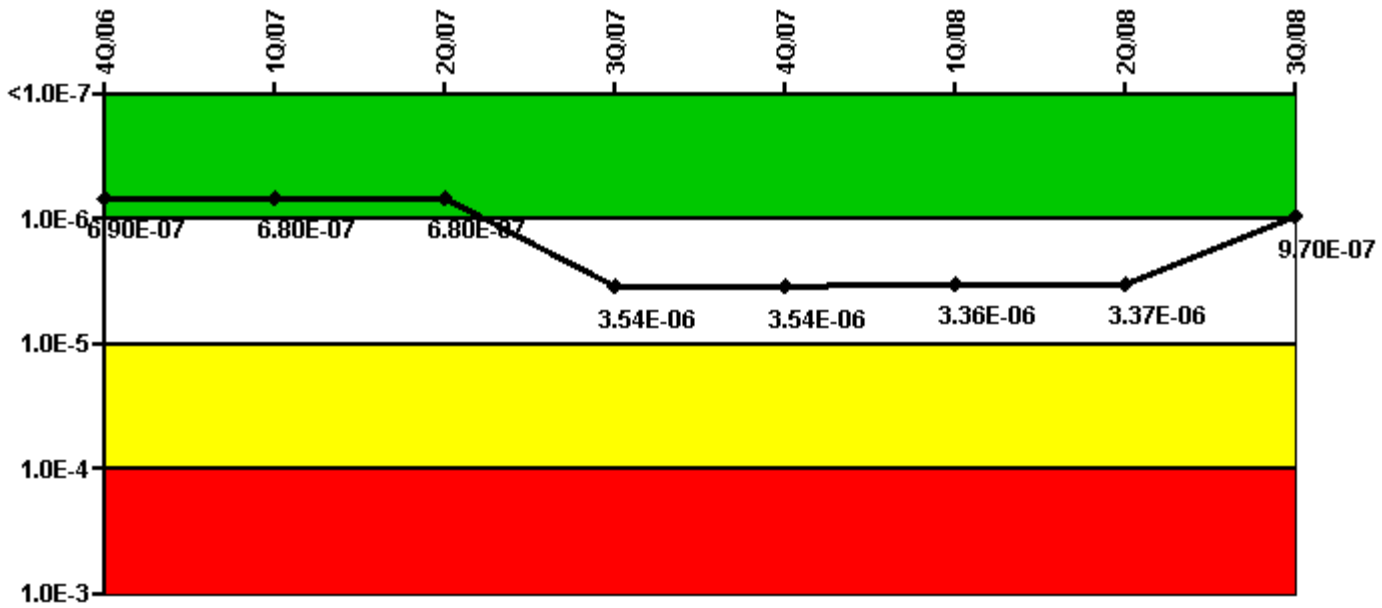
**Notes**

Mitigating Systems Performance Index, Residual Heat Removal System	4Q/06	1Q/07	2Q/07	3Q/07	4Q/07	1Q/08	2Q/08	3Q/08
UAI (ΔCDF)	5.40E-08	1.60E-07	2.20E-07	2.80E-08	1.50E-07	5.40E-08	8.30E-08	1.20E-07
URI (ΔCDF)	-2.10E-07	-2.10E-07	-2.10E-07	-2.10E-07	4.60E-07	4.60E-07	4.60E-07	4.10E-07
PLE	NO	NO	NO	NO	NO	NO	NO	NO
Indicator value	-1.56E-07	-5.00E-08	1.00E-08	-1.82E-07	6.10E-07	5.14E-07	5.43E-07	5.30E-07

Licensee Comments: none



# Mitigating Systems Performance Index, Cooling Water Systems



Thresholds: White > 1.00E-6 Yellow > 1.00E-5 Red > 1.00E-4

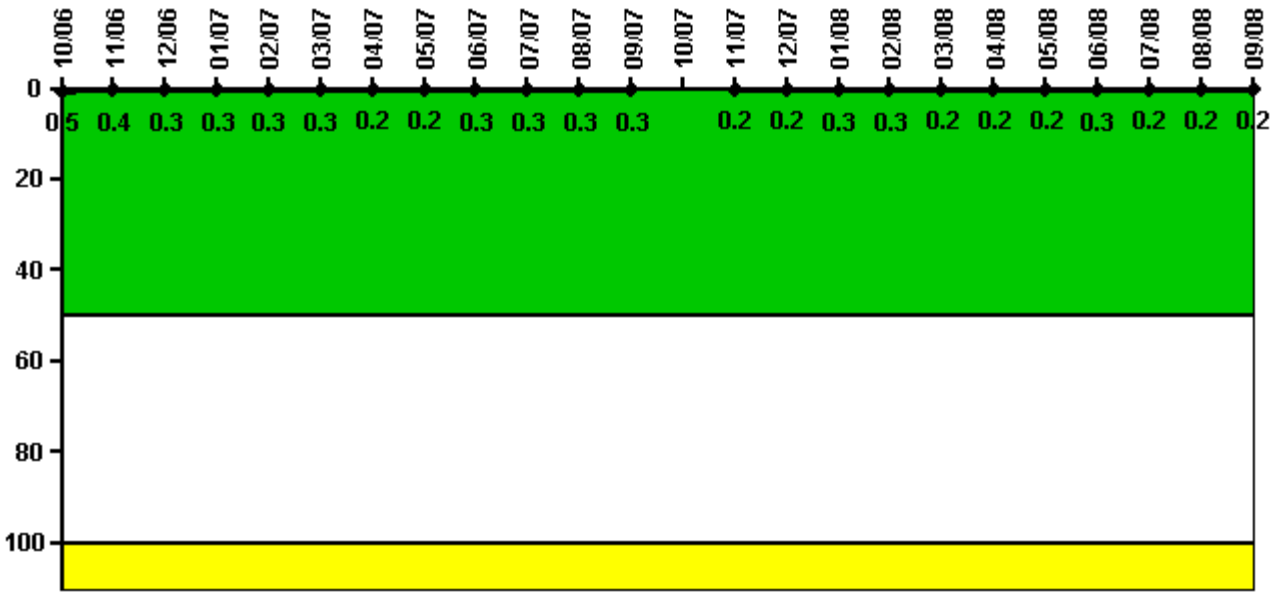
## Notes

Mitigating Systems Performance Index, Cooling Water Systems	4Q/06	1Q/07	2Q/07	3Q/07	4Q/07	1Q/08	2Q/08	3Q/08
UAI (ΔCDF)	2.60E-07	2.50E-07	2.50E-07	3.40E-07	3.40E-07	3.60E-07	3.70E-07	4.00E-08
URI (ΔCDF)	4.30E-07	4.30E-07	4.30E-07	3.20E-06	3.20E-06	3.00E-06	3.00E-06	9.30E-07
PLE	NO	NO	NO	NO	NO	NO	NO	NO
Indicator value	6.90E-07	6.80E-07	6.80E-07	3.54E-06	3.54E-06	3.36E-06	3.37E-06	9.70E-07

Licensee Comments:

2Q/06: Added new Core Damage Frequency values effective Q3 2008. Used override method affecting values from Q2 2006 through Q2 2008. Color unaffected.

## Reactor Coolant System Activity



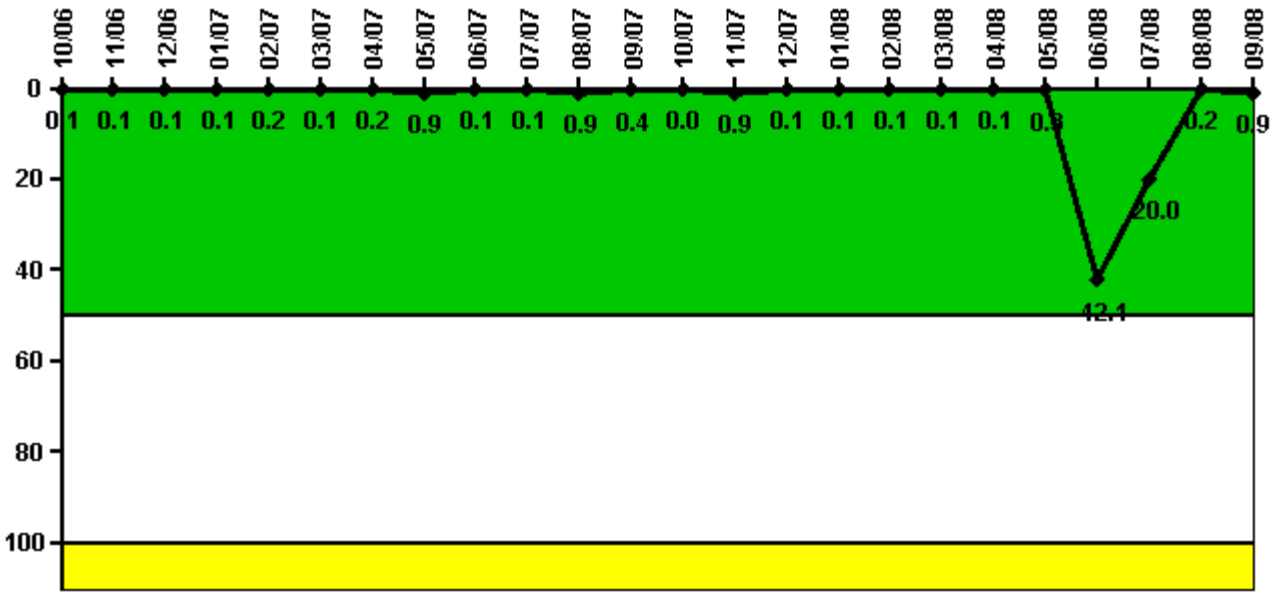
Thresholds: White > 50.0 Yellow > 100.0

### Notes

Reactor Coolant System Activity	10/06	11/06	12/06	1/07	2/07	3/07	4/07	5/07	6/07	7/07	8/07	9/07
Maximum activity	0.002433	0.001970	0.001331	0.001404	0.001526	0.001532	0.001129	0.001213	0.001417	0.001607	0.001486	0.001480
Technical specification limit	0.5	0.5	0.5	0.5	0.5	0.5	0.5	0.5	0.5	0.5	0.5	0.5
Indicator value	0.5	0.4	0.3	0.3	0.3	0.3	0.2	0.2	0.3	0.3	0.3	0.3
Reactor Coolant System Activity	10/07	11/07	12/07	1/08	2/08	3/08	4/08	5/08	6/08	7/08	8/08	9/08
Maximum activity	N/A	0.000917	0.001003	0.001271	0.001684	0.001040	0.001166	0.001242	0.001619	0.001189	0.001180	0.001170
Technical specification limit	0.5	0.5	0.5	0.5	0.5	0.5	0.5	0.5	0.5	0.5	0.5	0.5
Indicator value	N/A	0.2	0.2	0.3	0.3	0.2	0.2	0.2	0.3	0.2	0.2	0.2

Licensee Comments: none

# Reactor Coolant System Leakage



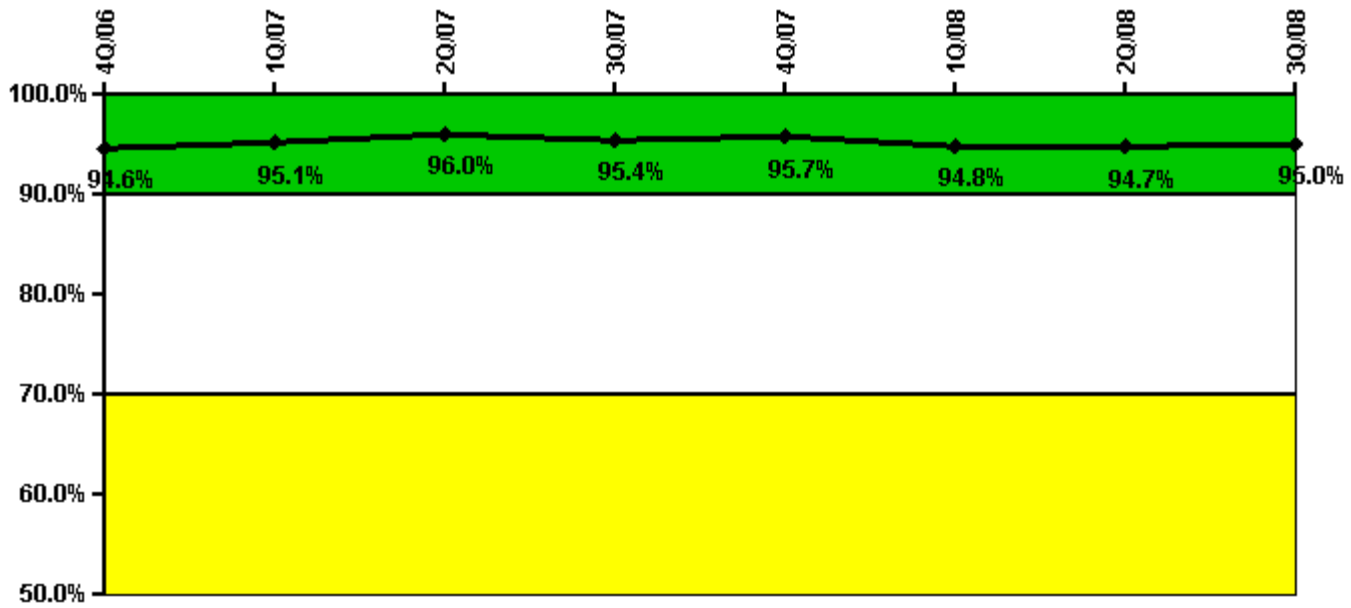
Thresholds: White > 50.0 Yellow > 100.0

## Notes

Reactor Coolant System Leakage	10/06	11/06	12/06	1/07	2/07	3/07	4/07	5/07	6/07	7/07	8/07	9/07
Maximum leakage	0.010	0.010	0.010	0.010	0.020	0.010	0.020	0.090	0.010	0.010	0.090	0.040
Technical specification limit	10.0	10.0	10.0	10.0	10.0	10.0	10.0	10.0	10.0	10.0	10.0	10.0
Indicator value	0.1	0.1	0.1	0.1	0.2	0.1	0.2	0.9	0.1	0.1	0.9	0.4
Reactor Coolant System Leakage	10/07	11/07	12/07	1/08	2/08	3/08	4/08	5/08	6/08	7/08	8/08	9/08
Maximum leakage	0	0.090	0.010	0.010	0.010	0.010	0.010	0.030	4.210	2.000	0.020	0.090
Technical specification limit	10.0	10.0	10.0	10.0	10.0	10.0	10.0	10.0	10.0	10.0	10.0	10.0
Indicator value	0	0.9	0.1	0.1	0.1	0.1	0.1	0.3	42.1	20.0	0.2	0.9

Licensee Comments: none

## Drill/Exercise Performance



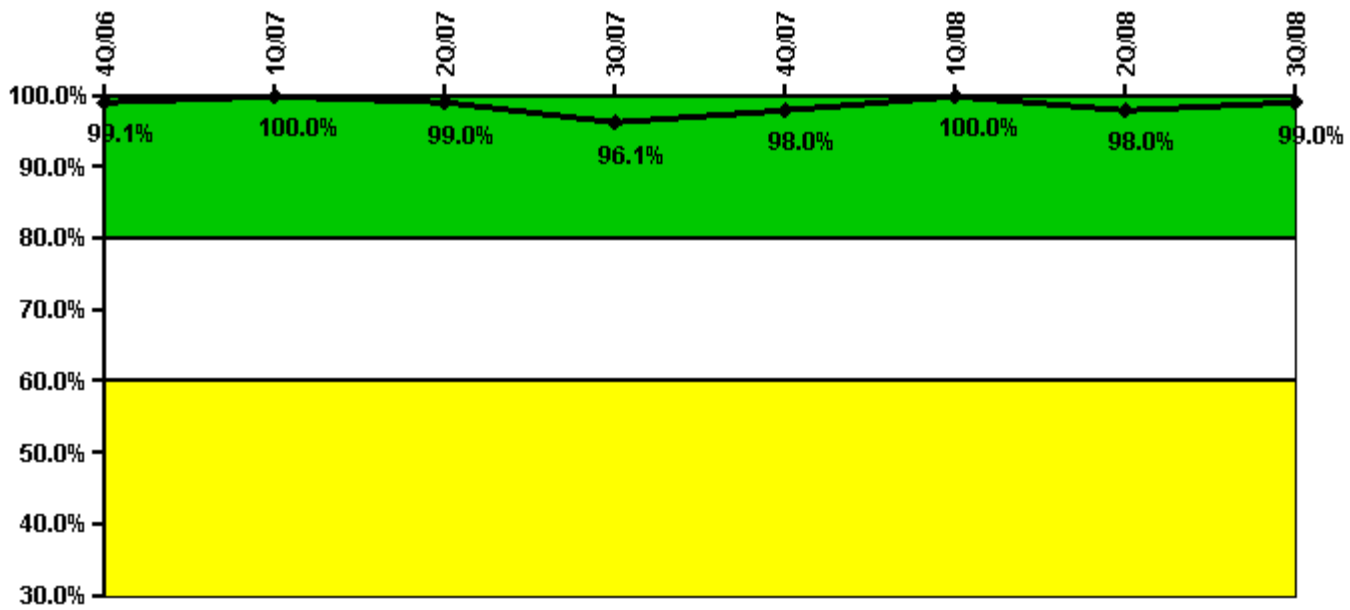
Thresholds: White < 90.0% Yellow < 70.0%

### Notes

Drill/Exercise Performance	4Q/06	1Q/07	2Q/07	3Q/07	4Q/07	1Q/08	2Q/08	3Q/08
Successful opportunities	46.0	28.0	8.0	12.0	14.0	57.0	19.0	27.0
Total opportunities	50.0	28.0	8.0	12.0	14.0	62.0	20.0	28.0
Indicator value	94.6%	95.1%	96.0%	95.4%	95.7%	94.8%	94.7%	95.0%

Licensee Comments: none

## ERO Drill Participation



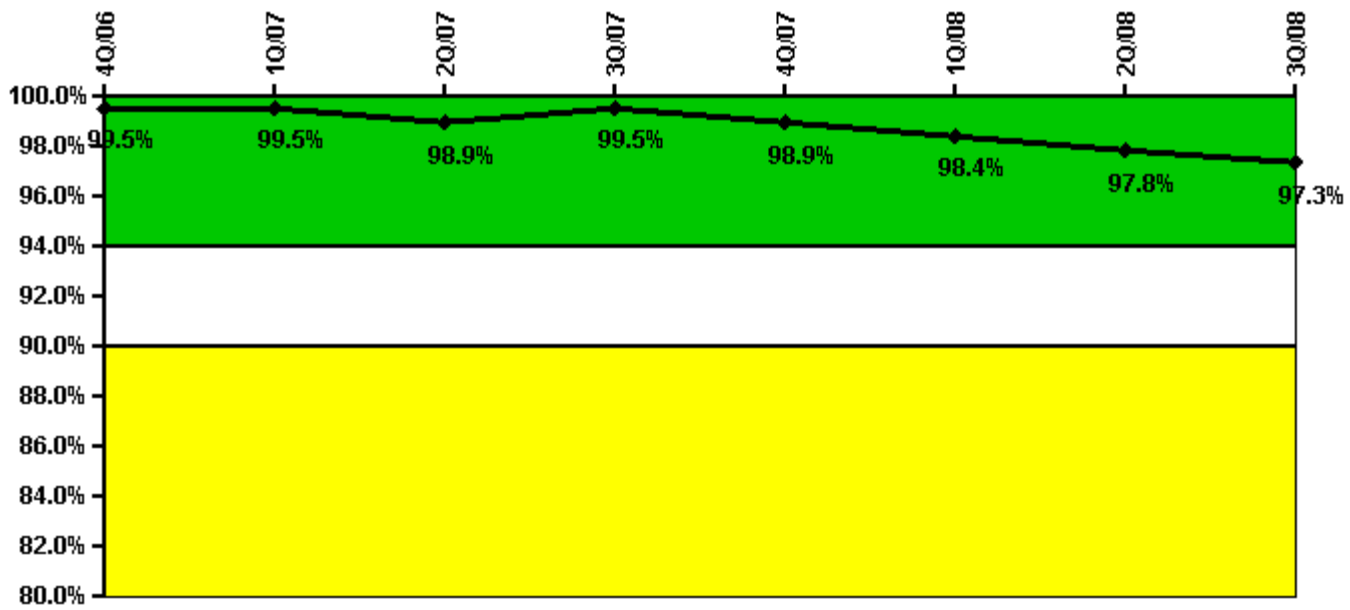
Thresholds: White < 80.0% Yellow < 60.0%

### Notes

ERO Drill Participation	4Q/06	1Q/07	2Q/07	3Q/07	4Q/07	1Q/08	2Q/08	3Q/08
Participating Key personnel	105.0	109.0	101.0	99.0	100.0	103.0	99.0	98.0
Total Key personnel	106.0	109.0	102.0	103.0	102.0	103.0	101.0	99.0
Indicator value	99.1%	100.0%	99.0%	96.1%	98.0%	100.0%	98.0%	99.0%

Licensee Comments: none

## Alert & Notification System



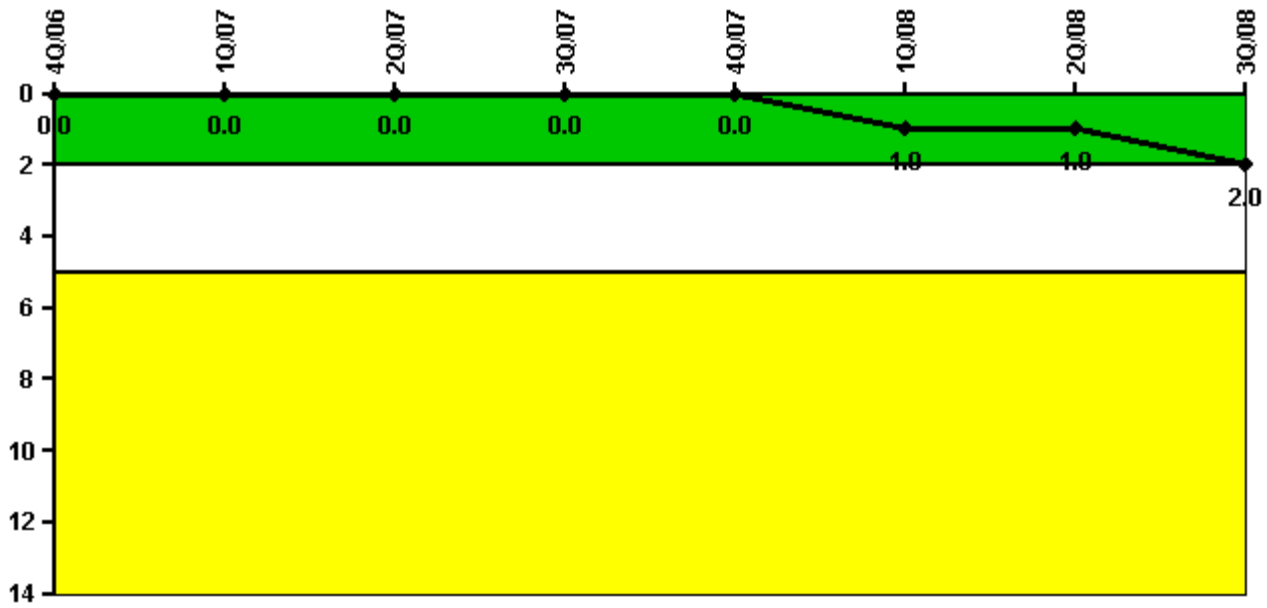
Thresholds: White < 94.0% Yellow < 90.0%

### Notes

Alert & Notification System	4Q/06	1Q/07	2Q/07	3Q/07	4Q/07	1Q/08	2Q/08	3Q/08
Successful siren-tests	48	48	47	45	47	44	43	44
Total sirens-tests	48	48	48	45	48	45	45	45
Indicator value	99.5%	99.5%	98.9%	99.5%	98.9%	98.4%	97.8%	97.3%

Licensee Comments: none

## Occupational Exposure Control Effectiveness



Thresholds: White > 2.0 Yellow > 5.0

### Notes

Occupational Exposure Control Effectiveness	4Q/06	1Q/07	2Q/07	3Q/07	4Q/07	1Q/08	2Q/08	3Q/08
High radiation area occurrences	0	0	0	0	0	1	0	1
Very high radiation area occurrences	0	0	0	0	0	0	0	0
Unintended exposure occurrences	0	0	0	0	0	0	0	0
<b>Indicator value</b>	<b>0</b>	<b>0</b>	<b>0</b>	<b>0</b>	<b>0</b>	<b>1</b>	<b>1</b>	<b>2</b>

Licensee Comments: none

## RETS/ODCM Radiological Effluent



Thresholds: White > 1.0 Yellow > 3.0

### Notes

RETS/ODCM Radiological Effluent	4Q/06	1Q/07	2Q/07	3Q/07	4Q/07	1Q/08	2Q/08	3Q/08
RETS/ODCM occurrences	0	0	0	0	0	0	0	0
Indicator value	0	0	0	0	0	0	0	0

Licensee Comments: none

Security information not publicly available.