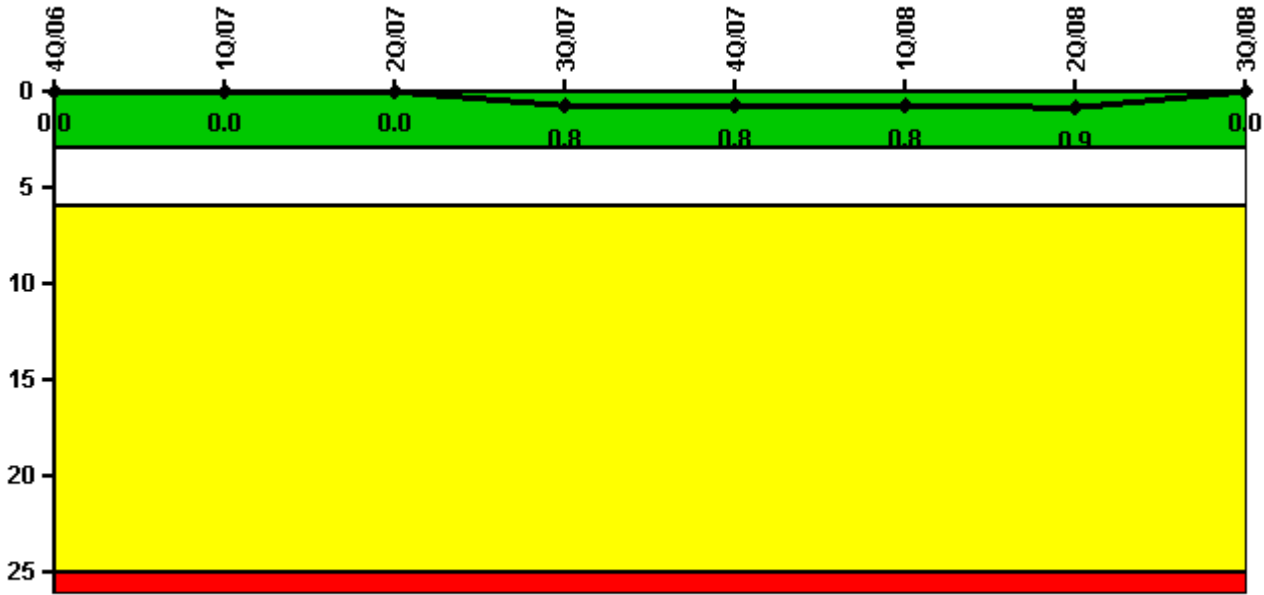


Braidwood 2

3Q/2008 Performance Indicators

Licensee's General Comments: none

Unplanned Scrams per 7000 Critical Hrs



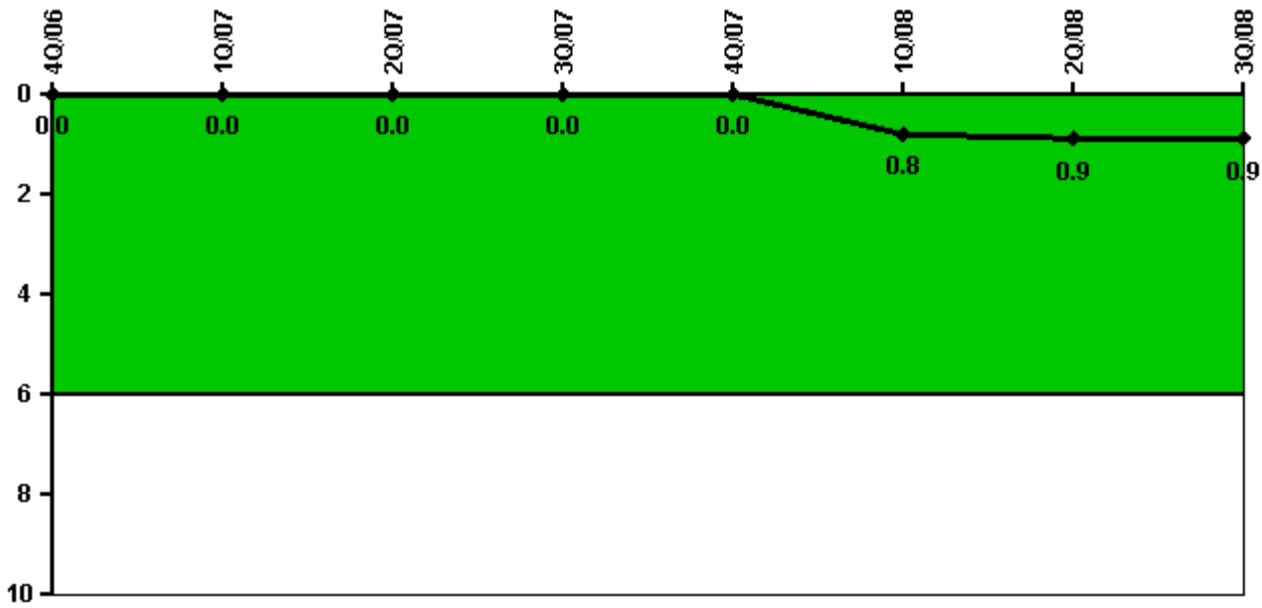
Thresholds: White > 3.0 Yellow > 6.0 Red > 25.0

Notes

Unplanned Scrams per 7000 Critical Hrs	4Q/06	1Q/07	2Q/07	3Q/07	4Q/07	1Q/08	2Q/08	3Q/08
Unplanned scrams	0	0	0	1.0	0	0	0	0
Critical hours	1800.5	2159.0	2184.0	2181.0	2209.0	2183.0	1567.6	2208.0
Indicator value	0	0	0	0.8	0.8	0.8	0.9	0

Licensee Comments: none

Unplanned Power Changes per 7000 Critical Hrs



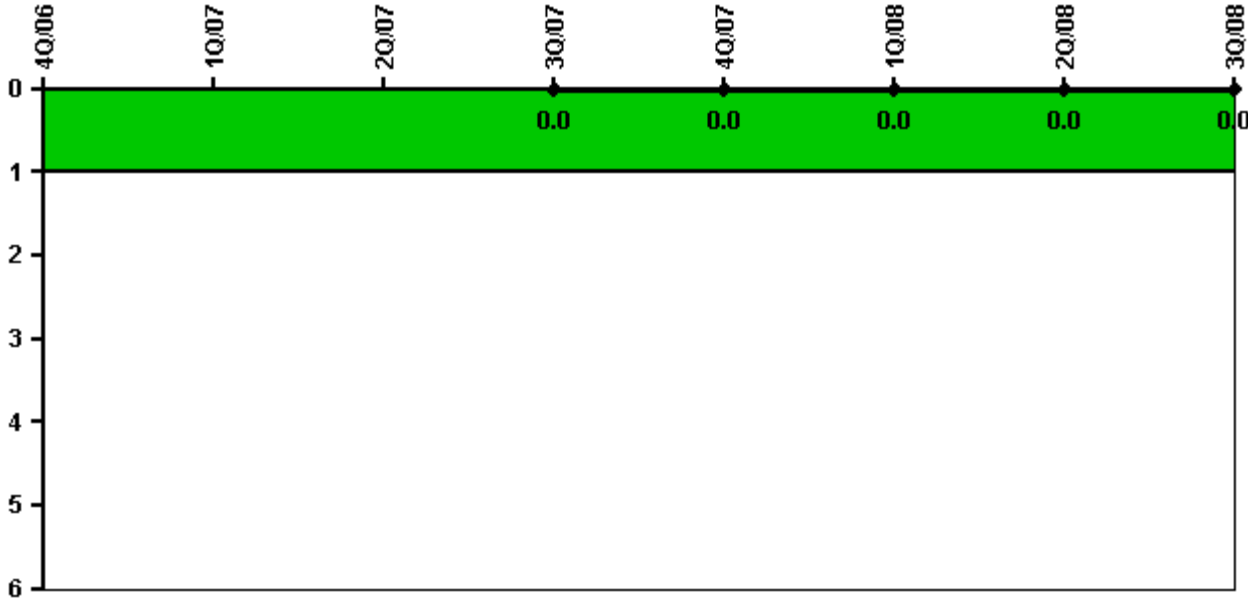
Thresholds: White > 6.0

Notes

Unplanned Power Changes per 7000 Critical Hrs	4Q/06	1Q/07	2Q/07	3Q/07	4Q/07	1Q/08	2Q/08	3Q/08
Unplanned power changes	0	0	0	0	0	1.0	0	0
Critical hours	1800.5	2159.0	2184.0	2181.0	2209.0	2183.0	1567.6	2208.0
Indicator value	0	0	0	0	0	0.8	0.9	0.9

Licensee Comments: none

Unplanned Scrams with Complications



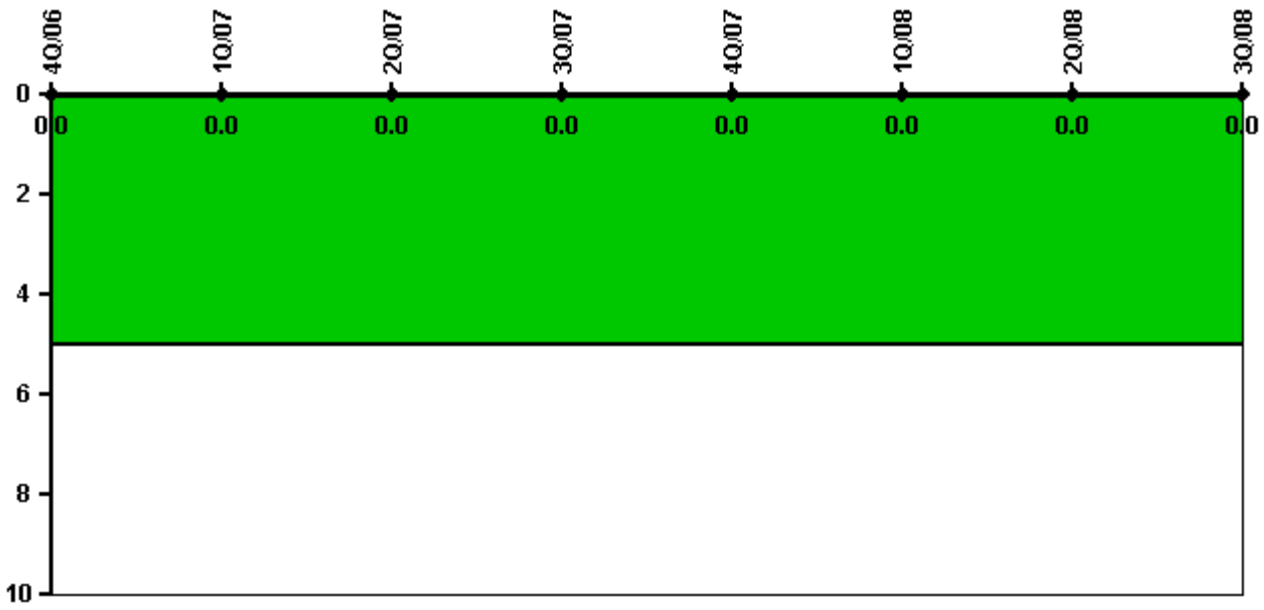
Thresholds: White > 1.0

Notes

Unplanned Scrams with Complications	4Q/06	1Q/07	2Q/07	3Q/07	4Q/07	1Q/08	2Q/08	3Q/08
Scrams with complications	0	0	0	0	0	0	0	0
Indicator value				0.0	0.0	0.0	0.0	0.0

Licensee Comments: none

Safety System Functional Failures (PWR)



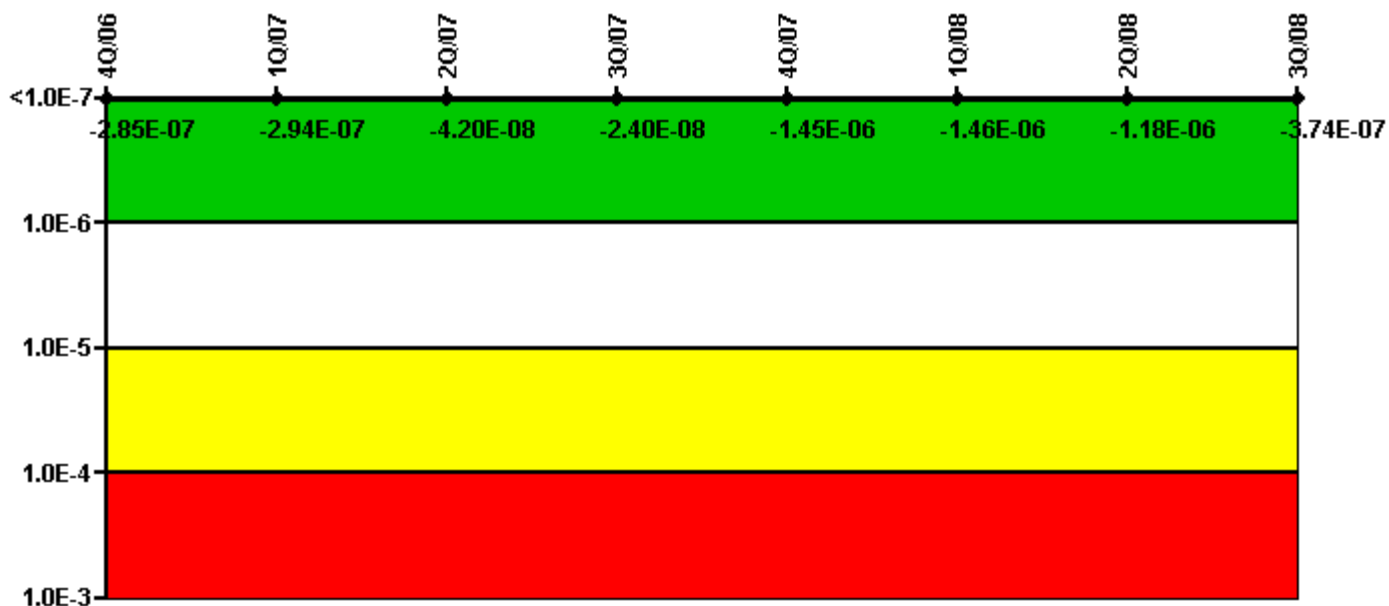
Thresholds: White > 5.0

Notes

Safety System Functional Failures (PWR)	4Q/06	1Q/07	2Q/07	3Q/07	4Q/07	1Q/08	2Q/08	3Q/08
Safety System Functional Failures	0	0	0	0	0	0	0	0
Indicator value	0	0	0	0	0	0	0	0

Licensee Comments: none

Mitigating Systems Performance Index, Emergency AC Power System



Thresholds: White > 1.00E-6 Yellow > 1.00E-5 Red > 1.00E-4

Notes

Mitigating Systems Performance Index, Emergency AC Power System	4Q/06	1Q/07	2Q/07	3Q/07	4Q/07	1Q/08	2Q/08	3Q/08
UAI (Δ CDF)	-4.80E-09	-4.40E-09	1.30E-08	2.30E-08	4.70E-08	4.00E-08	2.40E-08	5.90E-09
URI (Δ CDF)	-2.80E-07	-2.90E-07	-5.50E-08	-4.70E-08	-1.50E-06	-1.50E-06	-1.20E-06	-3.80E-07
PLE	NO	NO	NO	NO	NO	NO	NO	NO
Indicator value	-2.85E-07	-2.94E-07	-4.20E-08	-2.40E-08	-1.45E-06	-1.46E-06	-1.18E-06	-3.74E-07

Licensee Comments:

3Q/08: Changed PRA Parameter(s). PRA Parameters changed based on revised PRA Model (Rev 6C), approved May 2008 (BB PRA-014) and Bwd MSPI Basis Document Rev 6, Addenda 1 approved 9/30/08

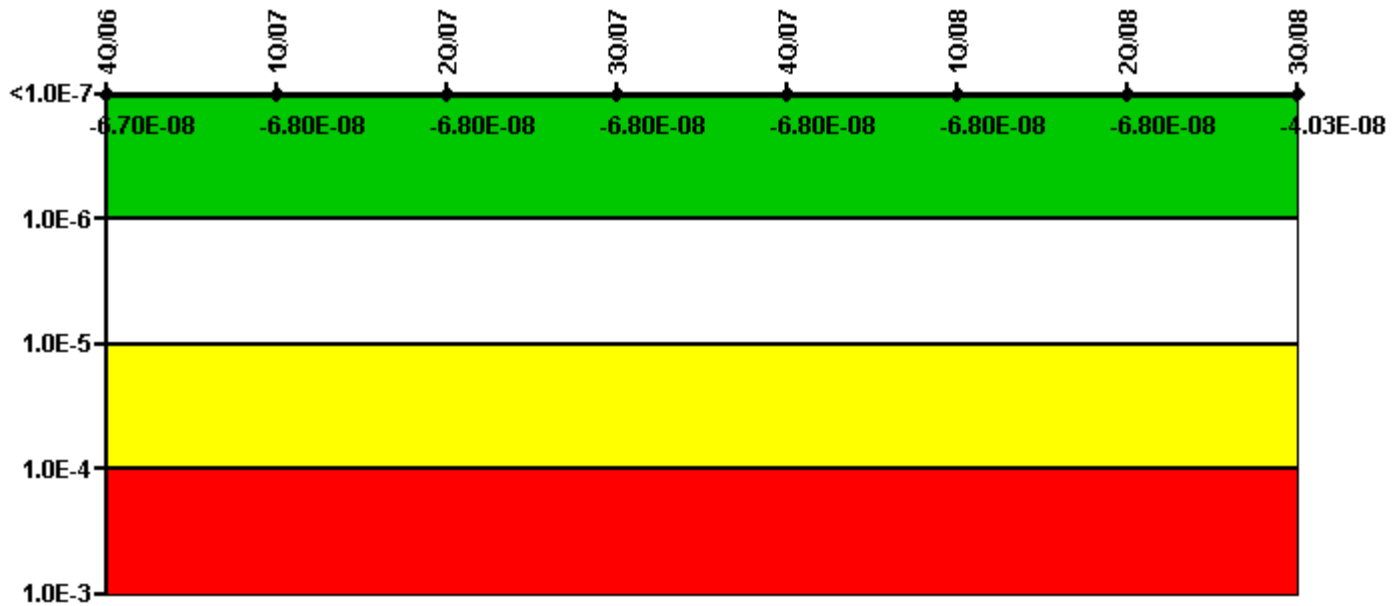
3Q/07: 10/16/08 - Changes to historical data resulted in changes to the Unreliability Index.

2Q/07: 10/16/08 - Changes to historical data resulted in changes to the Unreliability Index.

3Q/06: 3/31/07 - PRA parameters changed based on updates made to system unavailability data. - 10/16/08 - Changes to historical data resulted in changes to the Unreliability Index.

2Q/06: 3/31/07 - PRA parameters changed based on updates made to system unavailability data. - 10/16/08 - Changes to historical data resulted in changes to the Unreliability Index.

Mitigating Systems Performance Index, High Pressure Injection System



Thresholds: White > 1.00E-6 Yellow > 1.00E-5 Red > 1.00E-4

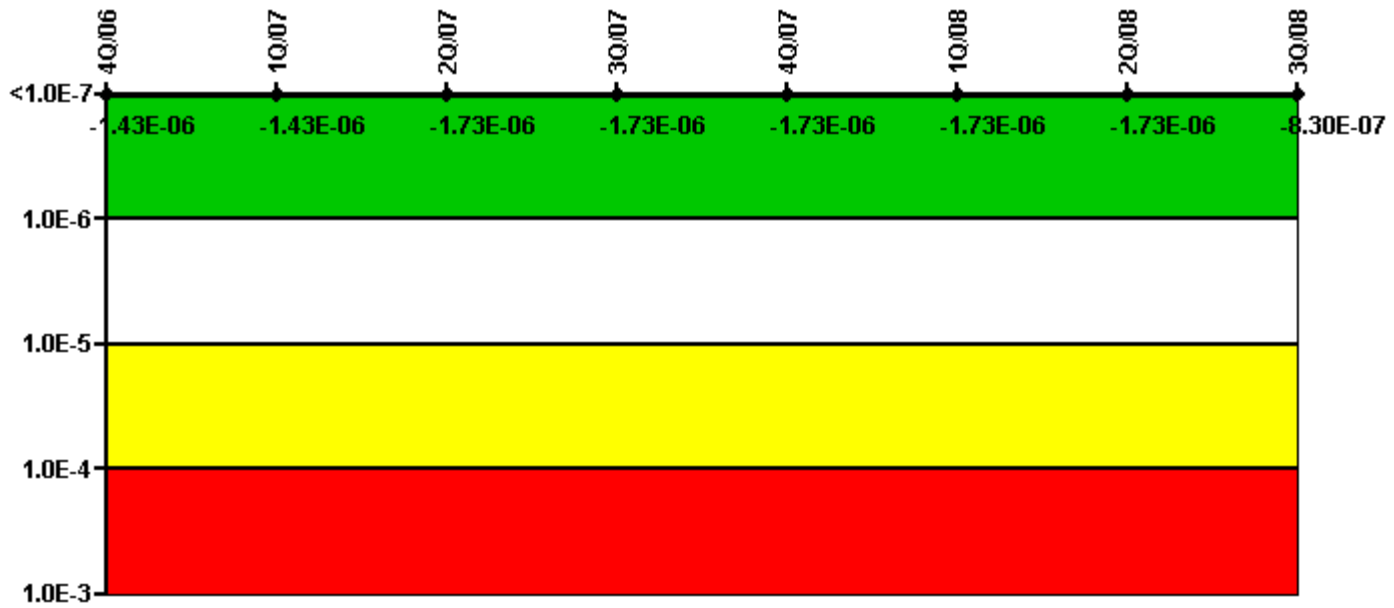
Notes

Mitigating Systems Performance Index, High Pressure Injection System	4Q/06	1Q/07	2Q/07	3Q/07	4Q/07	1Q/08	2Q/08	3Q/08
UAI (Δ CDF)	-5.30E-08	-5.40E-08	-5.40E-08	-5.40E-08	-5.40E-08	-5.40E-08	-5.40E-08	-3.10E-08
URI (Δ CDF)	-1.40E-08	-1.40E-08	-1.40E-08	-1.40E-08	-1.40E-08	-1.40E-08	-1.40E-08	-9.30E-09
PLE	NO	NO	NO	NO	NO	NO	NO	NO
Indicator value	-6.70E-08	-6.80E-08	-6.80E-08	-6.80E-08	-6.80E-08	-6.80E-08	-6.80E-08	-4.03E-08

Licensee Comments:

3Q/08: Changed PRA Parameter(s). PRA Parameters changed based on revised PRA Model (Rev 6C), approved May 2008 (BB PRA-014) and Bwd MSPI Basis Document Rev 6, Addenda 1 approved 9/30/08

Mitigating Systems Performance Index, Heat Removal System



Thresholds: White > 1.00E-6 Yellow > 1.00E-5 Red > 1.00E-4

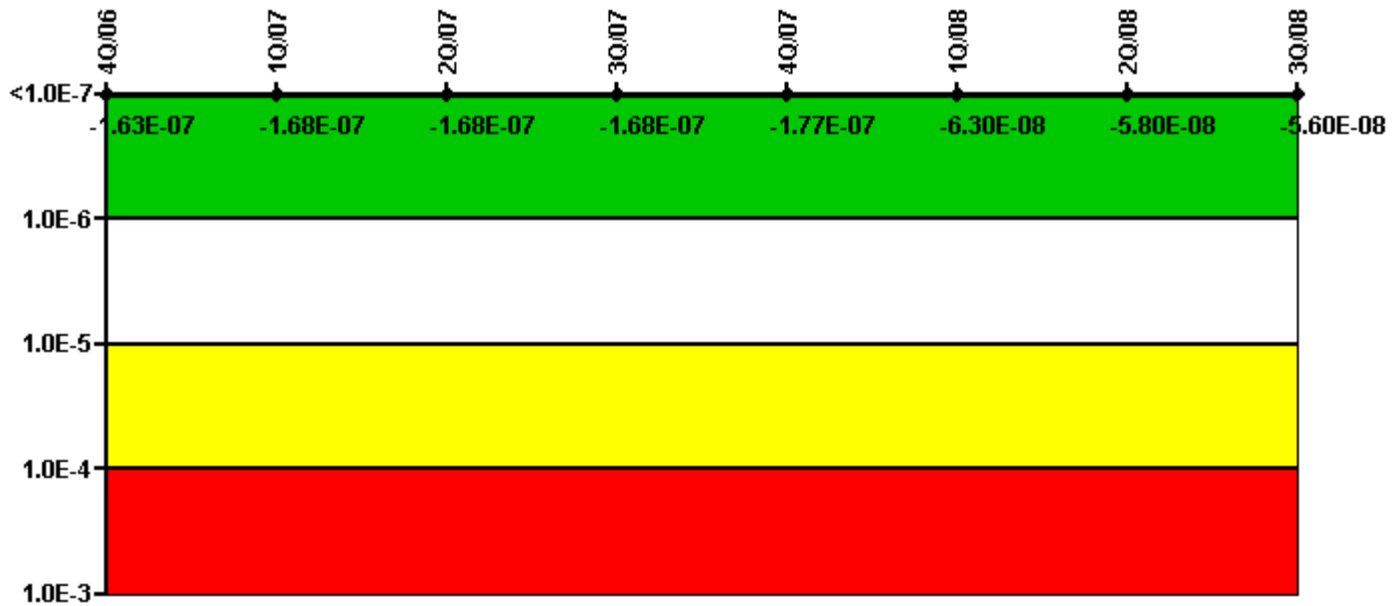
Notes

Mitigating Systems Performance Index, Heat Removal System	4Q/06	1Q/07	2Q/07	3Q/07	4Q/07	1Q/08	2Q/08	3Q/08
UAI (Δ CDF)	-3.30E-07	-3.30E-07	-6.30E-07	-6.30E-07	-6.30E-07	-6.30E-07	-6.30E-07	-2.20E-07
URI (Δ CDF)	-1.10E-06	-1.10E-06	-1.10E-06	-1.10E-06	-1.10E-06	-1.10E-06	-1.10E-06	-6.10E-07
PLE	NO	NO	NO	NO	NO	NO	NO	NO
Indicator value	-1.43E-06	-1.43E-06	-1.73E-06	-1.73E-06	-1.73E-06	-1.73E-06	-1.73E-06	-8.30E-07

Licensee Comments:

3Q/08: Changed PRA Parameter(s). PRA Parameters changed based on revised PRA Model (Rev 6C), approved May 2008 (BB PRA-014) and Bwd MSPi Basis Document Rev 6, Addenda 1 approved 9/30/08

Mitigating Systems Performance Index, Residual Heat Removal System



Thresholds: White > 1.00E-6 Yellow > 1.00E-5 Red > 1.00E-4

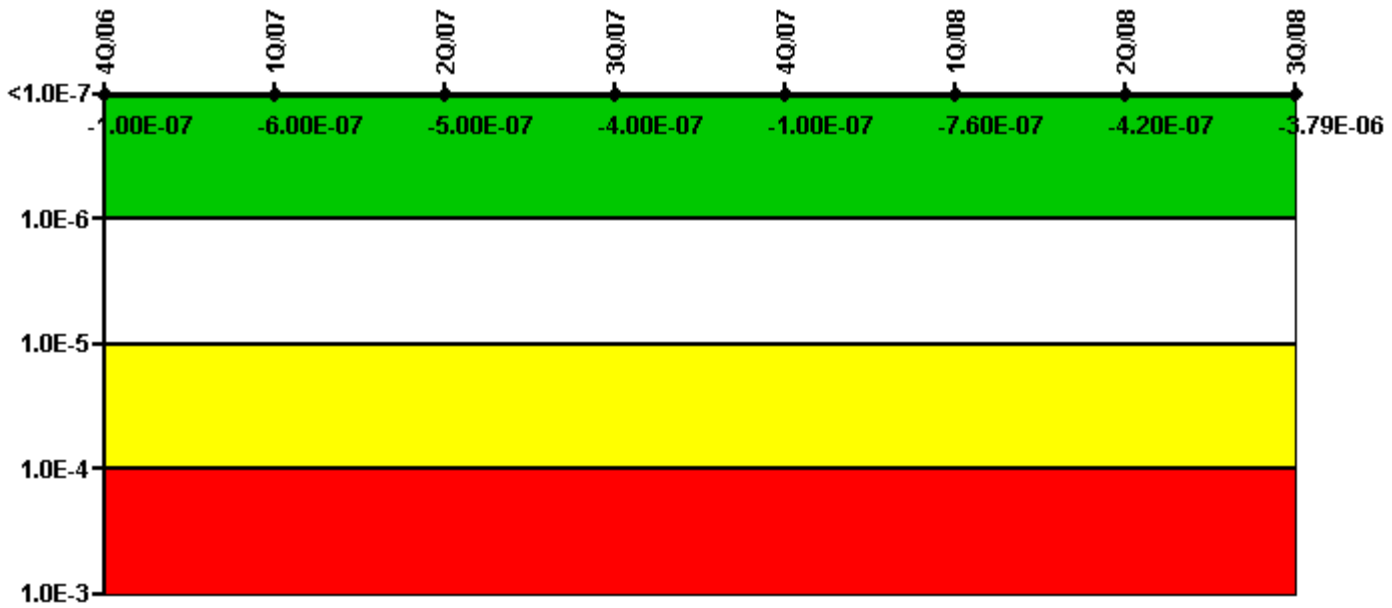
Notes

Mitigating Systems Performance Index, Residual Heat Removal System	4Q/06	1Q/07	2Q/07	3Q/07	4Q/07	1Q/08	2Q/08	3Q/08
UAI (Δ CDF)	-3.30E-08	-3.80E-08	-3.80E-08	-3.80E-08	-4.70E-08	6.70E-08	7.20E-08	3.60E-08
URI (Δ CDF)	-1.30E-07	-1.30E-07	-1.30E-07	-1.30E-07	-1.30E-07	-1.30E-07	-1.30E-07	-9.20E-08
PLE	NO	NO	NO	NO	NO	NO	NO	NO
Indicator value	-1.63E-07	-1.68E-07	-1.68E-07	-1.68E-07	-1.77E-07	-6.30E-08	-5.80E-08	-5.60E-08

Licensee Comments:

3Q/08: Changed PRA Parameter(s). PRA Parameters changed based on revised PRA Model (Rev 6C), approved May 2008 (BB PRA-014) and Bwd MSPI Basis Document Rev 6, Addenda 1 approved 9/30/08

Mitigating Systems Performance Index, Cooling Water Systems



Thresholds: White > 1.00E-6 Yellow > 1.00E-5 Red > 1.00E-4

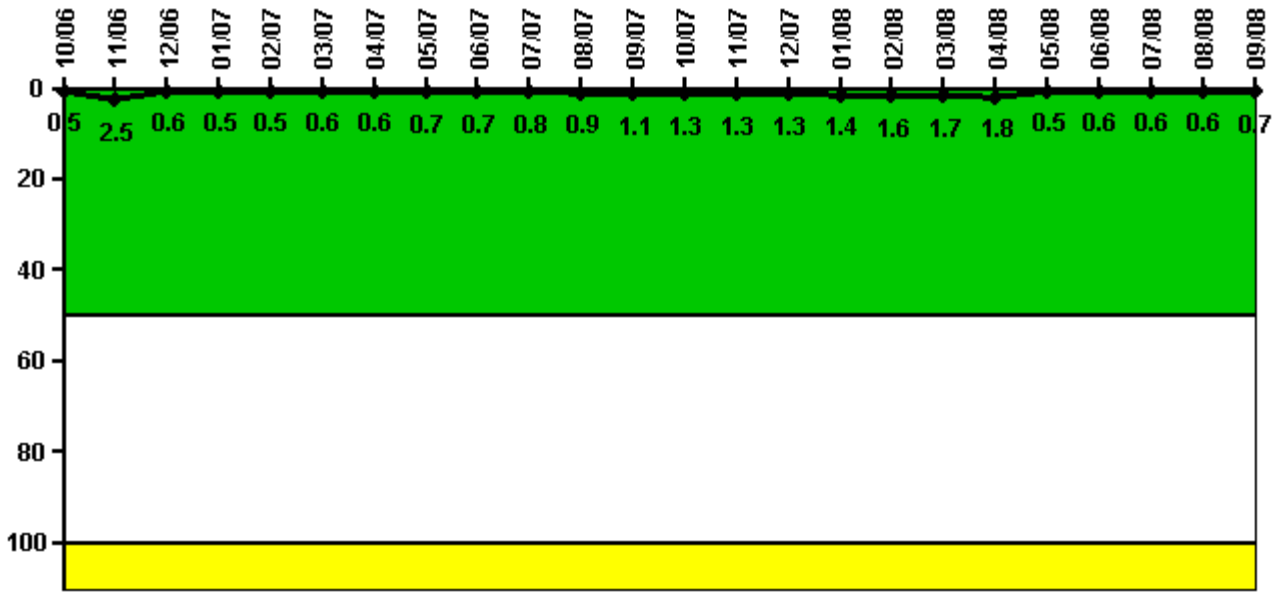
Notes

Mitigating Systems Performance Index, Cooling Water Systems	4Q/06	1Q/07	2Q/07	3Q/07	4Q/07	1Q/08	2Q/08	3Q/08
UAI (Δ CDF)	1.60E-06	1.00E-06	1.00E-06	1.10E-06	1.20E-06	5.40E-07	6.80E-07	2.10E-07
URI (Δ CDF)	-1.70E-06	-1.60E-06	-1.50E-06	-1.50E-06	-1.30E-06	-1.30E-06	-1.10E-06	-4.00E-06
PLE	NO	NO	NO	NO	NO	NO	NO	NO
Indicator value	-1.00E-07	-6.00E-07	-5.00E-07	-4.00E-07	-1.00E-07	-7.60E-07	-4.20E-07	-3.79E-06

Licensee Comments:

3Q/08: Changed PRA Parameter(s). PRA Parameters changed based on revised PRA Model (Rev 6C), approved May 2008 (BB PRA-014) and Bwd MSPI Basis Document Rev 6, Addenda 1 approved 9/30/08

Reactor Coolant System Activity




Thresholds: White > 50.0 Yellow > 100.0

Notes

Reactor Coolant System Activity	10/06	11/06	12/06	1/07	2/07	3/07	4/07	5/07	6/07	7/07	8/07	9/07
Maximum activity	0.004710	0.025200	0.005560	0.004961	0.005070	0.005540	0.006300	0.007320	0.007360	0.008130	0.008740	0.010600
Technical specification limit	1.0	1.0	1.0	1.0	1.0	1.0	1.0	1.0	1.0	1.0	1.0	1.0
Indicator value	0.5	2.5	0.6	0.5	0.5	0.6	0.6	0.7	0.7	0.8	0.9	1.1
Reactor Coolant System Activity	10/07	11/07	12/07	1/08	2/08	3/08	4/08	5/08	6/08	7/08	8/08	9/08
Maximum activity	0.012700	0.012600	0.013200	0.013600	0.015600	0.016800	0.017500	0.005090	0.005760	0.005880	0.006260	0.007050
Technical specification limit	1.0	1.0	1.0	1.0	1.0	1.0	1.0	1.0	1.0	1.0	1.0	1.0
Indicator value	1.3	1.3	1.3	1.4	1.6	1.7	1.8	0.5	0.6	0.6	0.6	0.7

Licensee Comments: none

Reactor Coolant System Leakage



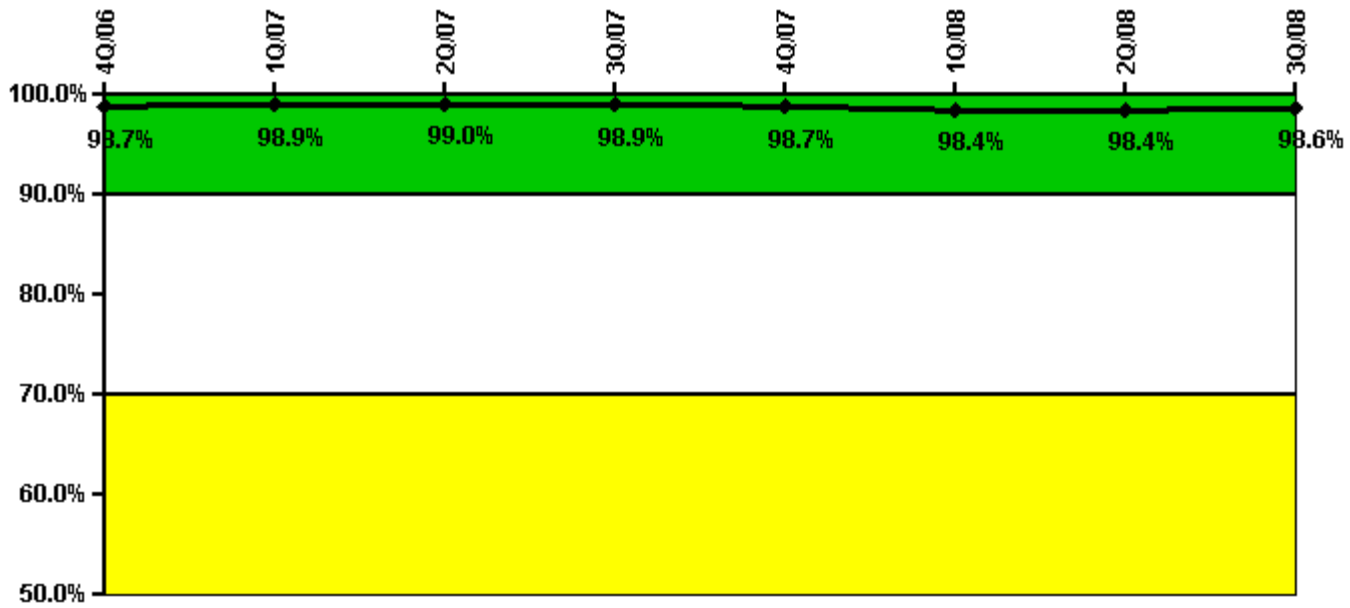
Thresholds: White > 50.0 Yellow > 100.0

Notes

Reactor Coolant System Leakage	10/06	11/06	12/06	1/07	2/07	3/07	4/07	5/07	6/07	7/07	8/07	9/07
Maximum leakage	0.036	0.124	0.138	0.106	0.057	0.049	0.045	0.056	0.036	0.034	0.035	0.045
Technical specification limit	10.0	10.0	10.0	10.0	10.0	10.0	10.0	10.0	10.0	10.0	10.0	10.0
Indicator value	0.4	1.2	1.4	1.1	0.6	0.5	0.5	0.6	0.4	0.3	0.4	0.5
Reactor Coolant System Leakage	10/07	11/07	12/07	1/08	2/08	3/08	4/08	5/08	6/08	7/08	8/08	9/08
Maximum leakage	0.056	0.040	0.043	0.062	0.042	0.045	0.038	0.159	0.075	0.065	0.100	0.094
Technical specification limit	10.0	10.0	10.0	10.0	10.0	10.0	10.0	10.0	10.0	10.0	10.0	10.0
Indicator value	0.6	0.4	0.4	0.6	0.4	0.5	0.4	1.6	0.8	0.7	1.0	0.9

Licensee Comments: none

Drill/Exercise Performance



Thresholds: White < 90.0% Yellow < 70.0%

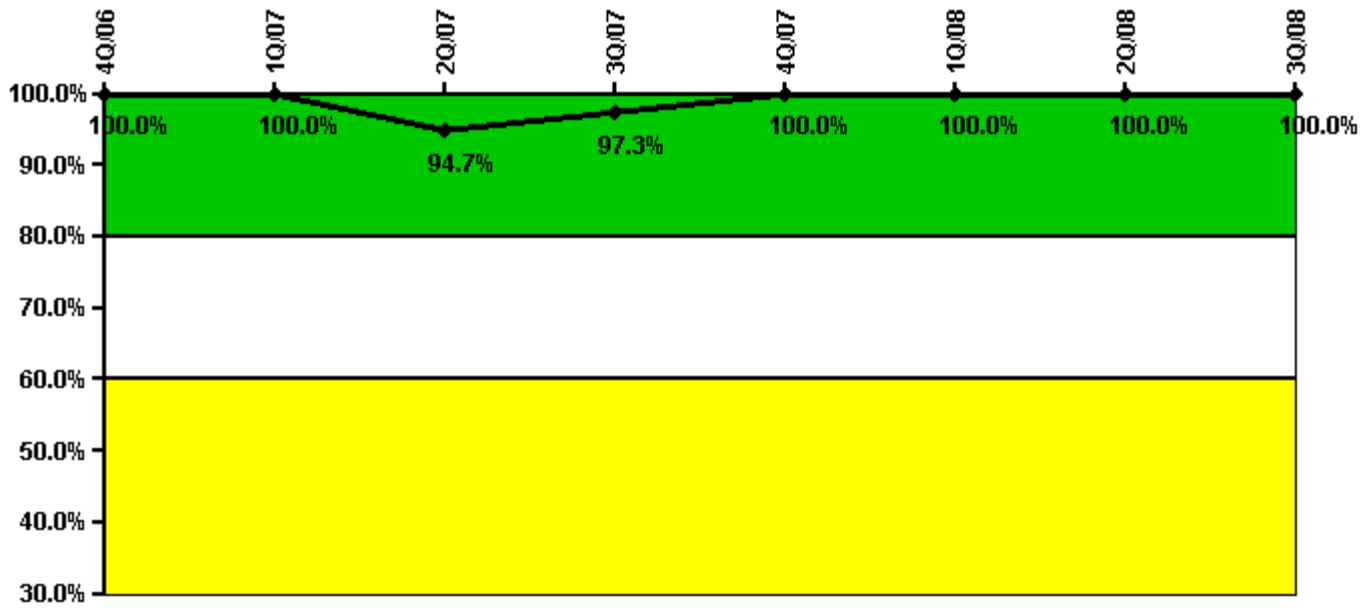
Notes

Drill/Exercise Performance	4Q/06	1Q/07	2Q/07	3Q/07	4Q/07	1Q/08	2Q/08	3Q/08
Successful opportunities	28.0	20.0	105.0	84.0	18.0	20.0	26.0	134.0
Total opportunities	28.0	20.0	106.0	84.0	19.0	22.0	26.0	136.0
Indicator value	98.7%	98.9%	99.0%	98.9%	98.7%	98.4%	98.4%	98.6%

Licensee Comments:

1Q/08: 10/1/08 - Correction made to March 2008 EP01 - Drill, Exercise and Event Opportunities.

ERO Drill Participation



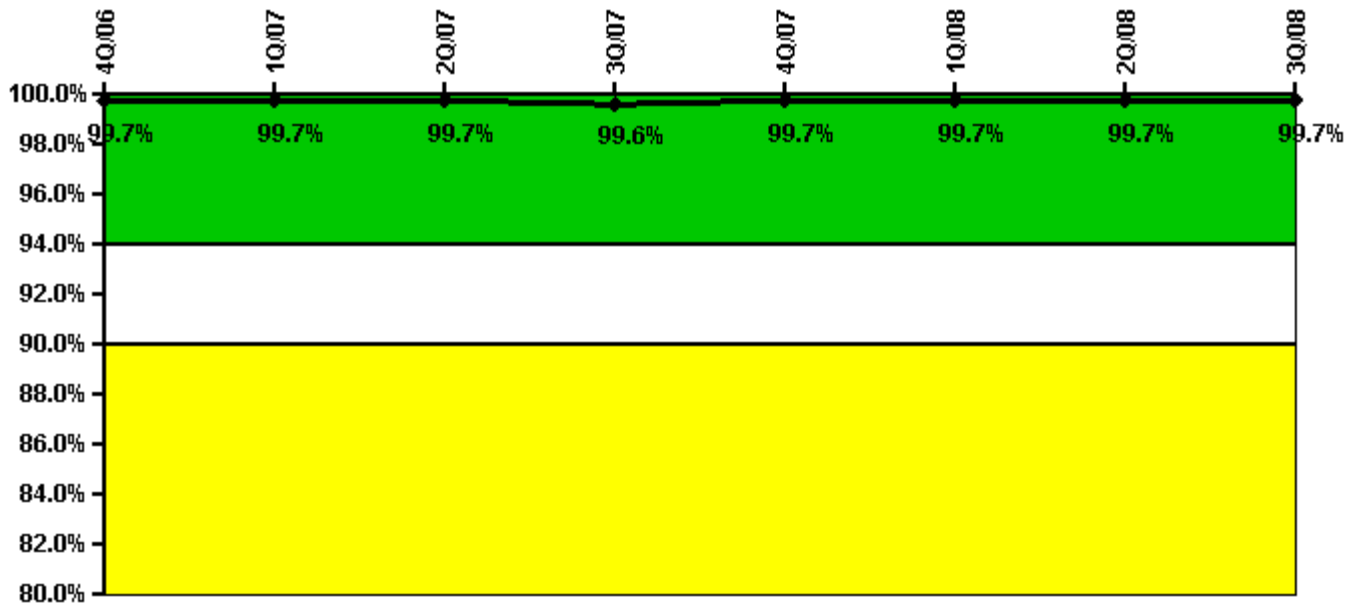
Thresholds: White < 80.0% Yellow < 60.0%

Notes

ERO Drill Participation	4Q/06	1Q/07	2Q/07	3Q/07	4Q/07	1Q/08	2Q/08	3Q/08
Participating Key personnel	76.0	74.0	72.0	73.0	75.0	71.0	69.0	67.0
Total Key personnel	76.0	74.0	76.0	75.0	75.0	71.0	69.0	67.0
Indicator value	100.0%	100.0%	94.7%	97.3%	100.0%	100.0%	100.0%	100.0%

Licensee Comments: none

Alert & Notification System



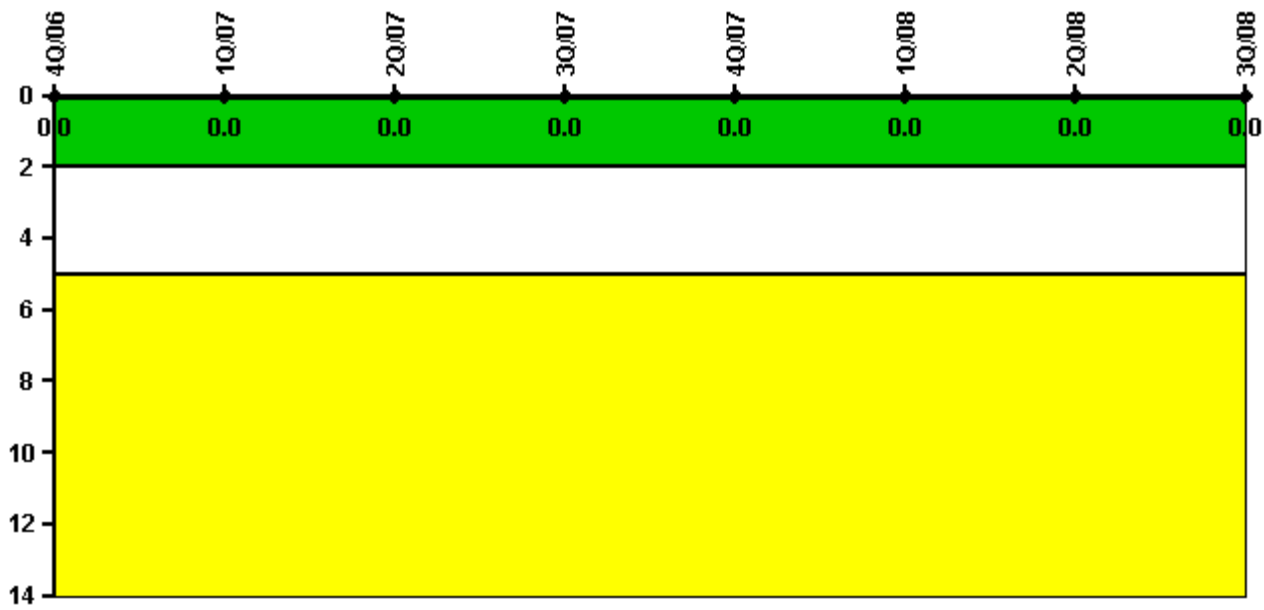
Thresholds: White < 94.0% Yellow < 90.0%

Notes

Alert & Notification System	4Q/06	1Q/07	2Q/07	3Q/07	4Q/07	1Q/08	2Q/08	3Q/08
Successful siren-tests	4400	4470	4466	4448	4474	4473	4465	4516
Total sirens-tests	4410	4480	4478	4480	4480	4478	4479	4550
Indicator value	99.7%	99.7%	99.7%	99.6%	99.7%	99.7%	99.7%	99.7%

Licensee Comments: none

Occupational Exposure Control Effectiveness



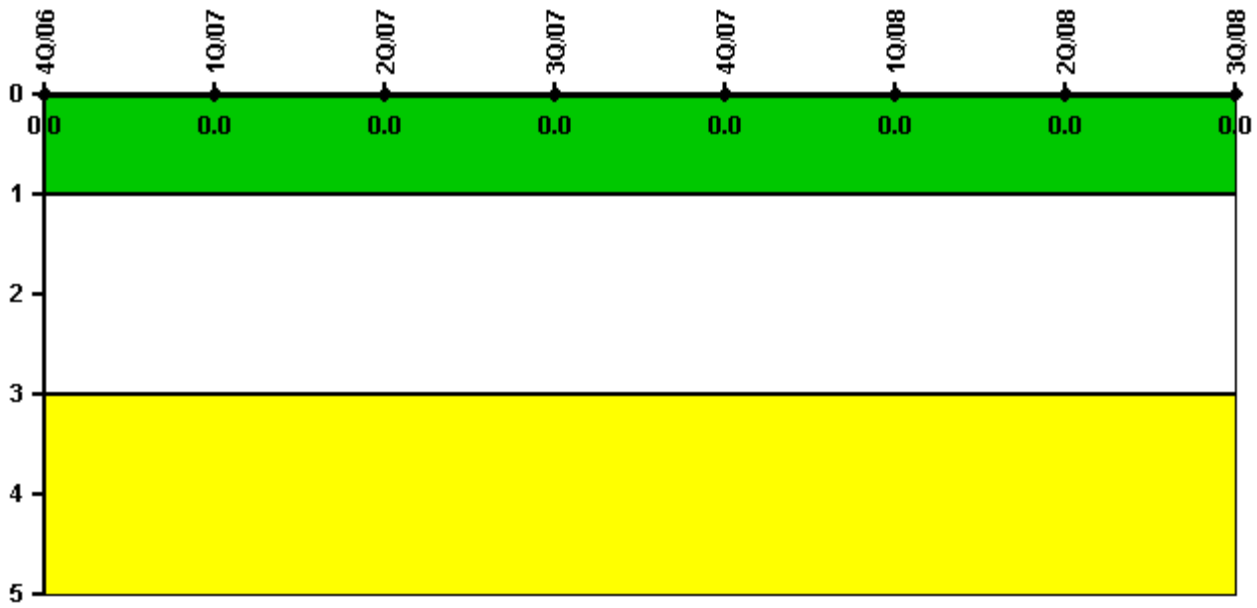
Thresholds: White > 2.0 Yellow > 5.0

Notes

Occupational Exposure Control Effectiveness	4Q/06	1Q/07	2Q/07	3Q/07	4Q/07	1Q/08	2Q/08	3Q/08
High radiation area occurrences	0	0	0	0	0	0	0	0
Very high radiation area occurrences	0	0	0	0	0	0	0	0
Unintended exposure occurrences	0	0	0	0	0	0	0	0
Indicator value	0	0	0	0	0	0	0	0

Licensee Comments: none

RETS/ODCM Radiological Effluent



Thresholds: White > 1.0 Yellow > 3.0

Notes

RETS/ODCM Radiological Effluent	4Q/06	1Q/07	2Q/07	3Q/07	4Q/07	1Q/08	2Q/08	3Q/08
RETS/ODCM occurrences	0	0	0	0	0	0	0	0
Indicator value	0	0	0	0	0	0	0	0

Licensee Comments: none

[Security](#) information not publicly available.