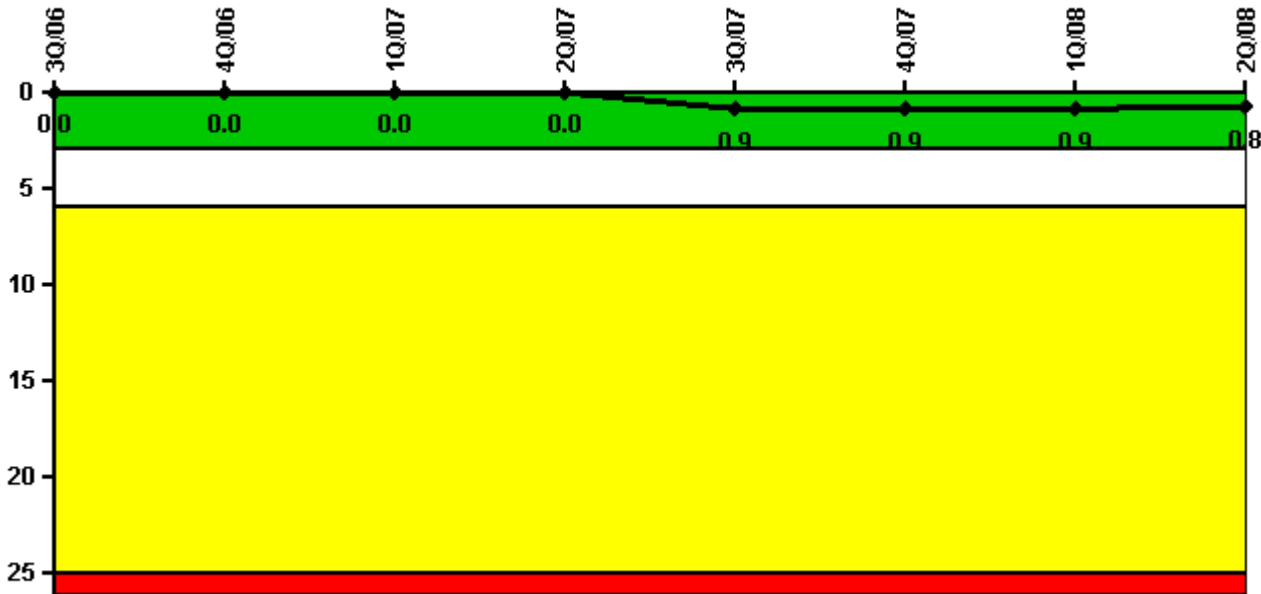


# Vermont Yankee

## 2Q/2008 Performance Indicators

Licensee's General Comments: The June 2007 and July 2007 RCS leakage data was revised to correct a minor data recording error.

### Unplanned Scrams per 7000 Critical Hrs



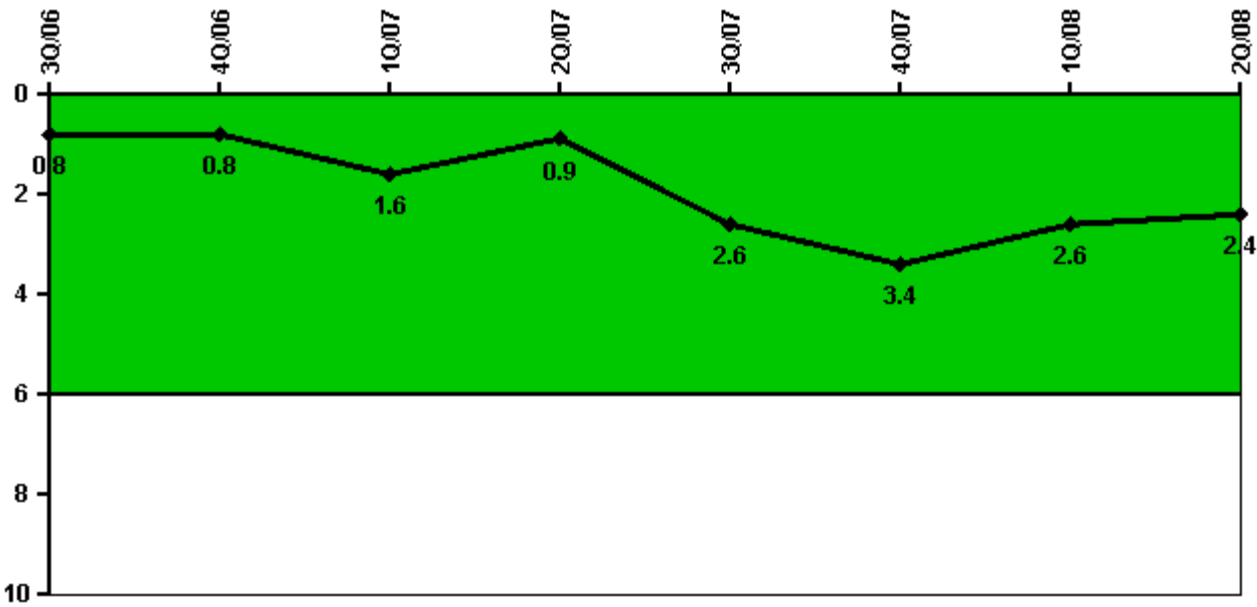
Thresholds: White > 3.0 Yellow > 6.0 Red > 25.0

### Notes

Unplanned Scrams per 7000 Critical Hrs	3Q/06	4Q/06	1Q/07	2Q/07	3Q/07	4Q/07	1Q/08	2Q/08
Unplanned scrams	0	0	0	0	1.0	0	0	0
Critical hours	2208.0	2209.0	2159.0	1621.0	2172.2	2209.0	2183.0	2184.0
Indicator value	0	0	0	0	0.9	0.9	0.9	0.8

Licensee Comments: none

# Unplanned Power Changes per 7000 Critical Hrs



Thresholds: White > 6.0

## Notes

Unplanned Power Changes per 7000 Critical Hrs	3Q/06	4Q/06	1Q/07	2Q/07	3Q/07	4Q/07	1Q/08	2Q/08
Unplanned power changes	0	0	1.0	0	2.0	1.0	0	0
Critical hours	2208.0	2209.0	2159.0	1621.0	2172.2	2209.0	2183.0	2184.0
Indicator value	0.8	0.8	1.6	0.9	2.6	3.4	2.6	2.4

Licensee Comments: none

# Unplanned Scrams with Complications



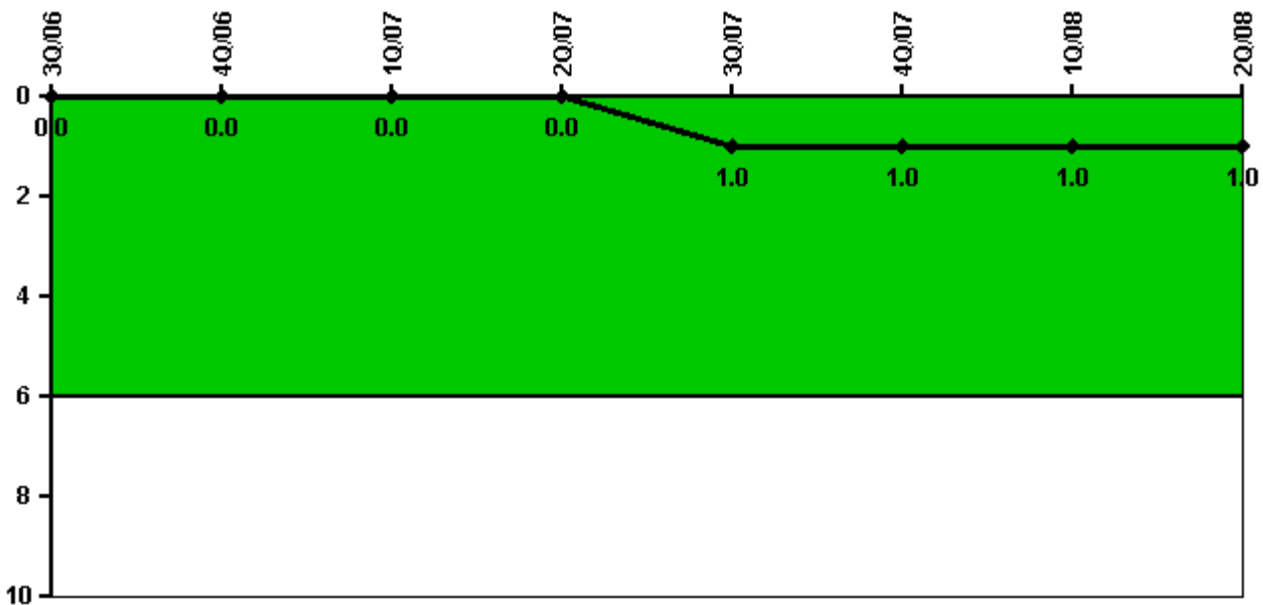
Thresholds: White > 1.0

## Notes

Unplanned Scrams with Complications	3Q/06	4Q/06	1Q/07	2Q/07	3Q/07	4Q/07	1Q/08	2Q/08
Scrams with complications		0	0	0	0	0	0	0
Indicator value					0.0	0.0	0.0	0.0

Licensee Comments: none

# Safety System Functional Failures (BWR)



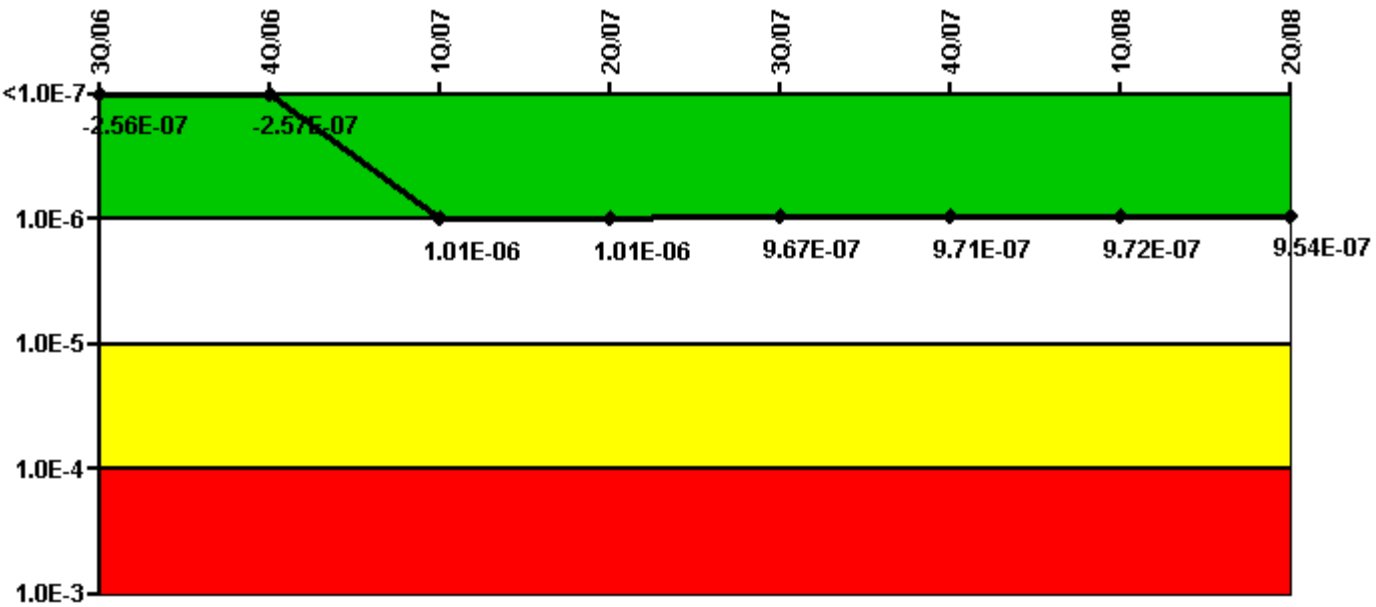
Thresholds: White > 6.0

## Notes

Safety System Functional Failures (BWR)	3Q/06	4Q/06	1Q/07	2Q/07	3Q/07	4Q/07	1Q/08	2Q/08
Safety System Functional Failures	0	0	0	0	1	0	0	0
Indicator value	0	0	0	0	1	1	1	1

Licensee Comments: none

# Mitigating Systems Performance Index, Emergency AC Power System



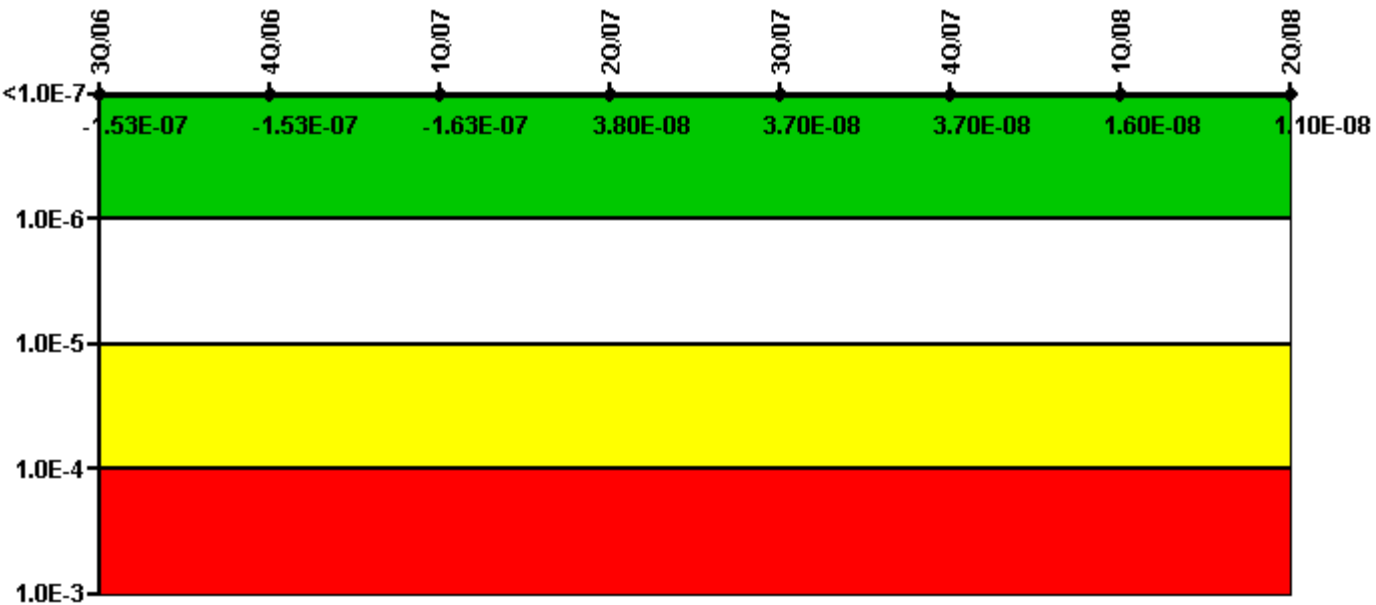
Thresholds: White > 1.00E-6 Yellow > 1.00E-5 Red > 1.00E-4

## Notes

Mitigating Systems Performance Index, Emergency AC Power System	3Q/06	4Q/06	1Q/07	2Q/07	3Q/07	4Q/07	1Q/08	2Q/08
UAI (ΔCDF)	-1.60E-08	-1.70E-08	2.20E-08	1.40E-08	-3.30E-08	-2.90E-08	1.20E-08	1.40E-08
URI (ΔCDF)	-2.40E-07	-2.40E-07	9.90E-07	1.00E-06	1.00E-06	1.00E-06	9.60E-07	9.40E-07
PLE	NO	NO	NO	NO	NO	NO	NO	NO
Indicator value	-2.56E-07	-2.57E-07	1.01E-06	1.01E-06	9.67E-07	9.71E-07	9.72E-07	9.54E-07

Licensee Comments: none

# Mitigating Systems Performance Index, High Pressure Injection System



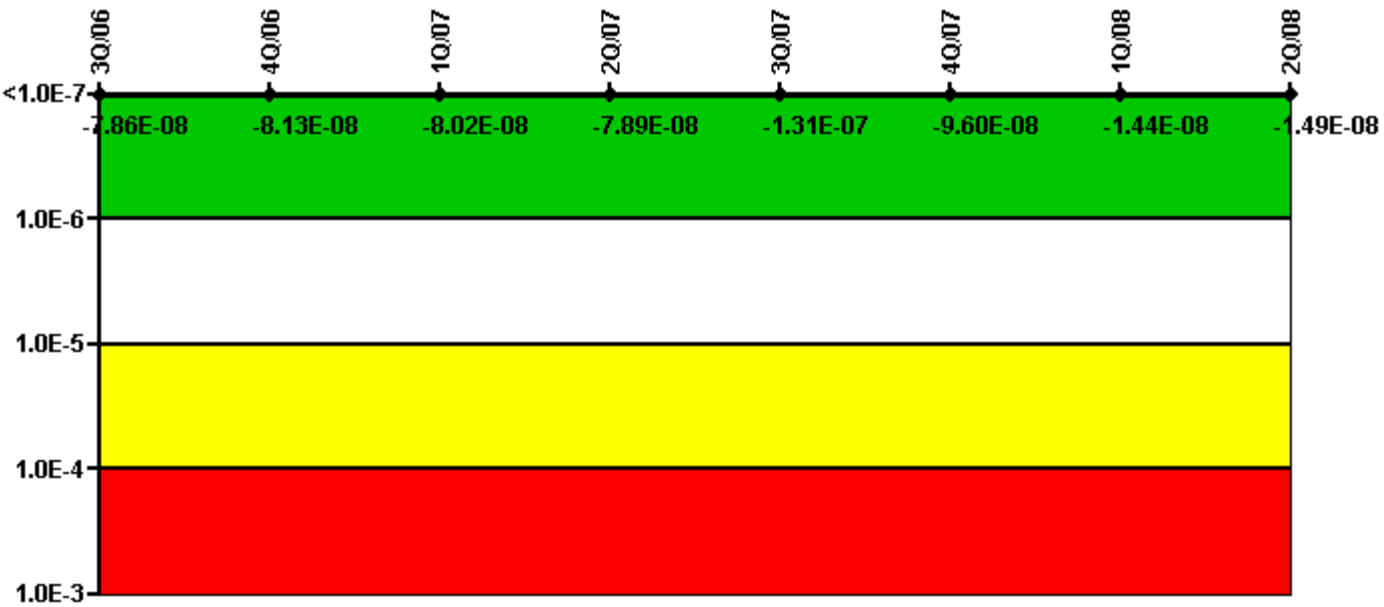
Thresholds: White > 1.00E-6 Yellow > 1.00E-5 Red > 1.00E-4

## Notes

Mitigating Systems Performance Index, High Pressure Injection System	3Q/06	4Q/06	1Q/07	2Q/07	3Q/07	4Q/07	1Q/08	2Q/08
UAI (ΔCDF)	-5.30E-08	-5.30E-08	-5.30E-08	7.00E-08	6.90E-08	6.90E-08	9.00E-08	8.90E-08
URI (ΔCDF)	-1.00E-07	-1.00E-07	-1.10E-07	-3.20E-08	-3.20E-08	-3.20E-08	-7.40E-08	-7.80E-08
PLE	NO	NO	NO	NO	NO	NO	NO	NO
Indicator value	-1.53E-07	-1.53E-07	-1.63E-07	3.80E-08	3.70E-08	3.70E-08	1.60E-08	1.10E-08

Licensee Comments: none

# Mitigating Systems Performance Index, Heat Removal System



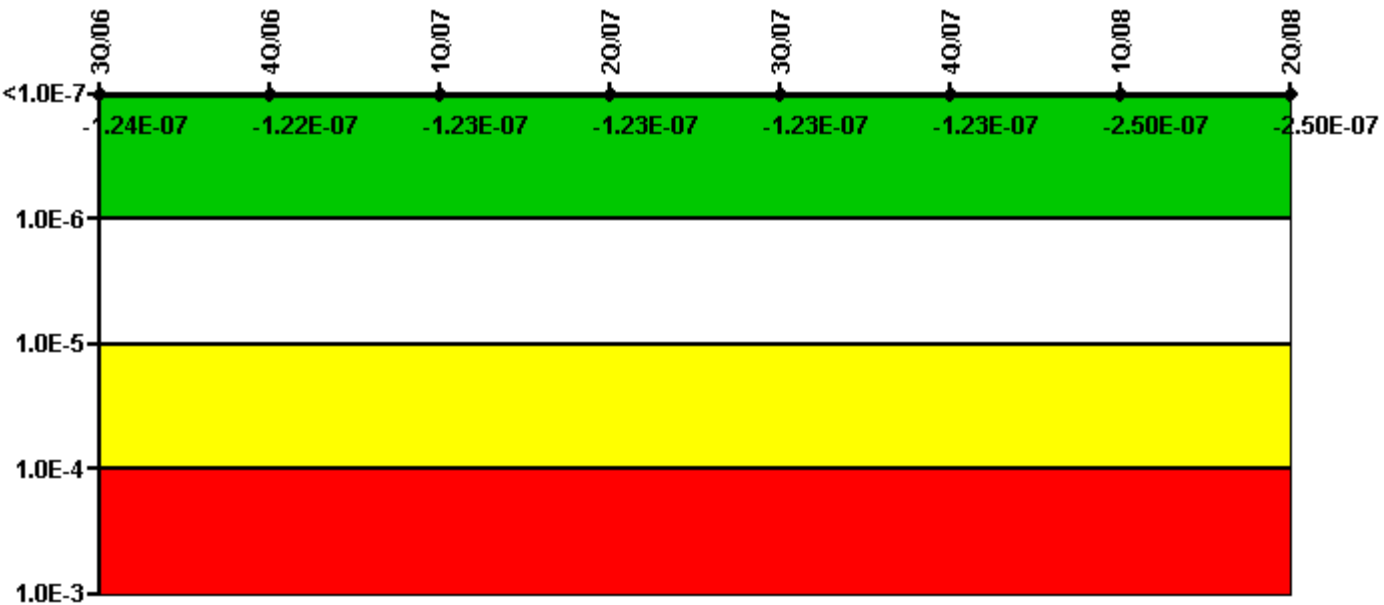
Thresholds: White > 1.00E-6 Yellow > 1.00E-5 Red > 1.00E-4

## Notes

Mitigating Systems Performance Index, Heat Removal System	3Q/06	4Q/06	1Q/07	2Q/07	3Q/07	4Q/07	1Q/08	2Q/08
UAI ( $\Delta$ CDF)	-3.60E-09	-6.30E-09	-6.20E-09	2.10E-09	-5.00E-08	-1.30E-08	-1.40E-09	-1.90E-09
URI ( $\Delta$ CDF)	-7.50E-08	-7.50E-08	-7.40E-08	-8.10E-08	-8.10E-08	-8.30E-08	-1.30E-08	-1.30E-08
PLE	NO	NO	NO	NO	NO	NO	NO	NO
Indicator value	-7.86E-08	-8.13E-08	-8.02E-08	-7.89E-08	-1.31E-07	-9.60E-08	-1.44E-08	-1.49E-08

Licensee Comments: none

# Mitigating Systems Performance Index, Residual Heat Removal System



Thresholds: White > 1.00E-6 Yellow > 1.00E-5 Red > 1.00E-4

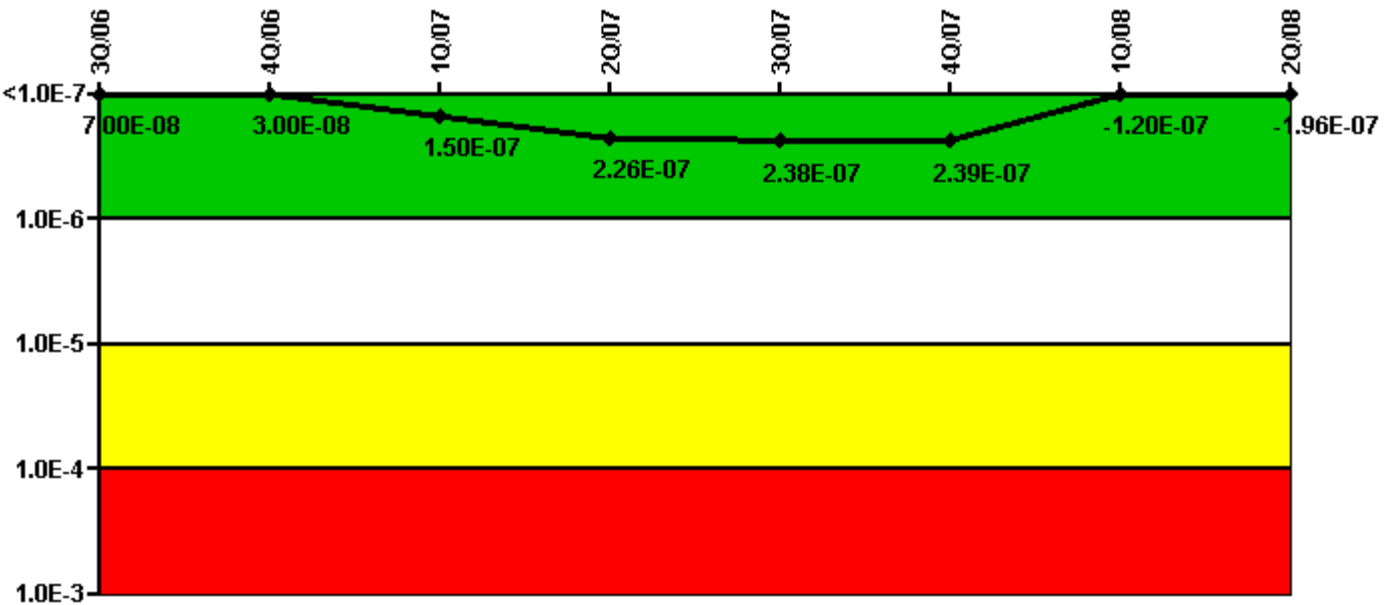
## Notes

Mitigating Systems Performance Index, Residual Heat Removal System	3Q/06	4Q/06	1Q/07	2Q/07	3Q/07	4Q/07	1Q/08	2Q/08
UAI ( $\Delta$ CDF)	-2.60E-08	-2.30E-08	-2.30E-08	-2.30E-08	-2.30E-08	-2.30E-08	-4.00E-08	-4.00E-08
URI ( $\Delta$ CDF)	-9.80E-08	-9.90E-08	-1.00E-07	-1.00E-07	-1.00E-07	-1.00E-07	-2.10E-07	-2.10E-07
PLE	NO	NO	NO	NO	NO	NO	NO	NO
Indicator value	-1.24E-07	-1.22E-07	-1.23E-07	-1.23E-07	-1.23E-07	-1.23E-07	-2.50E-07	-2.50E-07

Licensee Comments: none



# Mitigating Systems Performance Index, Cooling Water Systems



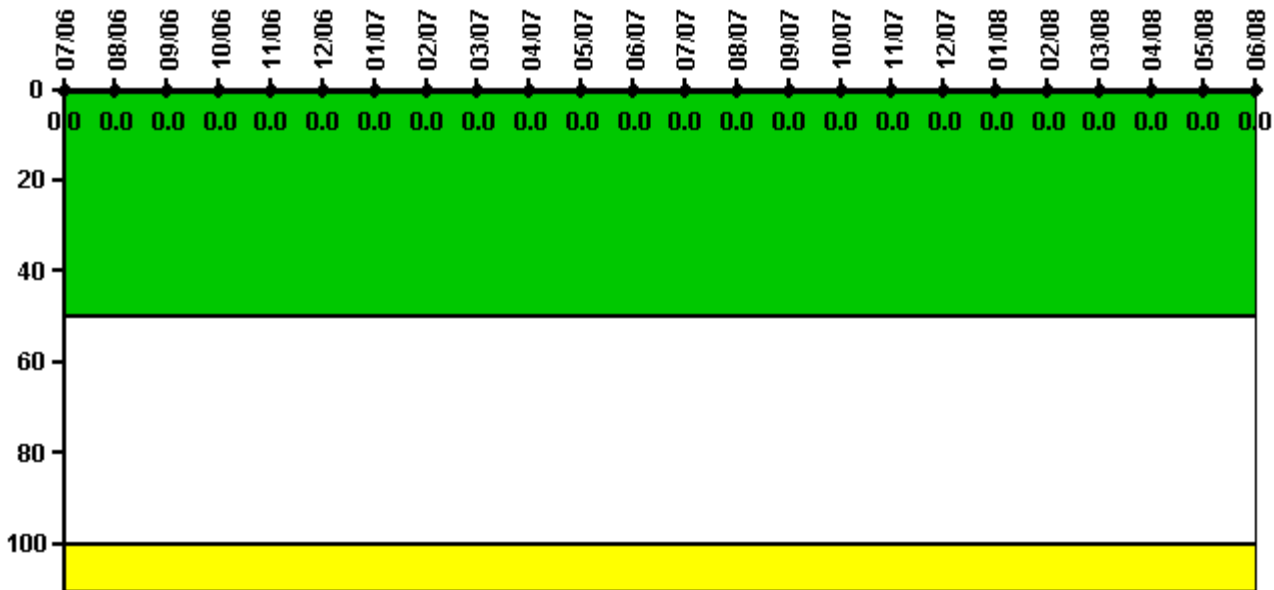
Thresholds: White > 1.00E-6 Yellow > 1.00E-5 Red > 1.00E-4

## Notes

Mitigating Systems Performance Index, Cooling Water Systems	3Q/06	4Q/06	1Q/07	2Q/07	3Q/07	4Q/07	1Q/08	2Q/08
UAI (ΔCDF)	2.60E-07	2.20E-07	3.00E-07	3.20E-07	3.30E-07	3.30E-07	1.80E-07	8.40E-08
URI (ΔCDF)	-1.90E-07	-1.90E-07	-1.50E-07	-9.40E-08	-9.20E-08	-9.10E-08	-3.00E-07	-2.80E-07
PLE	NO	NO	NO	NO	NO	NO	NO	NO
Indicator value	7.00E-08	3.00E-08	1.50E-07	2.26E-07	2.38E-07	2.39E-07	-1.20E-07	-1.96E-07

Licensee Comments: none

# Reactor Coolant System Activity



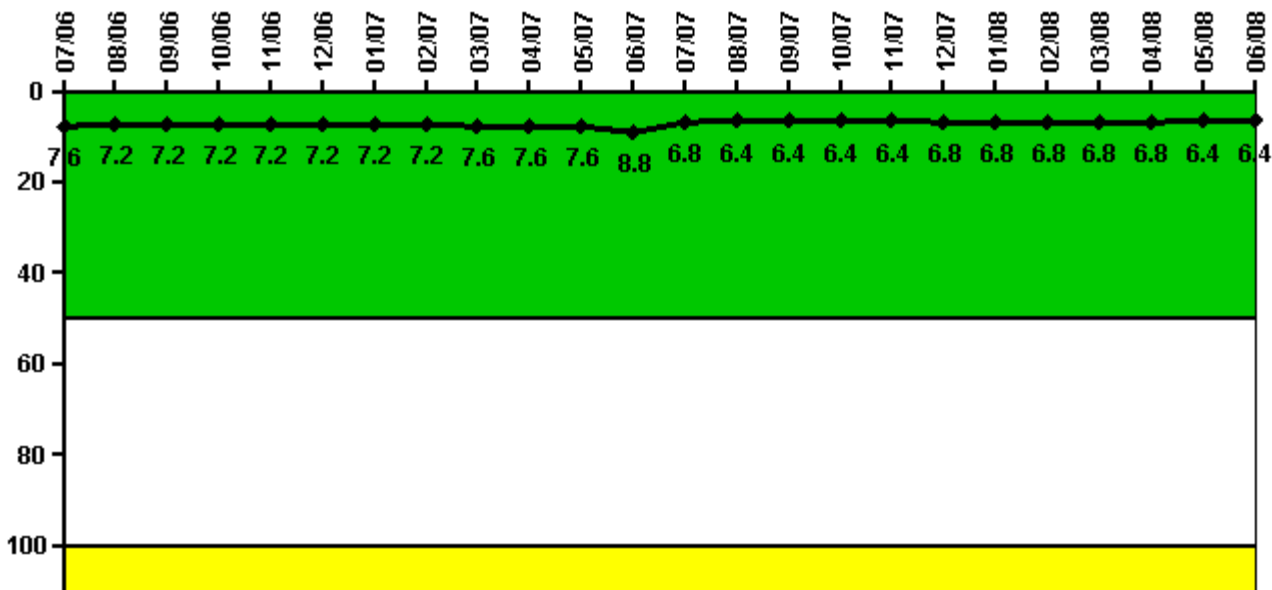
Thresholds: White > 50.0 Yellow > 100.0

## Notes

Reactor Coolant System Activity	7/06	8/06	9/06	10/06	11/06	12/06	1/07	2/07	3/07	4/07	5/07	6/07
Maximum activity	0.000020	0.000016	0.000022	0.000017	0.000026	0.000024	0.000024	0.000025	0.000024	0.000023	0.000038	0.000022
Technical specification limit	1.1	1.1	1.1	1.1	1.1	1.1	1.1	1.1	1.1	1.1	1.1	1.1
Indicator value	0	0	0	0	0	0	0	0	0	0	0	0
Reactor Coolant System Activity	7/07	8/07	9/07	10/07	11/07	12/07	1/08	2/08	3/08	4/08	5/08	6/08
Maximum activity	0.000023	0.000034	0.000046	0.000046	0.000032	0.000037	0.000034	0.000023	0.000027	0.000031	0.000037	0.000030
Technical specification limit	1.1	1.1	1.1	1.1	1.1	1.1	1.1	1.1	1.1	1.1	1.1	1.1
Indicator value	0	0	0	0	0	0	0	0	0	0	0	0

Licensee Comments: none

# Reactor Coolant System Leakage



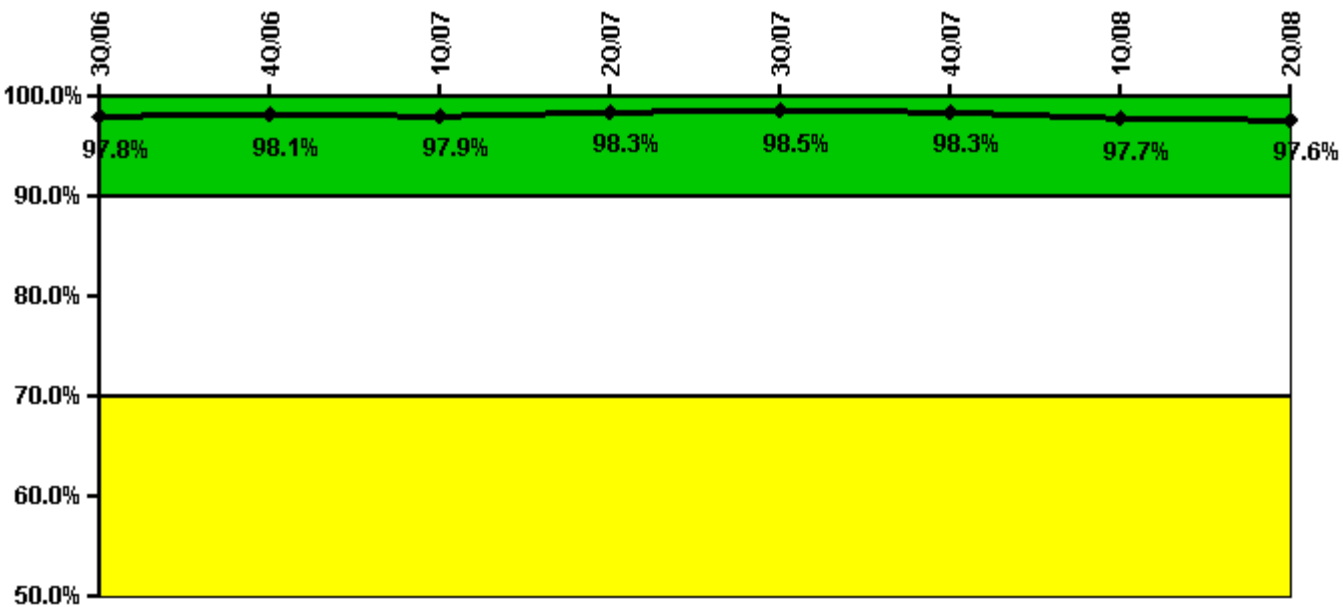
Thresholds: White > 50.0 Yellow > 100.0

## Notes

<b>Reactor Coolant System Leakage</b>	<b>7/06</b>	<b>8/06</b>	<b>9/06</b>	<b>10/06</b>	<b>11/06</b>	<b>12/06</b>	<b>1/07</b>	<b>2/07</b>	<b>3/07</b>	<b>4/07</b>	<b>5/07</b>	<b>6/07</b>
Maximum leakage	1.900	1.800	1.800	1.800	1.800	1.800	1.800	1.800	1.900	1.900	1.900	2.200
Technical specification limit	25.0	25.0	25.0	25.0	25.0	25.0	25.0	25.0	25.0	25.0	25.0	25.0
Indicator value	7.6	7.2	7.2	7.2	7.2	7.2	7.2	7.2	7.6	7.6	7.6	8.8
<b>Reactor Coolant System Leakage</b>	<b>7/07</b>	<b>8/07</b>	<b>9/07</b>	<b>10/07</b>	<b>11/07</b>	<b>12/07</b>	<b>1/08</b>	<b>2/08</b>	<b>3/08</b>	<b>4/08</b>	<b>5/08</b>	<b>6/08</b>
Maximum leakage	1.700	1.600	1.600	1.600	1.600	1.700	1.700	1.700	1.700	1.700	1.600	1.600
Technical specification limit	25.0	25.0	25.0	25.0	25.0	25.0	25.0	25.0	25.0	25.0	25.0	25.0
Indicator value	6.8	6.4	6.4	6.4	6.4	6.8	6.8	6.8	6.8	6.8	6.4	6.4

Licensee Comments: none

# Drill/Exercise Performance



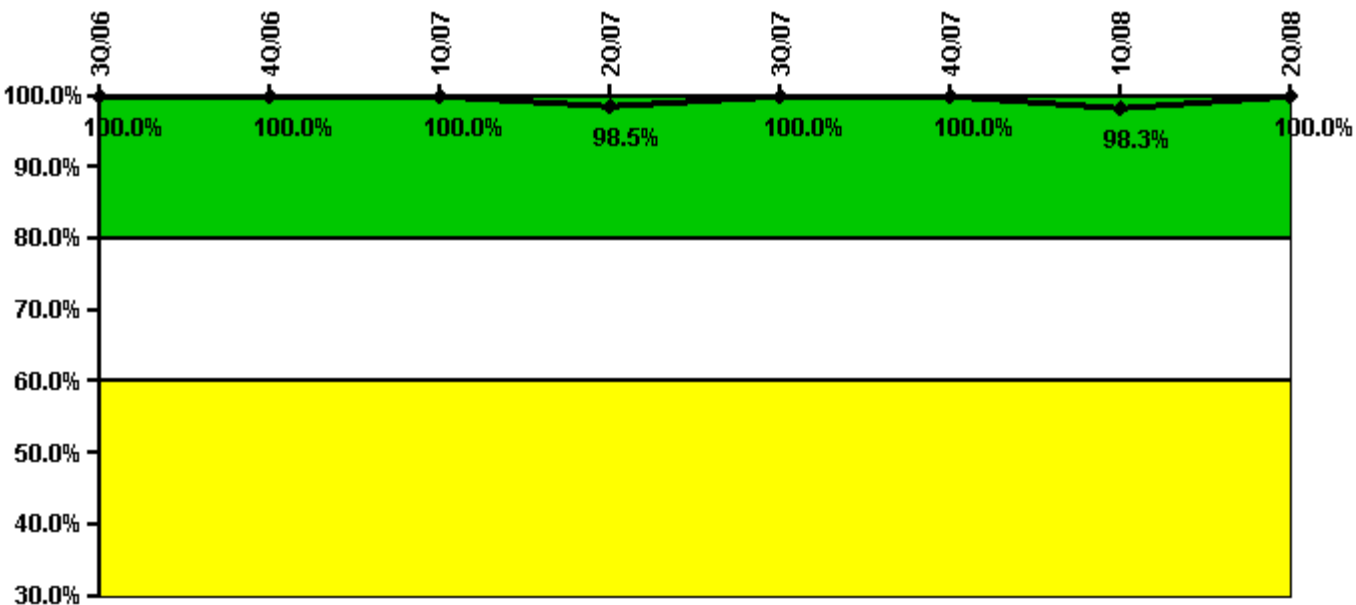
Thresholds: White < 90.0% Yellow < 70.0%

## Notes

Drill/Exercise Performance	3Q/06	4Q/06	1Q/07	2Q/07	3Q/07	4Q/07	1Q/08	2Q/08
Successful opportunities	52.0	36.0	13.0	23.0	58.0	27.0	40.0	36.0
Total opportunities	53.0	38.0	14.0	23.0	58.0	28.0	42.0	36.0
Indicator value	97.8%	98.1%	97.9%	98.3%	98.5%	98.3%	97.7%	97.6%

Licensee Comments: none

# ERO Drill Participation



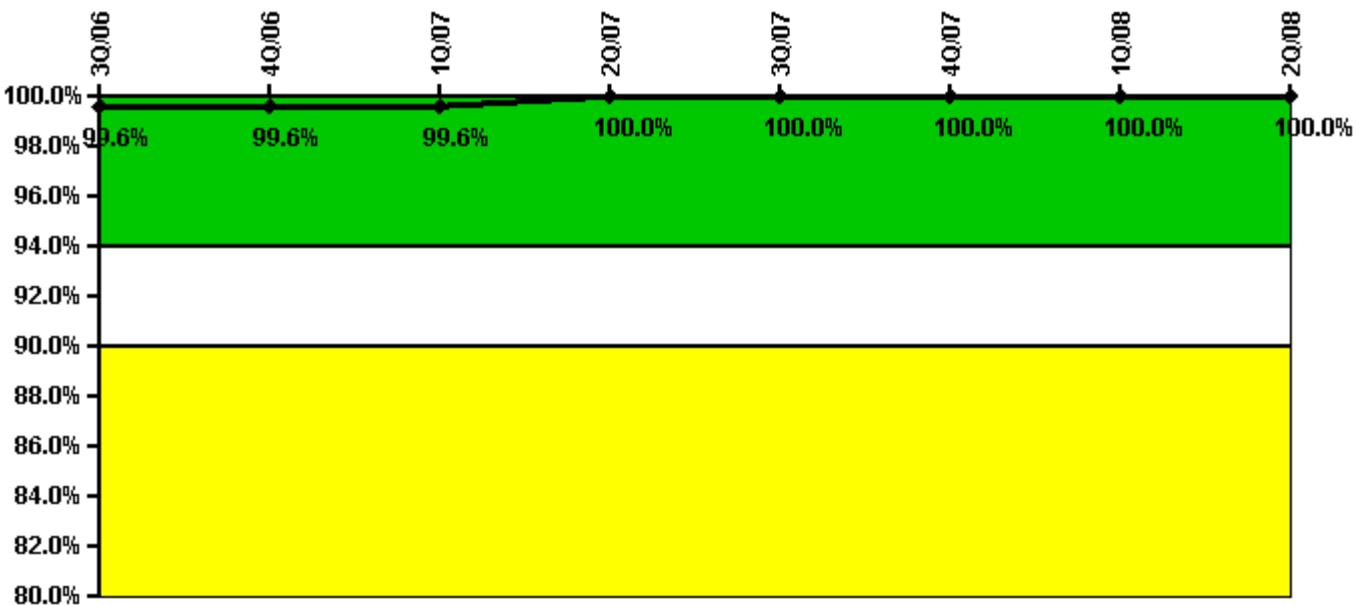
Thresholds: White < 80.0% Yellow < 60.0%

## Notes

ERO Drill Participation	3Q/06	4Q/06	1Q/07	2Q/07	3Q/07	4Q/07	1Q/08	2Q/08
Participating Key personnel	68.0	65.0	64.0	64.0	64.0	67.0	58.0	62.0
Total Key personnel	68.0	65.0	64.0	65.0	64.0	67.0	59.0	62.0
Indicator value	100.0%	100.0%	100.0%	98.5%	100.0%	100.0%	98.3%	100.0%

Licensee Comments: none

# Alert & Notification System



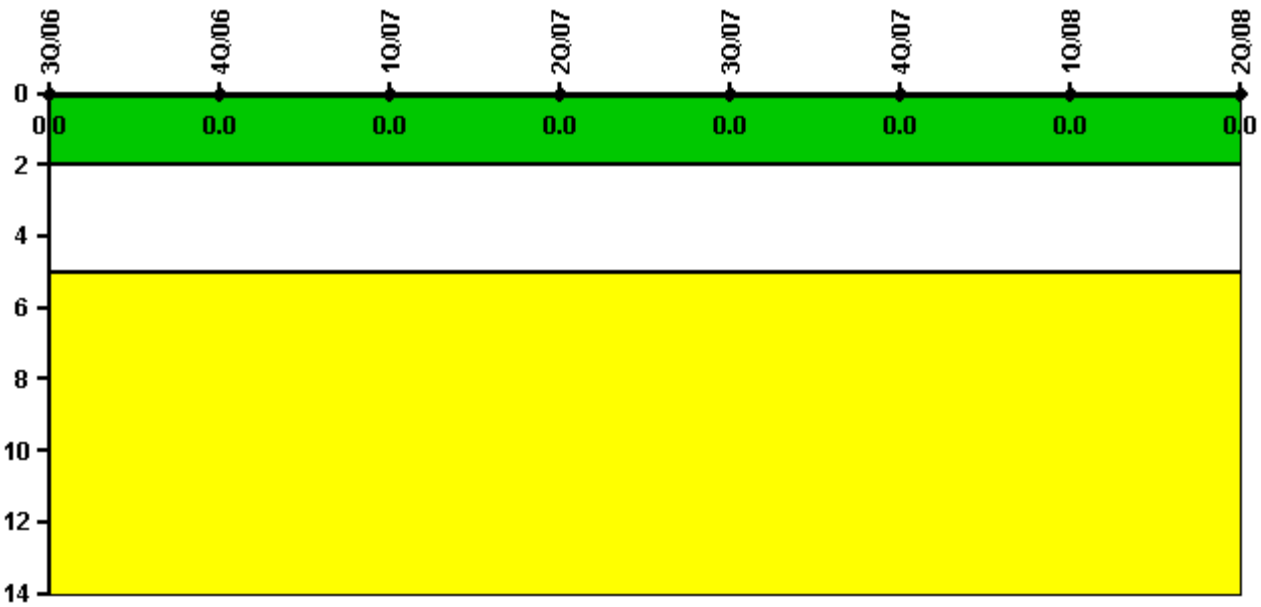
Thresholds: White < 94.0% Yellow < 90.0%

## Notes

Alert & Notification System	3Q/06	4Q/06	1Q/07	2Q/07	3Q/07	4Q/07	1Q/08	2Q/08
Successful siren-tests	63	84	63	63	63	63	63	63
Total sirens-tests	63	84	63	63	63	63	63	63
Indicator value	99.6%	99.6%	99.6%	100.0%	100.0%	100.0%	100.0%	100.0%

Licensee Comments: none

# Occupational Exposure Control Effectiveness



Thresholds: White > 2.0 Yellow > 5.0

## Notes

Occupational Exposure Control Effectiveness	3Q/06	4Q/06	1Q/07	2Q/07	3Q/07	4Q/07	1Q/08	2Q/08
High radiation area occurrences	0	0	0	0	0	0	0	0
Very high radiation area occurrences	0	0	0	0	0	0	0	0
Unintended exposure occurrences	0	0	0	0	0	0	0	0
Indicator value	0	0	0	0	0	0	0	0

Licensee Comments: none

# RETS/ODCM Radiological Effluent



Thresholds: White > 1.0 Yellow > 3.0

## Notes

RETS/ODCM Radiological Effluent	3Q/06	4Q/06	1Q/07	2Q/07	3Q/07	4Q/07	1Q/08	2Q/08
RETS/ODCM occurrences	0	0	0	0	0	0	0	0
Indicator value	0	0	0	0	0	0	0	0

Licensee Comments: none

[Physical Protection](#) information not publicly available.

▲ [Action Matrix Summary](#) | [Inspection Findings Summary](#) | [PI Summary](#) | [Reactor Oversight Process](#)

Last Modified: August 4, 2008