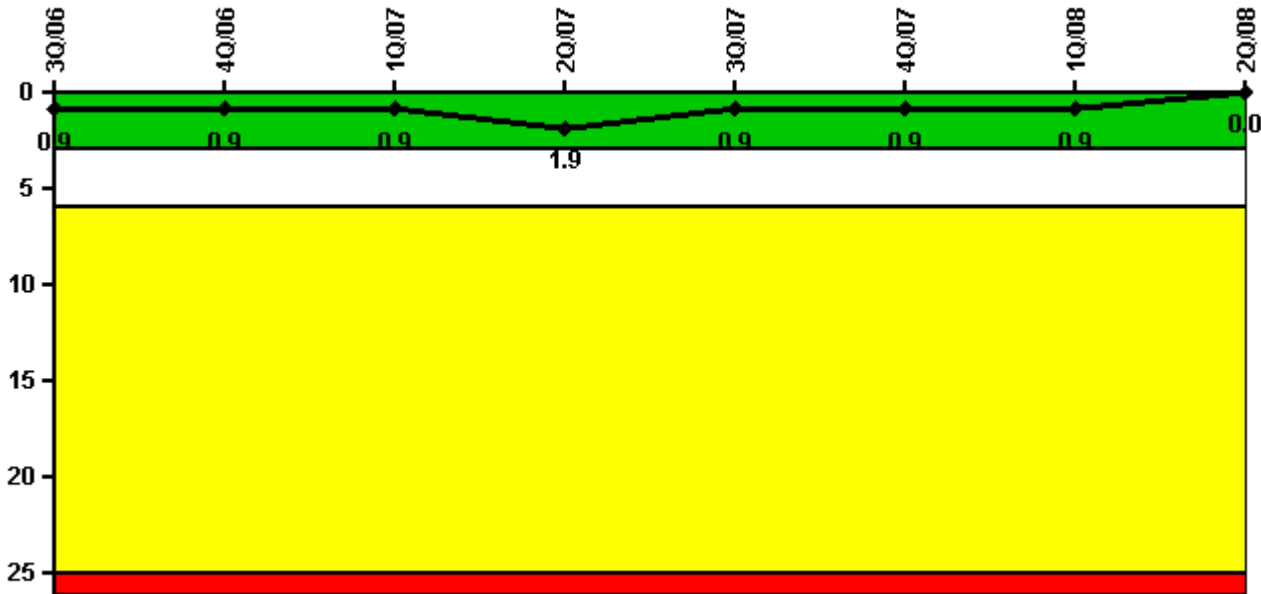


# Vogtle 2

## 2Q/2008 Performance Indicators

Licensee's General Comments: none

### Unplanned Scrams per 7000 Critical Hrs



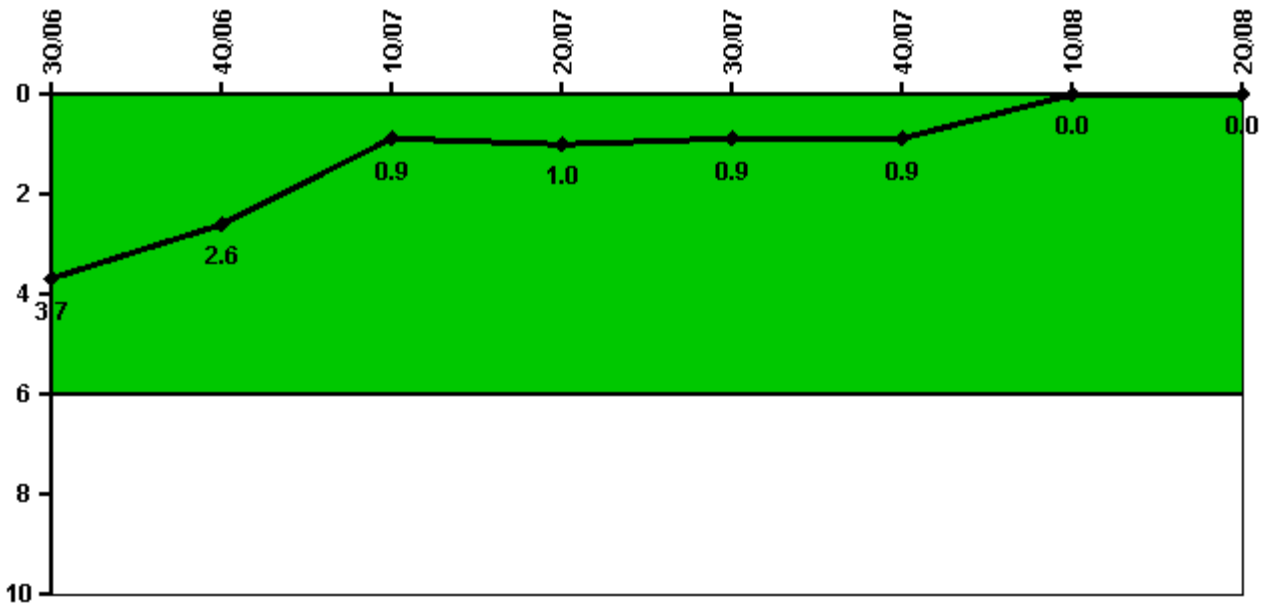
Thresholds: White > 3.0 Yellow > 6.0 Red > 25.0

### Notes

Unplanned Scrams per 7000 Critical Hrs	3Q/06	4Q/06	1Q/07	2Q/07	3Q/07	4Q/07	1Q/08	2Q/08
Unplanned scrams	1.0	0	0	1.0	0	0	0	0
Critical hours	2088.0	2209.0	1490.0	1483.7	2208.0	2209.0	2183.0	2184.0
Indicator value	0.9	0.9	0.9	1.9	0.9	0.9	0.9	0

Licensee Comments: none

# Unplanned Power Changes per 7000 Critical Hrs



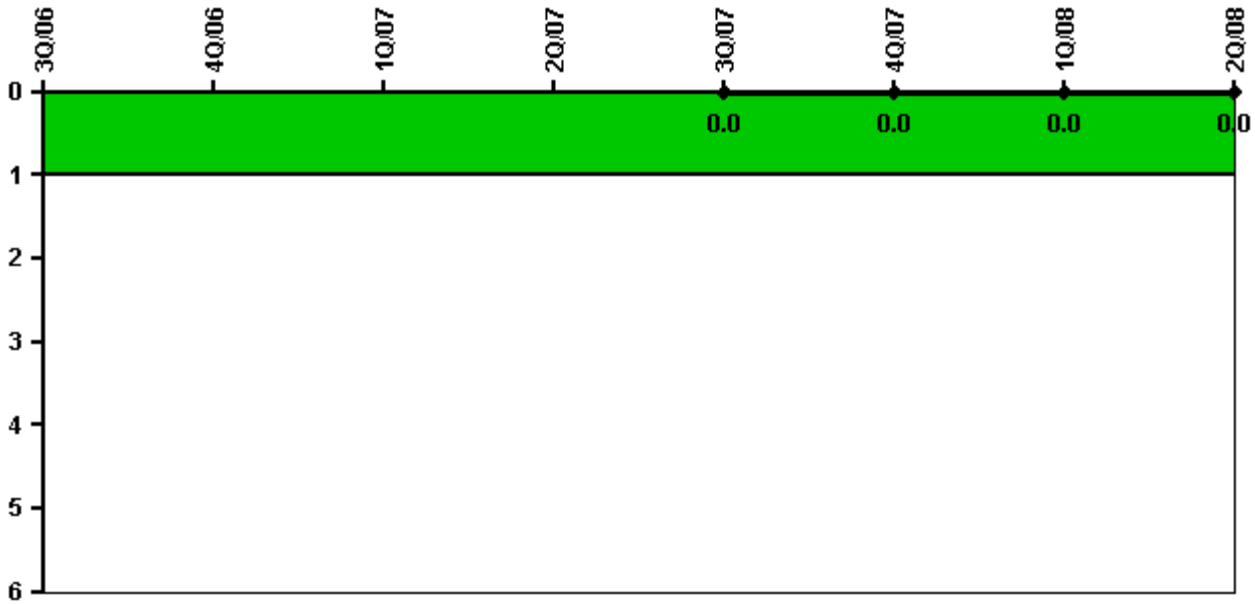
Thresholds: White > 6.0

## Notes

Unplanned Power Changes per 7000 Critical Hrs	3Q/06	4Q/06	1Q/07	2Q/07	3Q/07	4Q/07	1Q/08	2Q/08
Unplanned power changes	0	0	1.0	0	0	0	0	0
Critical hours	2088.0	2209.0	1490.0	1483.7	2208.0	2209.0	2183.0	2184.0
Indicator value	3.7	2.6	0.9	1.0	0.9	0.9	0	0

Licensee Comments: none

# Unplanned Scrams with Complications



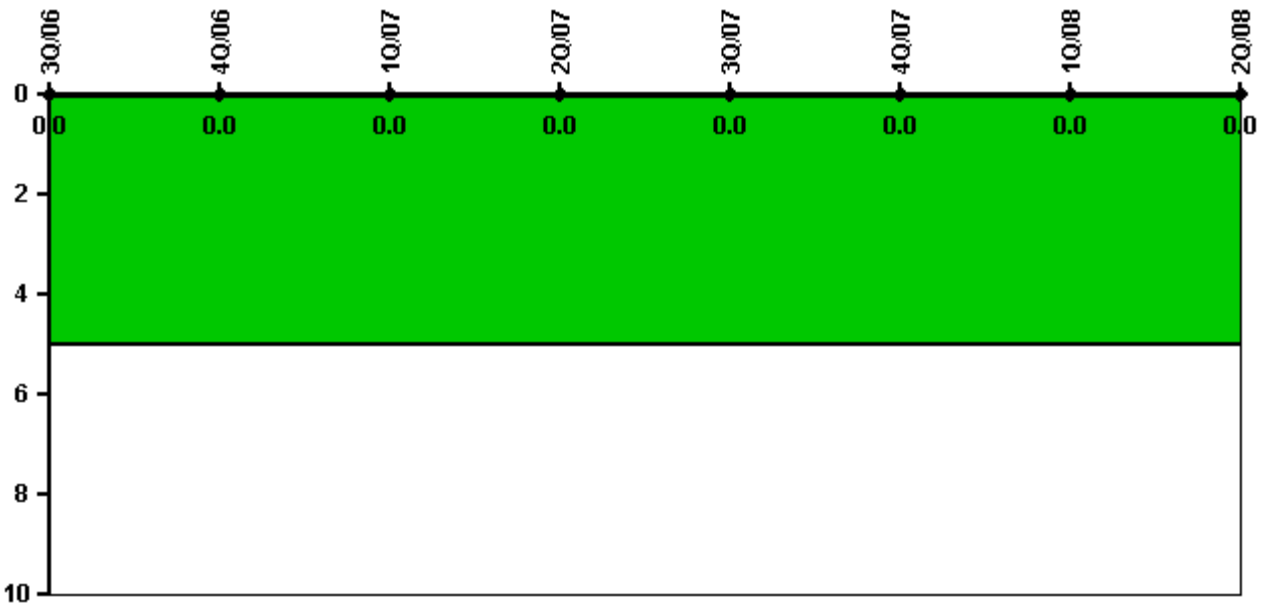
Thresholds: White > 1.0

## Notes

Unplanned Scrams with Complications	3Q/06	4Q/06	1Q/07	2Q/07	3Q/07	4Q/07	1Q/08	2Q/08
Scrams with complications		0	0	0	0	0	0	0
Indicator value					0.0	0.0	0.0	0.0

Licensee Comments: none

# Safety System Functional Failures (PWR)



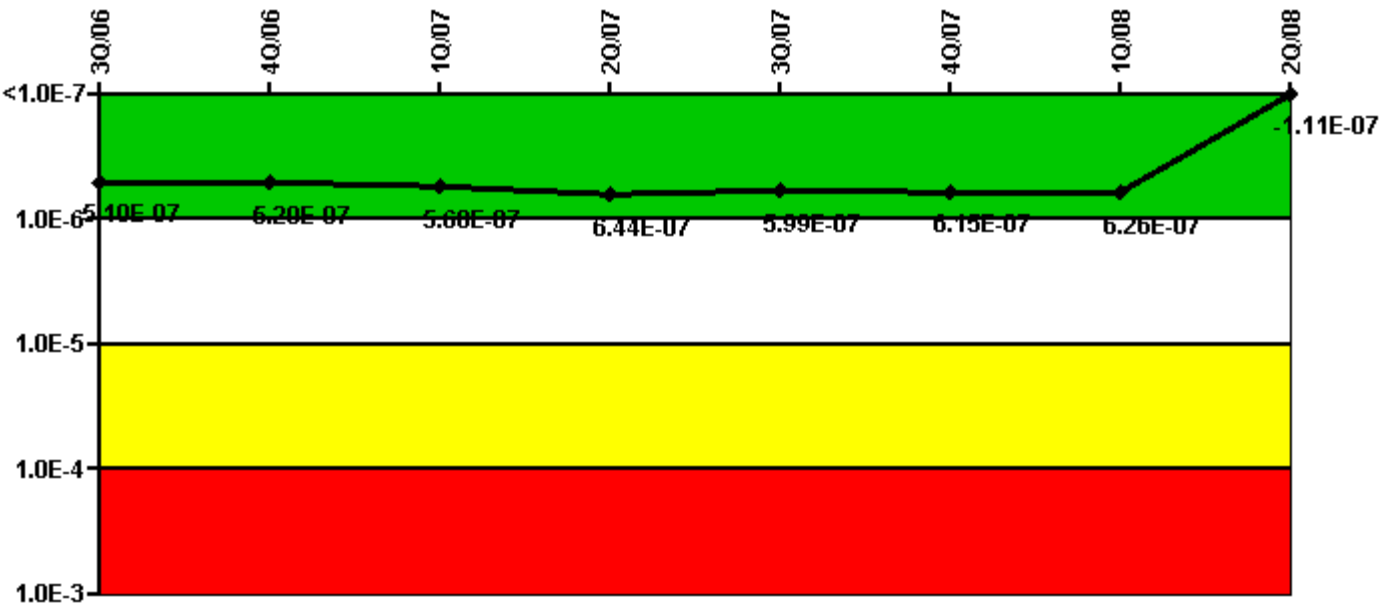
Thresholds: White > 5.0

## Notes

Safety System Functional Failures (PWR)	3Q/06	4Q/06	1Q/07	2Q/07	3Q/07	4Q/07	1Q/08	2Q/08
Safety System Functional Failures	0	0	0	0	0	0	0	0
Indicator value	0	0	0	0	0	0	0	0

Licensee Comments: none

# Mitigating Systems Performance Index, Emergency AC Power System



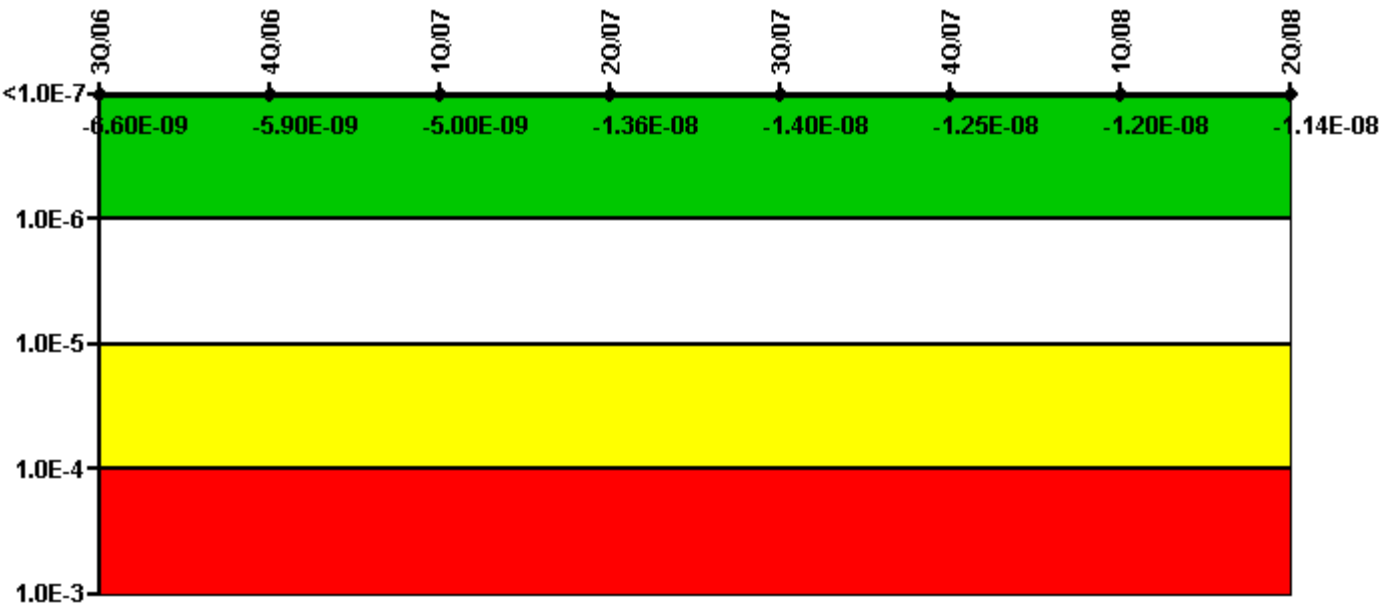
Thresholds: White > 1.00E-6 Yellow > 1.00E-5 Red > 1.00E-4

## Notes

Mitigating Systems Performance Index, Emergency AC Power System	3Q/06	4Q/06	1Q/07	2Q/07	3Q/07	4Q/07	1Q/08	2Q/08
UAI ( $\Delta$ CDF)	-1.10E-07	-1.10E-07	-1.10E-07	-9.60E-08	-9.10E-08	-7.50E-08	-7.40E-08	-4.70E-08
URI ( $\Delta$ CDF)	6.20E-07	6.30E-07	6.70E-07	7.40E-07	6.90E-07	6.90E-07	7.00E-07	-6.40E-08
PLE	NO	NO	NO	NO	NO	NO	NO	NO
Indicator value	5.10E-07	5.20E-07	5.60E-07	6.44E-07	5.99E-07	6.15E-07	6.26E-07	-1.11E-07

Licensee Comments: none

# Mitigating Systems Performance Index, High Pressure Injection System



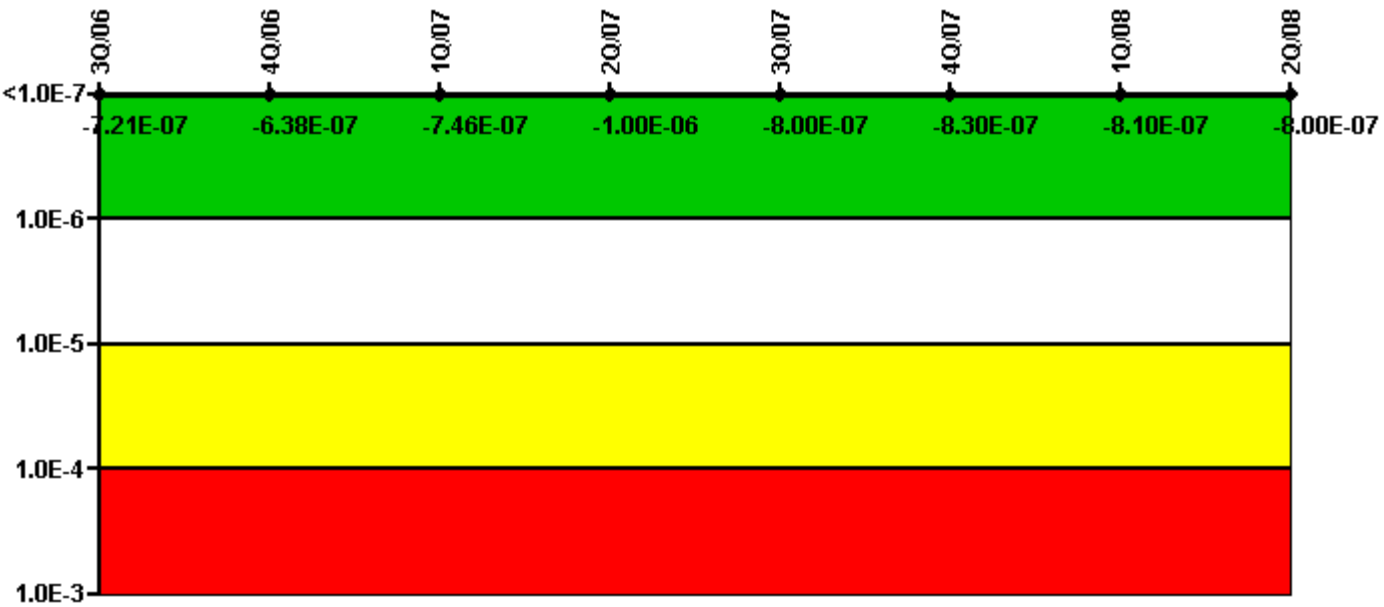
Thresholds: White > 1.00E-6 Yellow > 1.00E-5 Red > 1.00E-4

## Notes

Mitigating Systems Performance Index, High Pressure Injection System	3Q/06	4Q/06	1Q/07	2Q/07	3Q/07	4Q/07	1Q/08	2Q/08
UAI (ΔCDF)	2.90E-09	3.50E-09	4.60E-09	-3.60E-09	-3.00E-09	-4.90E-10	-4.10E-11	-4.00E-10
URI (ΔCDF)	-9.50E-09	-9.40E-09	-9.60E-09	-1.00E-08	-1.10E-08	-1.20E-08	-1.20E-08	-1.10E-08
PLE	NO	NO	NO	NO	NO	NO	NO	NO
Indicator value	-6.60E-09	-5.90E-09	-5.00E-09	-1.36E-08	-1.40E-08	-1.25E-08	-1.20E-08	-1.14E-08

Licensee Comments: none

# Mitigating Systems Performance Index, Heat Removal System



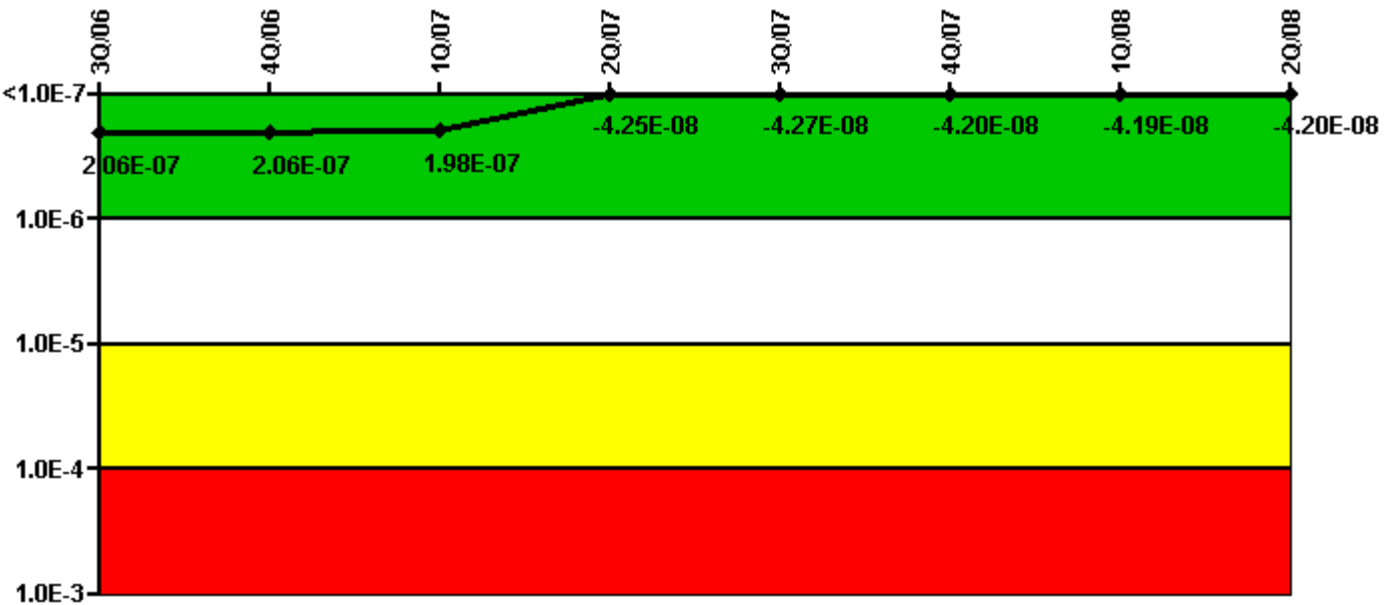
Thresholds: White > 1.00E-6 Yellow > 1.00E-5 Red > 1.00E-4

## Notes

Mitigating Systems Performance Index, Heat Removal System	3Q/06	4Q/06	1Q/07	2Q/07	3Q/07	4Q/07	1Q/08	2Q/08
UAI ( $\Delta$ CDF)	-7.10E-08	1.20E-08	-8.60E-08	-1.20E-07	-1.10E-07	-1.40E-07	-1.30E-07	-1.40E-07
URI ( $\Delta$ CDF)	-6.50E-07	-6.50E-07	-6.60E-07	-8.80E-07	-6.90E-07	-6.90E-07	-6.80E-07	-6.60E-07
PLE	NO	NO	NO	NO	NO	NO	NO	NO
Indicator value	-7.21E-07	-6.38E-07	-7.46E-07	-1.00E-06	-8.00E-07	-8.30E-07	-8.10E-07	-8.00E-07

Licensee Comments: none

# Mitigating Systems Performance Index, Residual Heat Removal System



Thresholds: White > 1.00E-6 Yellow > 1.00E-5 Red > 1.00E-4

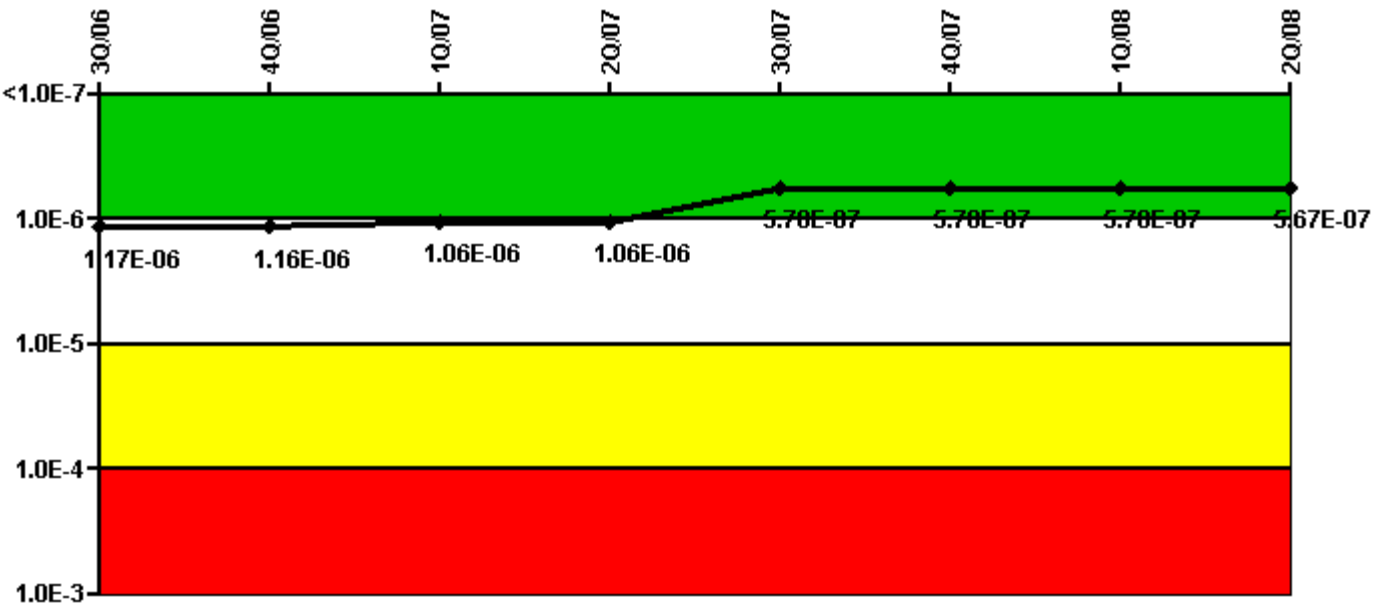
## Notes

Mitigating Systems Performance Index, Residual Heat Removal System	3Q/06	4Q/06	1Q/07	2Q/07	3Q/07	4Q/07	1Q/08	2Q/08
UAI ( $\Delta$ CDF)	6.10E-09	6.10E-09	7.60E-09	-4.50E-09	-4.70E-09	-5.00E-09	-4.90E-09	-7.00E-09
URI ( $\Delta$ CDF)	2.00E-07	2.00E-07	1.90E-07	-3.80E-08	-3.80E-08	-3.70E-08	-3.70E-08	-3.50E-08
PLE	NO	NO	NO	NO	NO	NO	NO	NO
Indicator value	2.06E-07	2.06E-07	1.98E-07	-4.25E-08	-4.27E-08	-4.20E-08	-4.19E-08	-4.20E-08

Licensee Comments: none



# Mitigating Systems Performance Index, Cooling Water Systems



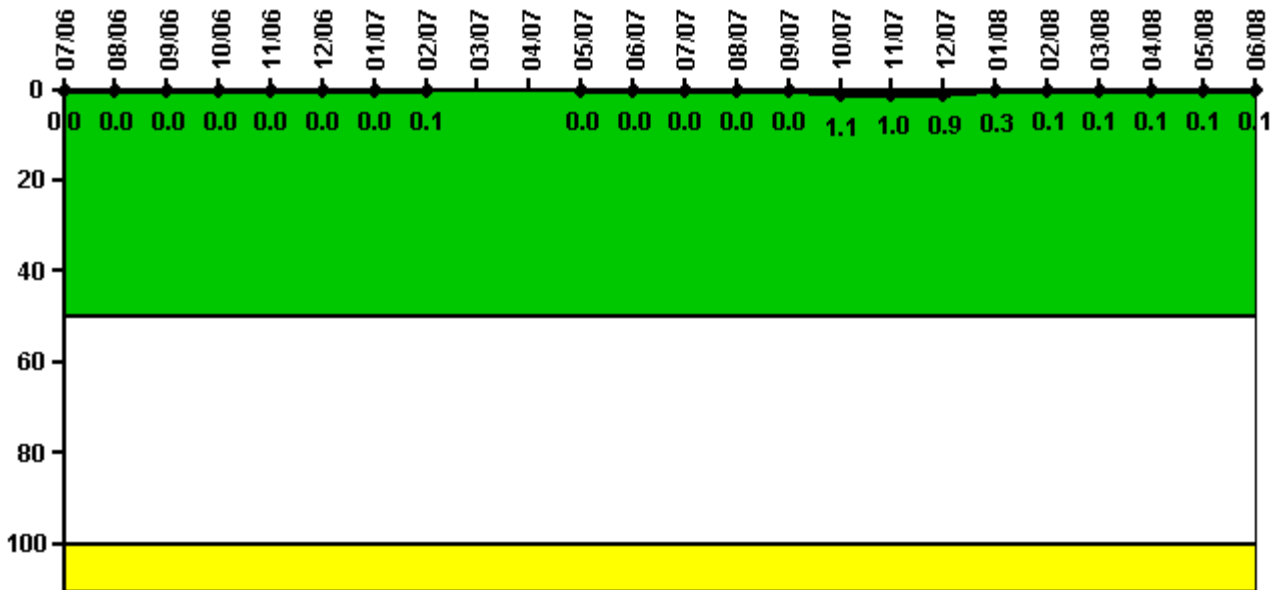
Thresholds: White > 1.00E-6 Yellow > 1.00E-5 Red > 1.00E-4

## Notes

Mitigating Systems Performance Index, Cooling Water Systems	3Q/06	4Q/06	1Q/07	2Q/07	3Q/07	4Q/07	1Q/08	2Q/08
UAI (ΔCDF)	6.70E-08	5.60E-08	6.00E-08	6.00E-08	6.00E-08	6.00E-08	6.00E-08	5.70E-08
URI (ΔCDF)	1.10E-06	1.10E-06	1.00E-06	1.00E-06	5.10E-07	5.10E-07	5.10E-07	5.10E-07
PLE	NO	NO	NO	NO	NO	NO	NO	NO
Indicator value	1.17E-06	1.16E-06	1.06E-06	1.06E-06	5.70E-07	5.70E-07	5.70E-07	5.67E-07

Licensee Comments: none

# Reactor Coolant System Activity



Thresholds: White > 50.0 Yellow > 100.0

## Notes


Reactor Coolant System Activity	7/06	8/06	9/06	10/06	11/06	12/06	1/07	2/07	3/07	4/07	5/07	6/07
Maximum activity	0.000163	0.000241	0.000175	0.000181	0.000184	0.000194	0.000266	0.000948	N/A	N/A	0.000187	0.000177
Technical specification limit	1.0	1.0	1.0	1.0	1.0	1.0	1.0	1.0	1.0	1.0	1.0	1.0
Indicator value	0	0	0	0	0	0	0	0.1	N/A	N/A	0	0

Reactor Coolant System Activity	7/07	8/07	9/07	10/07	11/07	12/07	1/08	2/08	3/08	4/08	5/08	6/08
Maximum activity	0.000185	0.000183	0.000203	0.011410	0.009809	0.009130	0.002842	0.001032	0.000639	0.000570	0.000545	0.000606
Technical specification limit	1.0	1.0	1.0	1.0	1.0	1.0	1.0	1.0	1.0	1.0	1.0	1.0
Indicator value	0	0	0	1.1	1.0	0.9	0.3	0.1	0.1	0.1	0.1	0.1

Licensee Comments: none

# Reactor Coolant System Leakage



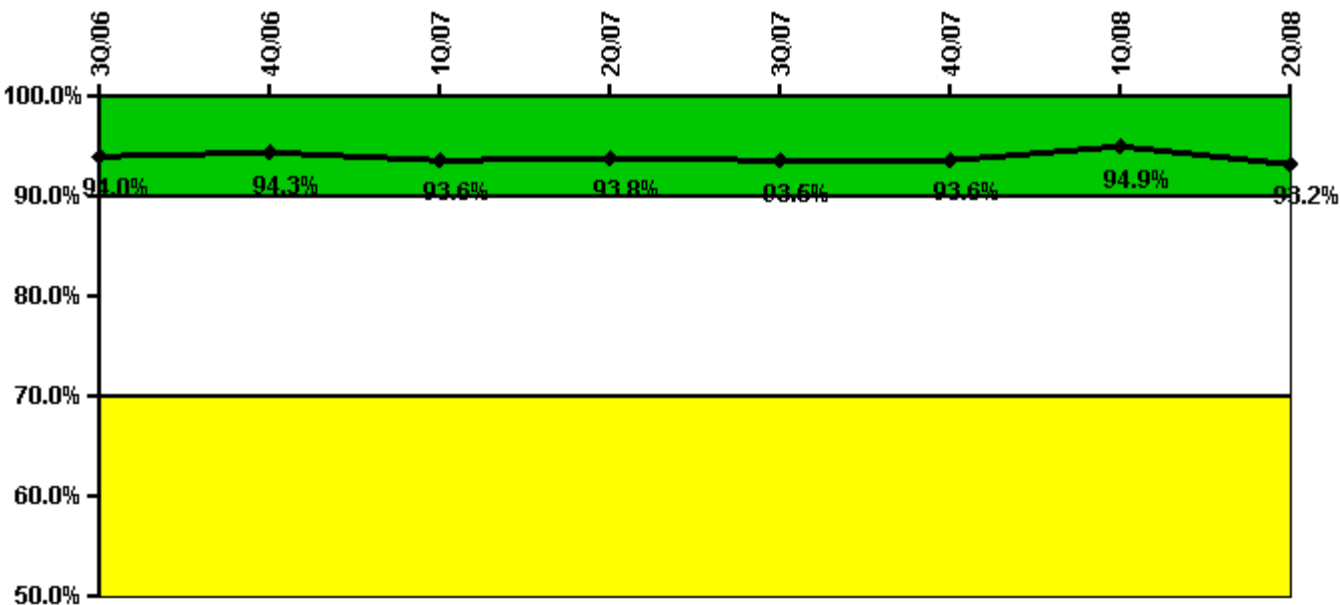
Thresholds: White > 50.0 Yellow > 100.0

## Notes

Reactor Coolant System Leakage	7/06	8/06	9/06	10/06	11/06	12/06	1/07	2/07	3/07	4/07	5/07	6/07
Maximum leakage	0.102	0.566	0.129	0.125	0.117	0.123	0.128	0.139	0.124	0.133	0.131	0.143
Technical specification limit	10.0	10.0	10.0	10.0	10.0	10.0	10.0	10.0	10.0	10.0	10.0	10.0
Indicator value	1.0	5.7	1.3	1.3	1.2	1.2	1.3	1.4	1.2	1.3	1.3	1.4
Reactor Coolant System Leakage	7/07	8/07	9/07	10/07	11/07	12/07	1/08	2/08	3/08	4/08	5/08	6/08
Maximum leakage	0.144	0.136	0.159	0.143	0.139	0.156	0.144	0.157	0.174	0.159	0.178	0.180
Technical specification limit	10.0	10.0	10.0	10.0	10.0	10.0	10.0	10.0	10.0	10.0	10.0	10.0
Indicator value	1.4	1.4	1.6	1.4	1.4	1.6	1.4	1.6	1.7	1.6	1.8	1.8

Licensee Comments: none

# Drill/Exercise Performance



Thresholds: White < 90.0% Yellow < 70.0%

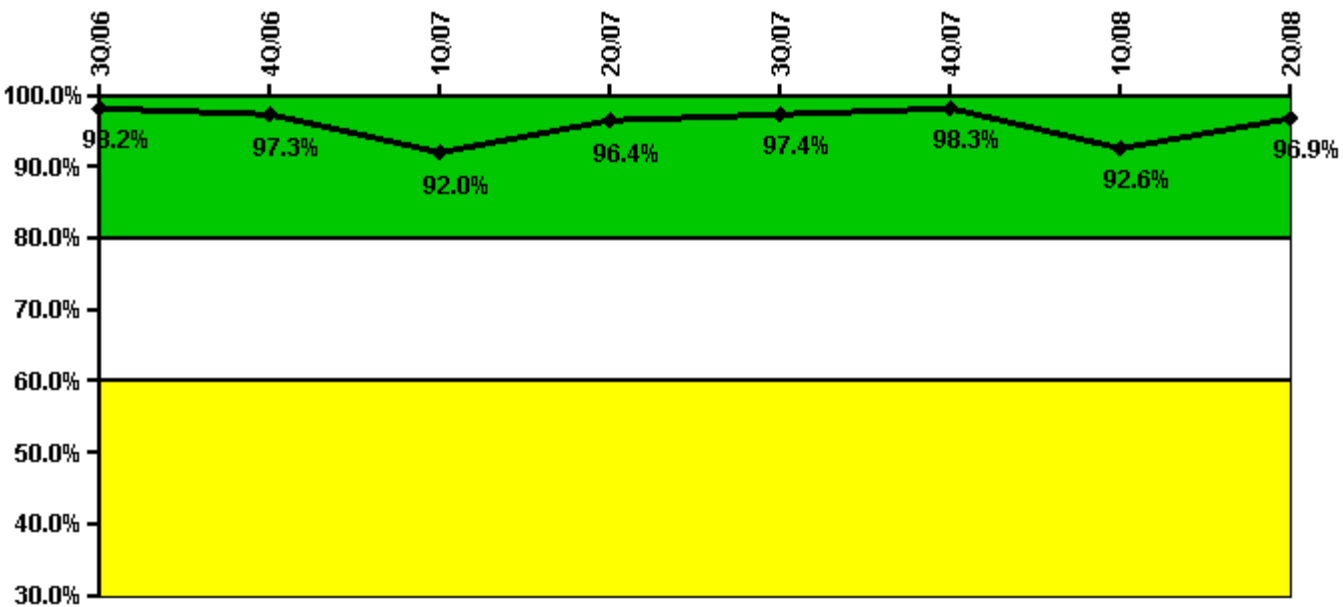
## Notes

Drill/Exercise Performance	3Q/06	4Q/06	1Q/07	2Q/07	3Q/07	4Q/07	1Q/08	2Q/08
Successful opportunities	104.0	27.0	31.0	49.0	83.0	44.0	28.0	58.0
Total opportunities	112.0	28.0	38.0	50.0	87.0	46.0	30.0	64.0
Indicator value	94.0%	94.3%	93.6%	93.8%	93.5%	93.6%	94.9%	93.2%

## Licensee Comments:

1Q/08: A DEP performance indicator (PI) data sheet was not forwarded to Emergency Preparedness in a timely manner. The data sheet was discovered in the simulator instructors booth after the first quarter period had ended, thereby causing the first quarter (specifically the month of February) PI DEP to change once it was added into the calculation per procedure 00163-C.

# ERO Drill Participation



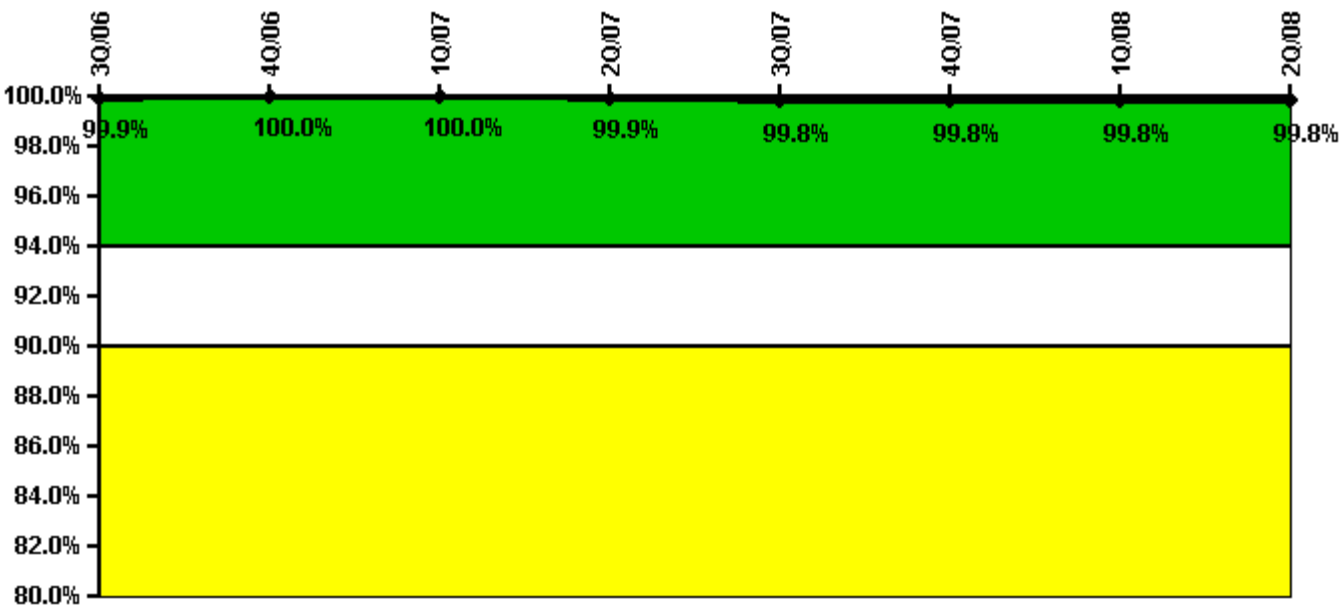
Thresholds: White < 80.0% Yellow < 60.0%

## Notes

ERO Drill Participation	3Q/06	4Q/06	1Q/07	2Q/07	3Q/07	4Q/07	1Q/08	2Q/08
Participating Key personnel	111.0	108.0	104.0	107.0	113.0	115.0	112.0	123.0
Total Key personnel	113.0	111.0	113.0	111.0	116.0	117.0	121.0	127.0
Indicator value	98.2%	97.3%	92.0%	96.4%	97.4%	98.3%	92.6%	96.9%

Licensee Comments: none

# Alert & Notification System



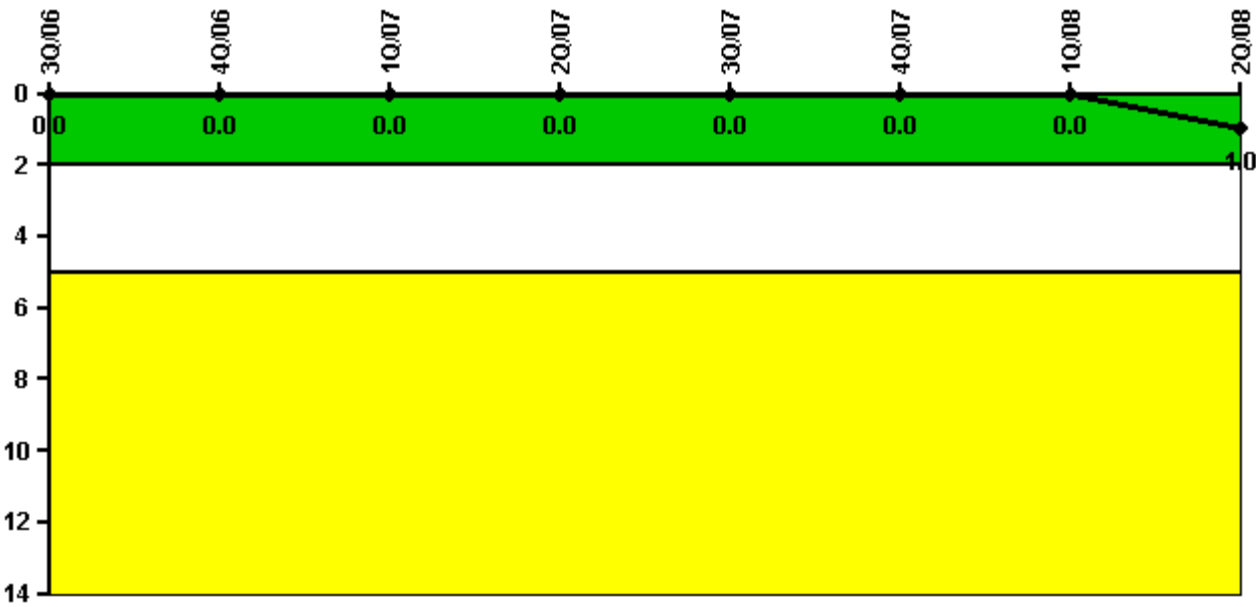
Thresholds: White < 94.0% Yellow < 90.0%

## Notes

Alert & Notification System	3Q/06	4Q/06	1Q/07	2Q/07	3Q/07	4Q/07	1Q/08	2Q/08
Successful siren-tests	611	611	610	610	609	657	611	610
Total sirens-tests	611	611	611	611	611	658	611	611
Indicator value	99.9%	100.0%	100.0%	99.9%	99.8%	99.8%	99.8%	99.8%

Licensee Comments: none

# Occupational Exposure Control Effectiveness



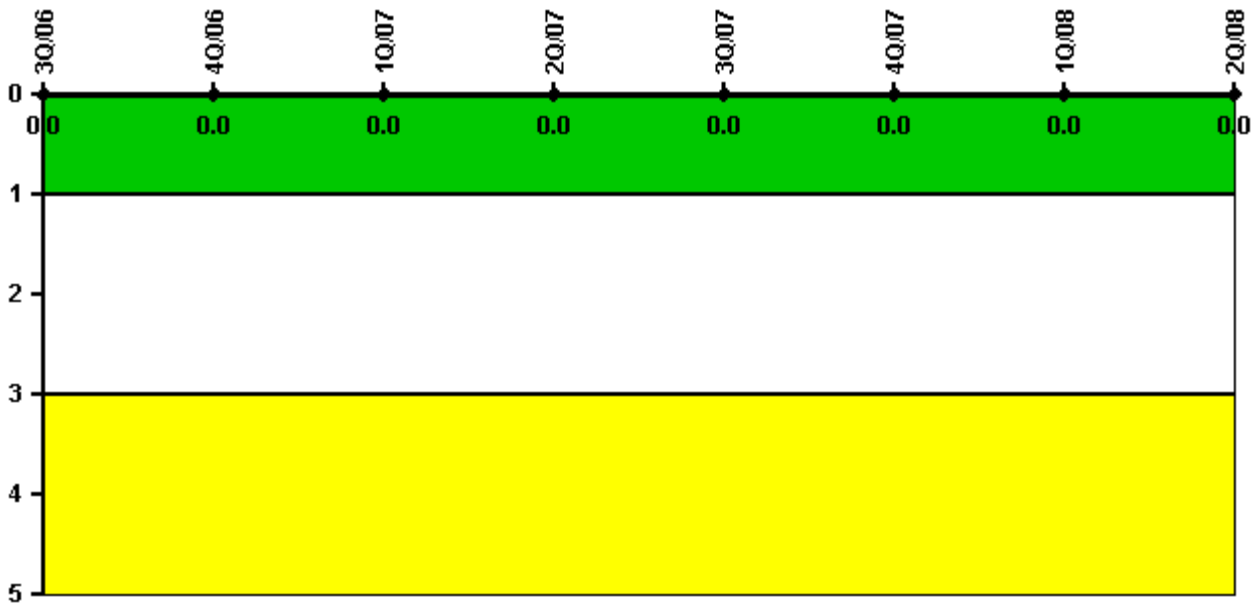
Thresholds: White > 2.0 Yellow > 5.0

## Notes

Occupational Exposure Control Effectiveness	3Q/06	4Q/06	1Q/07	2Q/07	3Q/07	4Q/07	1Q/08	2Q/08
High radiation area occurrences	0	0	0	0	0	0	0	1
Very high radiation area occurrences	0	0	0	0	0	0	0	0
Unintended exposure occurrences	0	0	0	0	0	0	0	0
Indicator value	0	0	0	0	0	0	0	1

Licensee Comments: none

# RETS/ODCM Radiological Effluent



Thresholds: White > 1.0 Yellow > 3.0

## Notes

RETS/ODCM Radiological Effluent	3Q/06	4Q/06	1Q/07	2Q/07	3Q/07	4Q/07	1Q/08	2Q/08
RETS/ODCM occurrences	0	0	0	0	0	0	0	0
Indicator value	0	0	0	0	0	0	0	0

Licensee Comments: none

[Physical Protection](#) information not publicly available.

▲ [Action Matrix Summary](#) | [Inspection Findings Summary](#) | [PI Summary](#) | [Reactor Oversight Process](#)

Last Modified: August 4, 2008