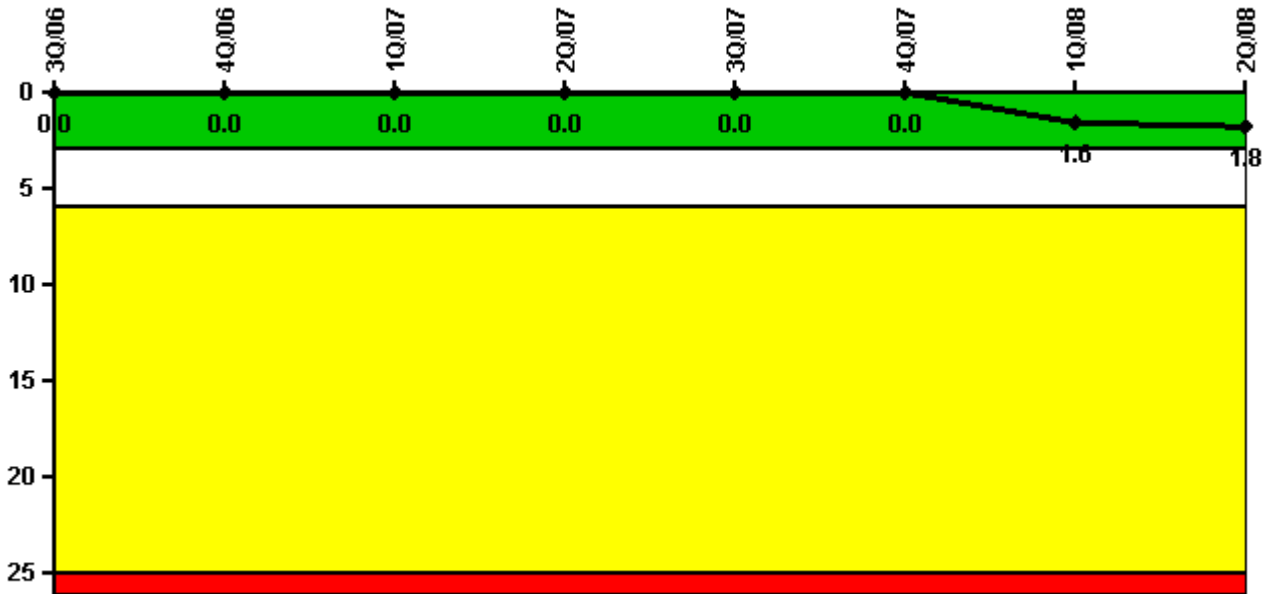


# Turkey Point 4

## 2Q/2008 Performance Indicators

Licensee's General Comments: none

### Unplanned Scrams per 7000 Critical Hrs



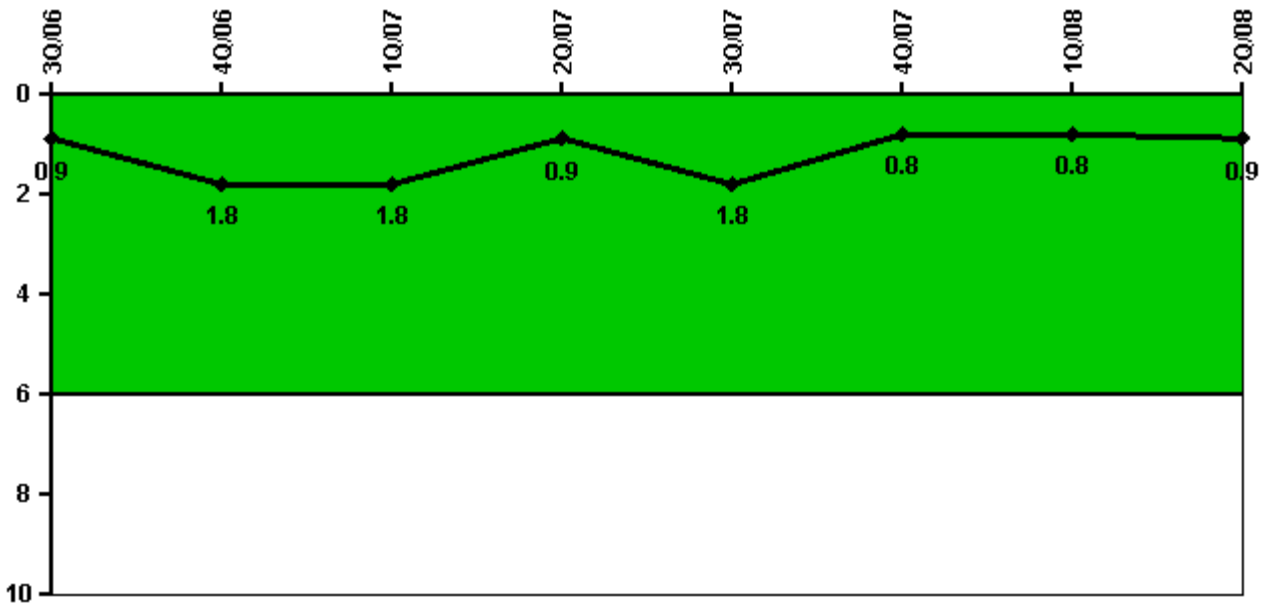
Thresholds: White > 3.0 Yellow > 6.0 Red > 25.0

### Notes

Unplanned Scrams per 7000 Critical Hrs	3Q/06	4Q/06	1Q/07	2Q/07	3Q/07	4Q/07	1Q/08	2Q/08
Unplanned scrams	0	0	0	0	0	0	2.0	0
Critical hours	2208.0	1268.0	2096.8	2184.0	2077.1	2209.0	2098.6	1255.6
Indicator value	0	0	0	0	0	0	1.6	1.8

Licensee Comments: none

# Unplanned Power Changes per 7000 Critical Hrs



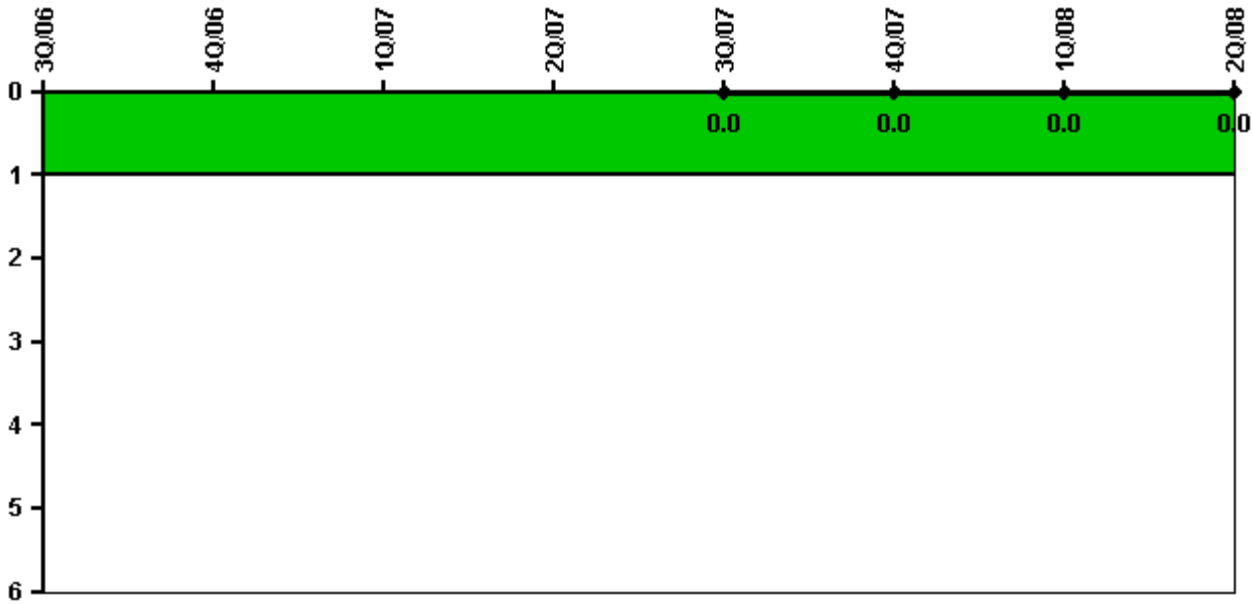
Thresholds: White > 6.0

## Notes

Unplanned Power Changes per 7000 Critical Hrs	3Q/06	4Q/06	1Q/07	2Q/07	3Q/07	4Q/07	1Q/08	2Q/08
Unplanned power changes	0	1.0	0	0	1.0	0	0	0
Critical hours	2208.0	1268.0	2096.8	2184.0	2077.1	2209.0	2098.6	1255.6
Indicator value	0.9	1.8	1.8	0.9	1.8	0.8	0.8	0.9

Licensee Comments: none

# Unplanned Scrams with Complications



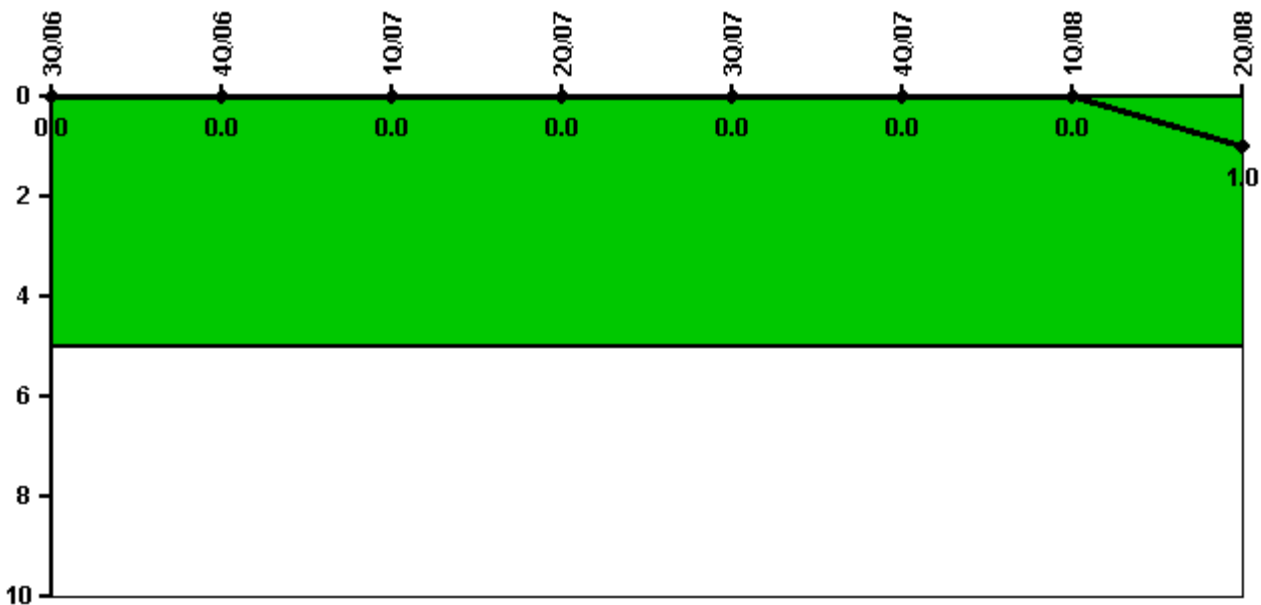
Thresholds: White > 1.0

## Notes

Unplanned Scrams with Complications	3Q/06	4Q/06	1Q/07	2Q/07	3Q/07	4Q/07	1Q/08	2Q/08
Scrams with complications		0	0	0	0	0	0	0
Indicator value					0.0	0.0	0.0	0.0

Licensee Comments: none

# Safety System Functional Failures (PWR)



Thresholds: White > 5.0

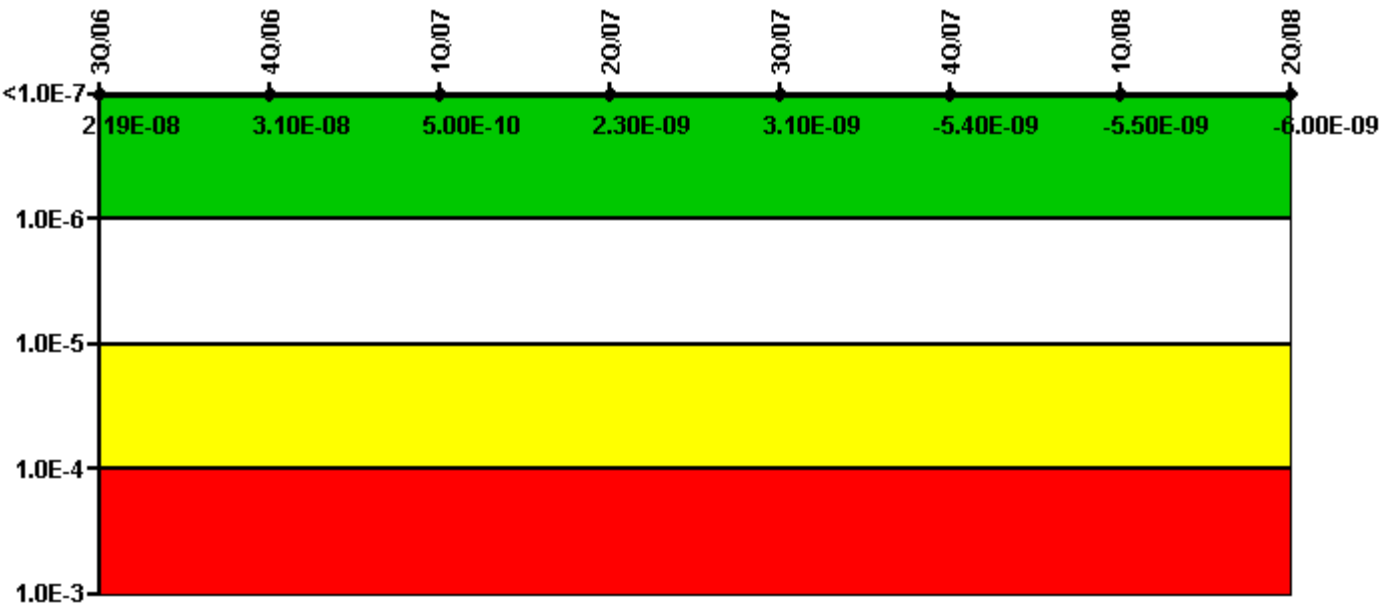
## Notes

Safety System Functional Failures (PWR)	3Q/06	4Q/06	1Q/07	2Q/07	3Q/07	4Q/07	1Q/08	2Q/08
Safety System Functional Failures	0	0	0	0	0	0	0	1
Indicator value	0	0	0	0	0	0	0	1

Licensee Comments:

2Q/08: LER 2008-002, "Safety Injection Isolated in Mode 3 Due to Inadequate Configuration Control"

# Mitigating Systems Performance Index, Emergency AC Power System



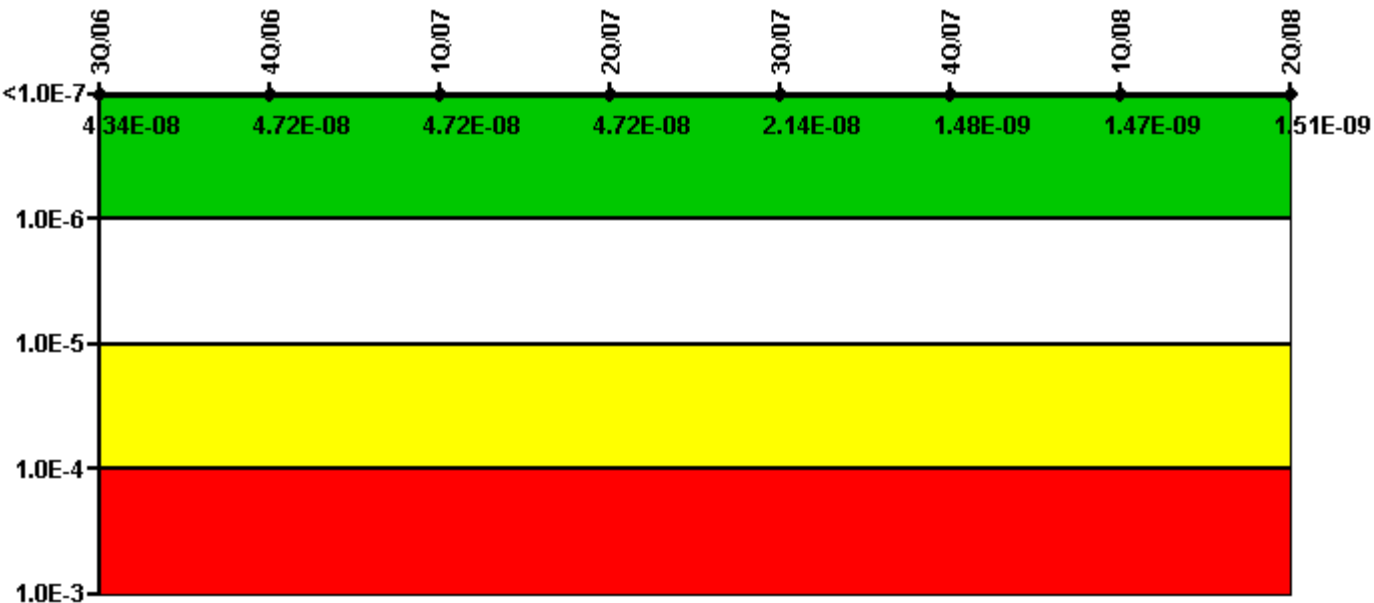
Thresholds: White > 1.00E-6 Yellow > 1.00E-5 Red > 1.00E-4

## Notes

Mitigating Systems Performance Index, Emergency AC Power System	3Q/06	4Q/06	1Q/07	2Q/07	3Q/07	4Q/07	1Q/08	2Q/08
UAI ( $\Delta$ CDF)	1.90E-09	1.10E-08	3.50E-09	6.20E-09	6.60E-09	1.70E-09	1.70E-09	1.60E-09
URI ( $\Delta$ CDF)	2.00E-08	2.00E-08	-3.00E-09	-3.90E-09	-3.50E-09	-7.10E-09	-7.20E-09	-7.60E-09
PLE	NO	NO	NO	NO	NO	NO	NO	NO
Indicator value	2.19E-08	3.10E-08	5.00E-10	2.30E-09	3.10E-09	-5.40E-09	-5.50E-09	-6.00E-09

Licensee Comments: none

# Mitigating Systems Performance Index, High Pressure Injection System



Thresholds: White > 1.00E-6 Yellow > 1.00E-5 Red > 1.00E-4

## Notes

Mitigating Systems Performance Index, High Pressure Injection System	3Q/06	4Q/06	1Q/07	2Q/07	3Q/07	4Q/07	1Q/08	2Q/08
UAI ( $\Delta$ CDF)	-4.60E-09	-1.80E-09	-1.80E-09	-1.80E-09	-1.60E-09	7.60E-11	6.90E-11	1.10E-10
URI ( $\Delta$ CDF)	4.80E-08	4.90E-08	4.90E-08	4.90E-08	2.30E-08	1.40E-09	1.40E-09	1.40E-09
PLE	NO	NO	NO	NO	NO	NO	NO	NO
Indicator value	4.34E-08	4.72E-08	4.72E-08	4.72E-08	2.14E-08	1.48E-09	1.47E-09	1.51E-09

## Licensee Comments:

2Q/08: Changed PRA Parameter(s). The opposite-unit pump trains were added to the trains/segments tracked for unavailability due to changes to the PRA model. Also some components were removed from MSPI tracking due to their low safety significance.

1Q/08: Changed PRA Parameter(s).

4Q/07: Changed PRA Parameter(s).

3Q/07: Changed PRA Parameter(s).

2Q/07: Changed PRA Parameter(s).

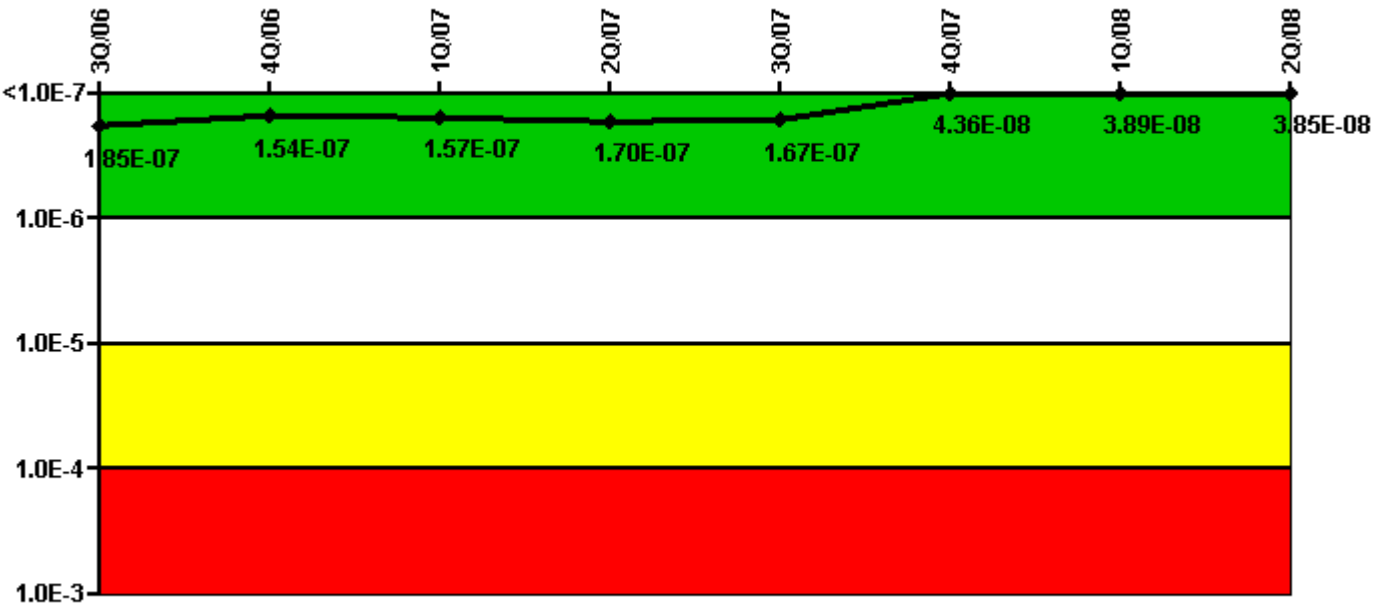
1Q/07: Changed PRA Parameter(s).

4Q/06: Changed PRA Parameter(s).

3Q/06: Changed PRA Parameter(s). The unavailability data for August 2006 was revised to remove erroneous unavailability data.

2Q/06: Changed PRA Parameter(s).

## Mitigating Systems Performance Index, Heat Removal System



Thresholds: White > 1.00E-6 Yellow > 1.00E-5 Red > 1.00E-4

### Notes

Mitigating Systems Performance Index, Heat Removal System	3Q/06	4Q/06	1Q/07	2Q/07	3Q/07	4Q/07	1Q/08	2Q/08
UAI ( $\Delta$ CDF)	2.50E-08	-5.60E-09	-3.10E-09	9.90E-09	7.30E-09	5.60E-09	8.60E-10	4.50E-10
URI ( $\Delta$ CDF)	1.60E-07	1.60E-07	1.60E-07	1.60E-07	1.60E-07	3.80E-08	3.80E-08	3.80E-08
PLE	NO	NO	NO	NO	NO	NO	NO	NO
Indicator value	1.85E-07	1.54E-07	1.57E-07	1.70E-07	1.67E-07	4.36E-08	3.89E-08	3.85E-08

Licensee Comments:

2Q/08: Changed PRA Parameter(s). The number of unavailability trains tracked was changed from 2 to 3, one for each pump, due to changes in the PRA model.

1Q/08: Changed PRA Parameter(s).

4Q/07: Changed PRA Parameter(s).

3Q/07: Changed PRA Parameter(s).

2Q/07: Changed PRA Parameter(s).


1Q/07: Changed PRA Parameter(s).

4Q/06: Changed PRA Parameter(s).

3Q/06: Changed PRA Parameter(s).

2Q/06: Changed PRA Parameter(s).

## Mitigating Systems Performance Index, Residual Heat Removal System



Thresholds: White > 1.00E-6 Yellow > 1.00E-5 Red > 1.00E-4

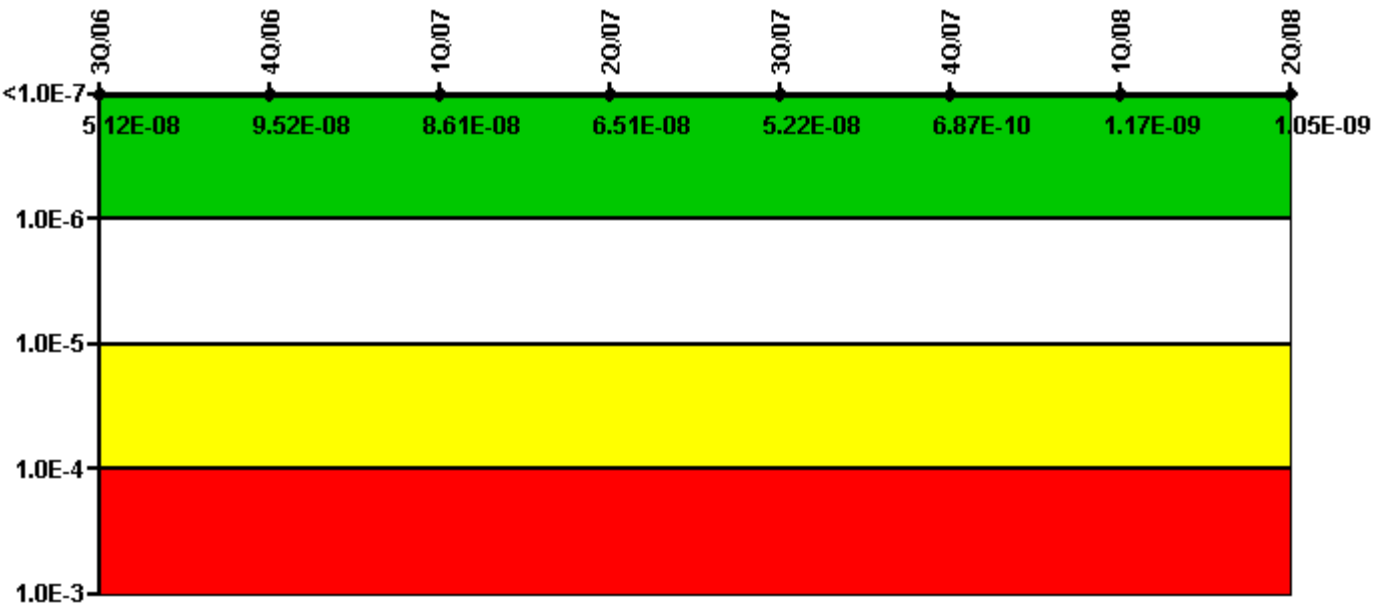
### Notes

Mitigating Systems Performance Index, Residual Heat Removal System	3Q/06	4Q/06	1Q/07	2Q/07	3Q/07	4Q/07	1Q/08	2Q/08
UAI ( $\Delta$ CDF)	-6.90E-11	-3.80E-11	-5.20E-11	-2.70E-11	5.60E-10	9.50E-10	-3.50E-11	-4.70E-10
URI ( $\Delta$ CDF)	5.20E-09	5.00E-09	5.00E-09	5.00E-09	4.80E-09	2.90E-09	2.70E-09	-1.80E-09
PLE	NO	NO	NO	NO	NO	NO	NO	NO
Indicator value	5.13E-09	4.96E-09	4.95E-09	4.97E-09	5.36E-09	3.85E-09	2.67E-09	-2.27E-09

Licensee Comments: none



# Mitigating Systems Performance Index, Cooling Water Systems



Thresholds: White > 1.00E-6 Yellow > 1.00E-5 Red > 1.00E-4

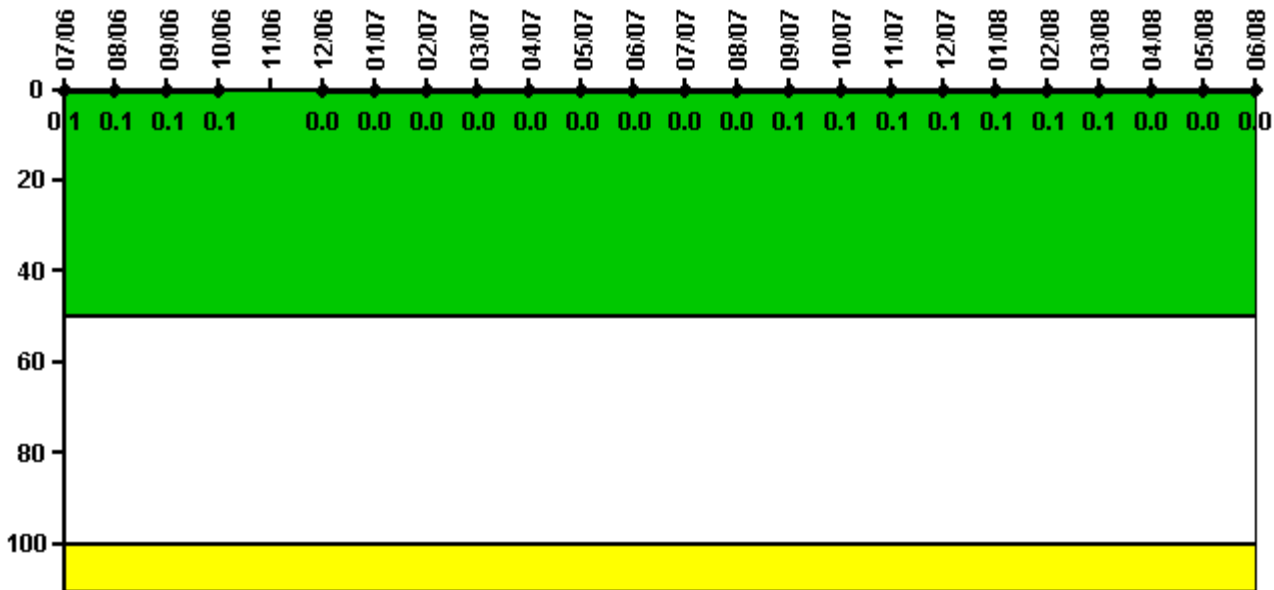
## Notes

Mitigating Systems Performance Index, Cooling Water Systems	3Q/06	4Q/06	1Q/07	2Q/07	3Q/07	4Q/07	1Q/08	2Q/08
UAI ( $\Delta$ CDF)	5.00E-08	9.40E-08	8.50E-08	6.40E-08	5.10E-08	6.00E-10	8.00E-10	9.90E-10
URI ( $\Delta$ CDF)	1.20E-09	1.20E-09	1.10E-09	1.10E-09	1.20E-09	8.70E-11	3.70E-10	6.00E-11
PLE	NO	NO	NO	NO	NO	NO	NO	NO
Indicator value	5.12E-08	9.52E-08	8.61E-08	6.51E-08	5.22E-08	6.87E-10	1.17E-09	1.05E-09

Licensee Comments:

3Q/06: The run time FVURC was changed from 1.36E-05 to 1.35E-05.

# Reactor Coolant System Activity



Thresholds: White > 50.0 Yellow > 100.0

## Notes

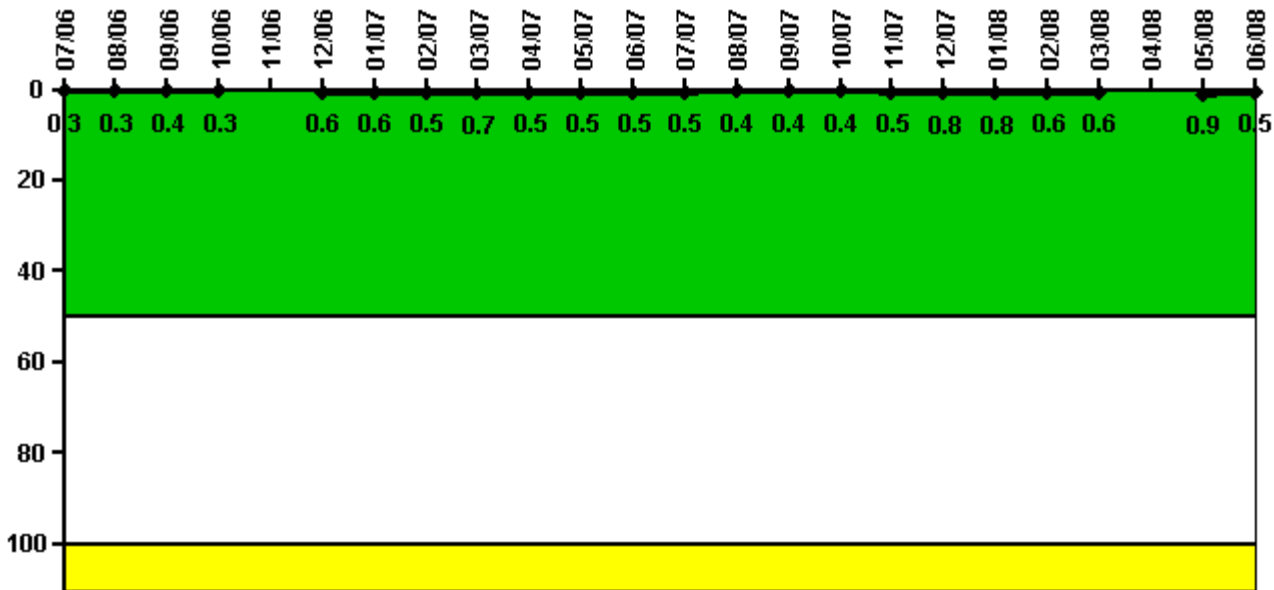
Reactor Coolant System Activity	7/06	8/06	9/06	10/06	11/06	12/06	1/07	2/07	3/07	4/07	5/07	6/07
Maximum activity	0.000671	0.000610	0.000580	0.000641	N/A	0.000336	0.000305	0.000336	0.000366	0.000397	0.000397	0.000397
Technical specification limit	1.0	1.0	1.0	1.0	1.0	1.0	1.0	1.0	1.0	1.0	1.0	1.0
Indicator value	0.1	0.1	0.1	0.1	N/A	0	0	0	0	0	0	0

Reactor Coolant System Activity	7/07	8/07	9/07	10/07	11/07	12/07	1/08	2/08	3/08	4/08	5/08	6/08
Maximum activity	0.000427	0.000458	0.000641	0.000641	0.000580	0.000549	0.000710	0.000605	0.000657	0.000005	0.000286	0.000280
Technical specification limit	1.0	1.0	1.0	1.0	1.0	1.0	1.0	1.0	1.0	1.0	1.0	1.0
Indicator value	0	0	0.1	0.1	0.1	0.1	0.1	0.1	0.1	0	0	0

Licensee Comments: none

# Reactor Coolant System Leakage



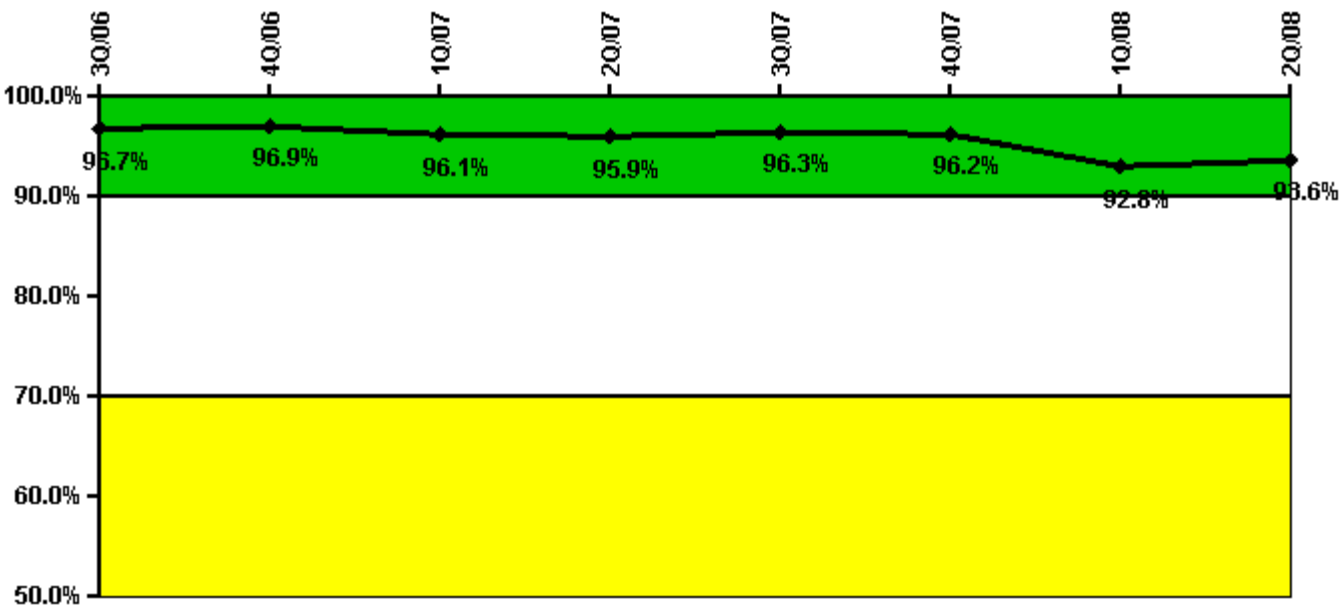
Thresholds: White > 50.0 Yellow > 100.0

## Notes

Reactor Coolant System Leakage	7/06	8/06	9/06	10/06	11/06	12/06	1/07	2/07	3/07	4/07	5/07	6/07
Maximum leakage	0.030	0.030	0.040	0.030	N/A	0.060	0.060	0.050	0.070	0.050	0.050	0.050
Technical specification limit	10.0	10.0	10.0	10.0	10.0	10.0	10.0	10.0	10.0	10.0	10.0	10.0
Indicator value	0.3	0.3	0.4	0.3	N/A	0.6	0.6	0.5	0.7	0.5	0.5	0.5
Reactor Coolant System Leakage	7/07	8/07	9/07	10/07	11/07	12/07	1/08	2/08	3/08	4/08	5/08	6/08
Maximum leakage	0.050	0.040	0.040	0.040	0.050	0.080	0.080	0.060	0.060	N/A	0.090	0.050
Technical specification limit	10.0	10.0	10.0	10.0	10.0	10.0	10.0	10.0	10.0	10.0	10.0	10.0
Indicator value	0.5	0.4	0.4	0.4	0.5	0.8	0.8	0.6	0.6	N/A	0.9	0.5

Licensee Comments: none

# Drill/Exercise Performance



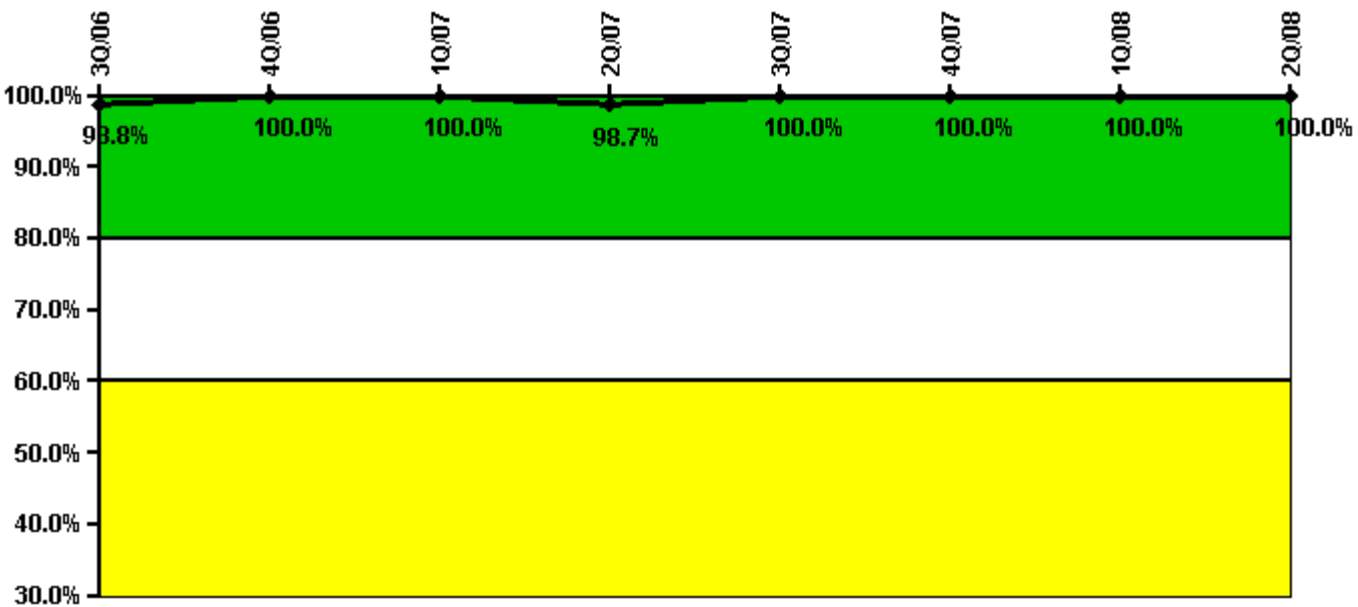
Thresholds: White < 90.0% Yellow < 70.0%

## Notes

Drill/Exercise Performance	3Q/06	4Q/06	1Q/07	2Q/07	3Q/07	4Q/07	1Q/08	2Q/08
Successful opportunities	50.0	22.0	72.0	34.0	30.0	36.0	38.0	55.0
Total opportunities	51.0	22.0	79.0	35.0	30.0	38.0	49.0	56.0
Indicator value	96.7%	96.9%	96.1%	95.9%	96.3%	96.2%	92.8%	93.6%

Licensee Comments: none

# ERO Drill Participation



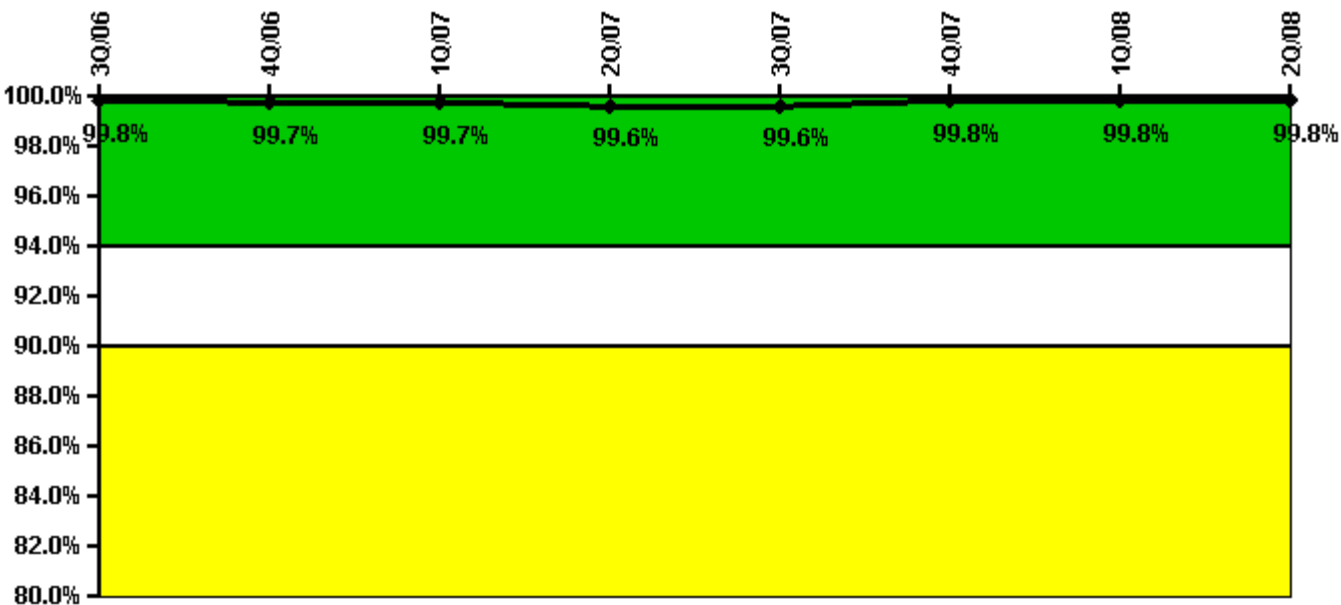
Thresholds: White < 80.0% Yellow < 60.0%

## Notes

ERO Drill Participation	3Q/06	4Q/06	1Q/07	2Q/07	3Q/07	4Q/07	1Q/08	2Q/08
Participating Key personnel	83.0	84.0	83.0	78.0	83.0	82.0	80.0	85.0
Total Key personnel	84.0	84.0	83.0	79.0	83.0	82.0	80.0	85.0
Indicator value	98.8%	100.0%	100.0%	98.7%	100.0%	100.0%	100.0%	100.0%

Licensee Comments: none

# Alert & Notification System



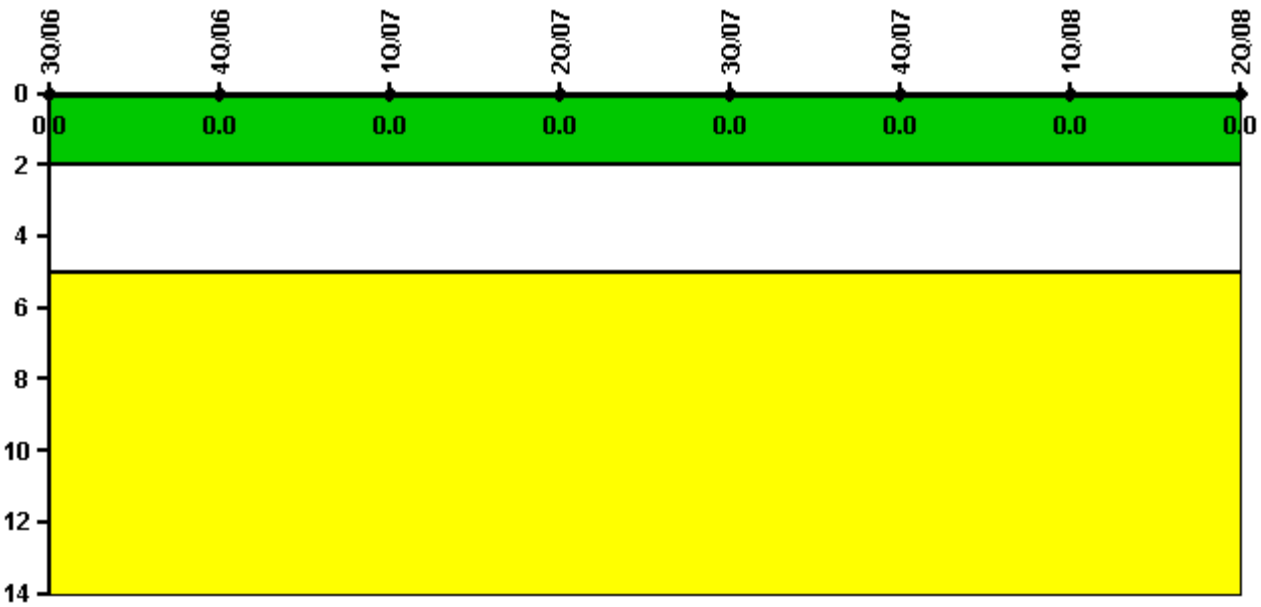
Thresholds: White < 94.0% Yellow < 90.0%

## Notes

Alert & Notification System	3Q/06	4Q/06	1Q/07	2Q/07	3Q/07	4Q/07	1Q/08	2Q/08
Successful siren-tests	328	374	328	375	328	376	375	328
Total sirens-tests	329	376	329	376	329	376	376	329
Indicator value	99.8%	99.7%	99.7%	99.6%	99.6%	99.8%	99.8%	99.8%

Licensee Comments: none

# Occupational Exposure Control Effectiveness



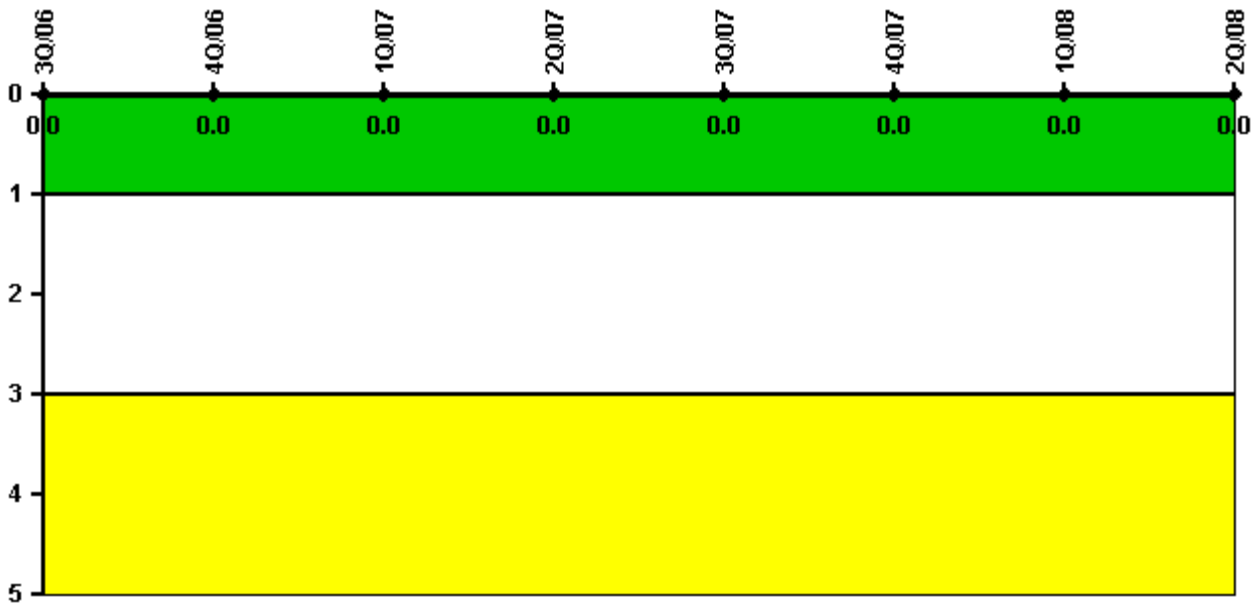
Thresholds: White > 2.0 Yellow > 5.0

## Notes

Occupational Exposure Control Effectiveness	3Q/06	4Q/06	1Q/07	2Q/07	3Q/07	4Q/07	1Q/08	2Q/08
High radiation area occurrences	0	0	0	0	0	0	0	0
Very high radiation area occurrences	0	0	0	0	0	0	0	0
Unintended exposure occurrences	0	0	0	0	0	0	0	0
Indicator value	0	0	0	0	0	0	0	0

Licensee Comments: none

# RETS/ODCM Radiological Effluent



Thresholds: White > 1.0 Yellow > 3.0

## Notes

RETS/ODCM Radiological Effluent	3Q/06	4Q/06	1Q/07	2Q/07	3Q/07	4Q/07	1Q/08	2Q/08
RETS/ODCM occurrences	0	0	0	0	0	0	0	0
Indicator value	0	0	0	0	0	0	0	0

Licensee Comments: none

[Physical Protection](#) information not publicly available.

▲ [Action Matrix Summary](#) | [Inspection Findings Summary](#) | [PI Summary](#) | [Reactor Oversight Process](#)

Last Modified: August 4, 2008