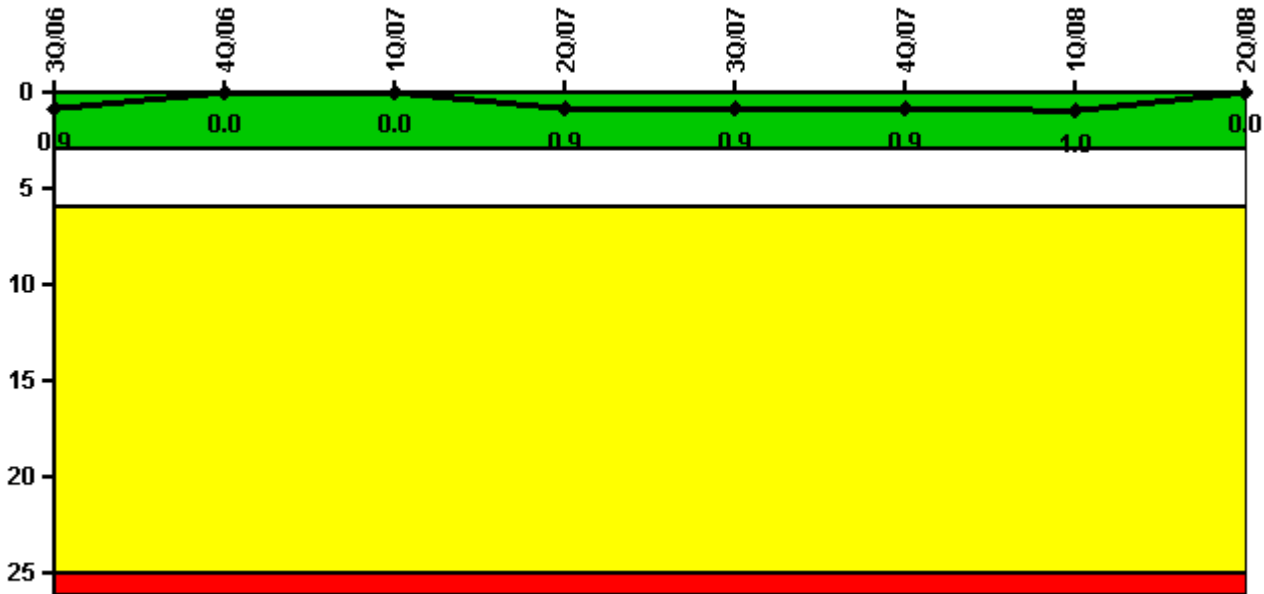


# Point Beach 1

## 2Q/2008 Performance Indicators

Licensee's General Comments: none

### Unplanned Scrams per 7000 Critical Hrs



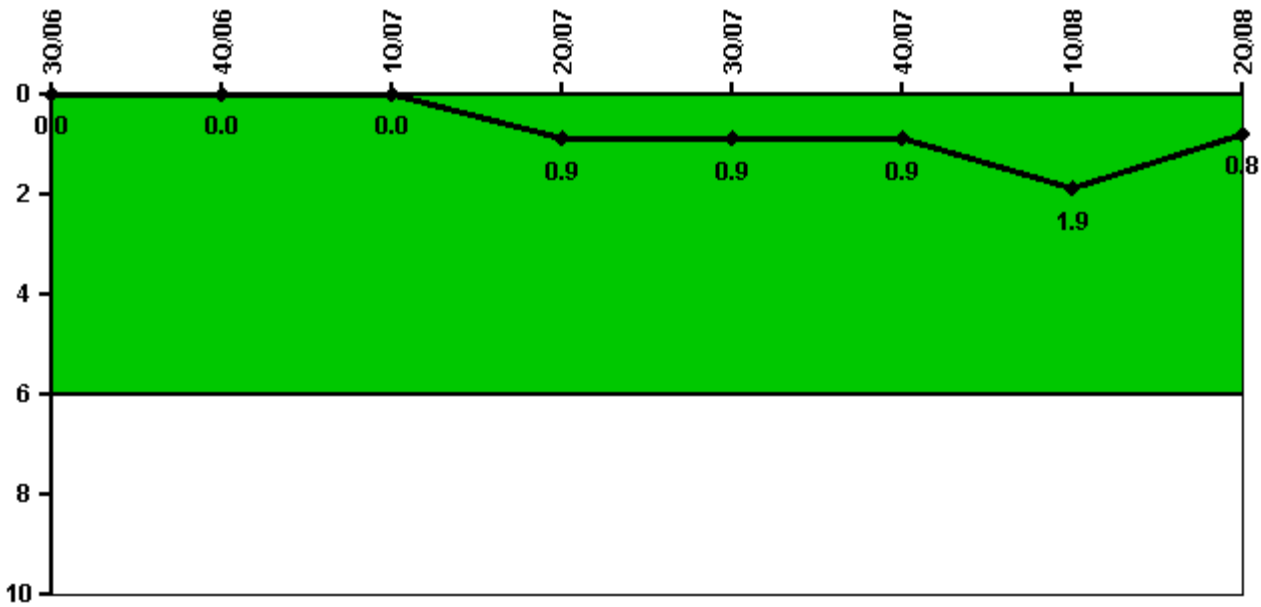
Thresholds: White > 3.0 Yellow > 6.0 Red > 25.0

### Notes

Unplanned Scrams per 7000 Critical Hrs	3Q/06	4Q/06	1Q/07	2Q/07	3Q/07	4Q/07	1Q/08	2Q/08
Unplanned scrams	0	0	0	1.0	0	0	0	0
Critical hours	2208.0	2209.0	2157.7	1091.1	2208.0	2209.0	1756.3	2184.0
Indicator value	0.9	0	0	0.9	0.9	0.9	1.0	0

Licensee Comments: none

# Unplanned Power Changes per 7000 Critical Hrs



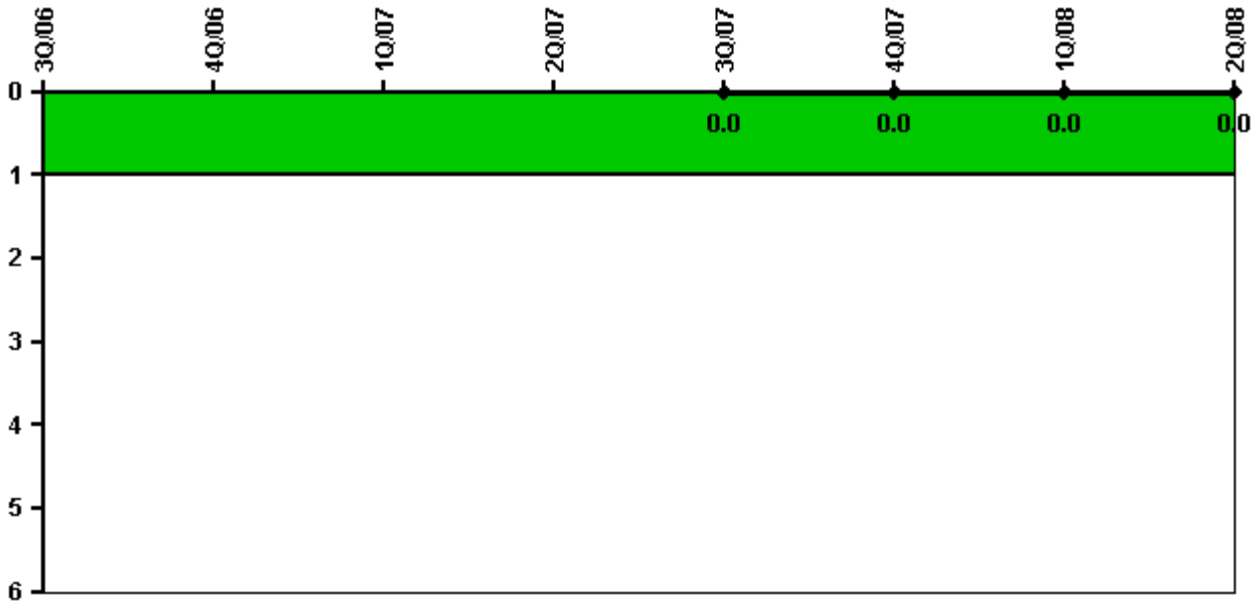
Thresholds: White > 6.0

## Notes

Unplanned Power Changes per 7000 Critical Hrs	3Q/06	4Q/06	1Q/07	2Q/07	3Q/07	4Q/07	1Q/08	2Q/08
Unplanned power changes	0	0	0	1.0	0	0	1.0	0
Critical hours	2208.0	2209.0	2157.7	1091.1	2208.0	2209.0	1756.3	2184.0
Indicator value	0	0	0	0.9	0.9	0.9	1.9	0.8

Licensee Comments: none

# Unplanned Scrams with Complications



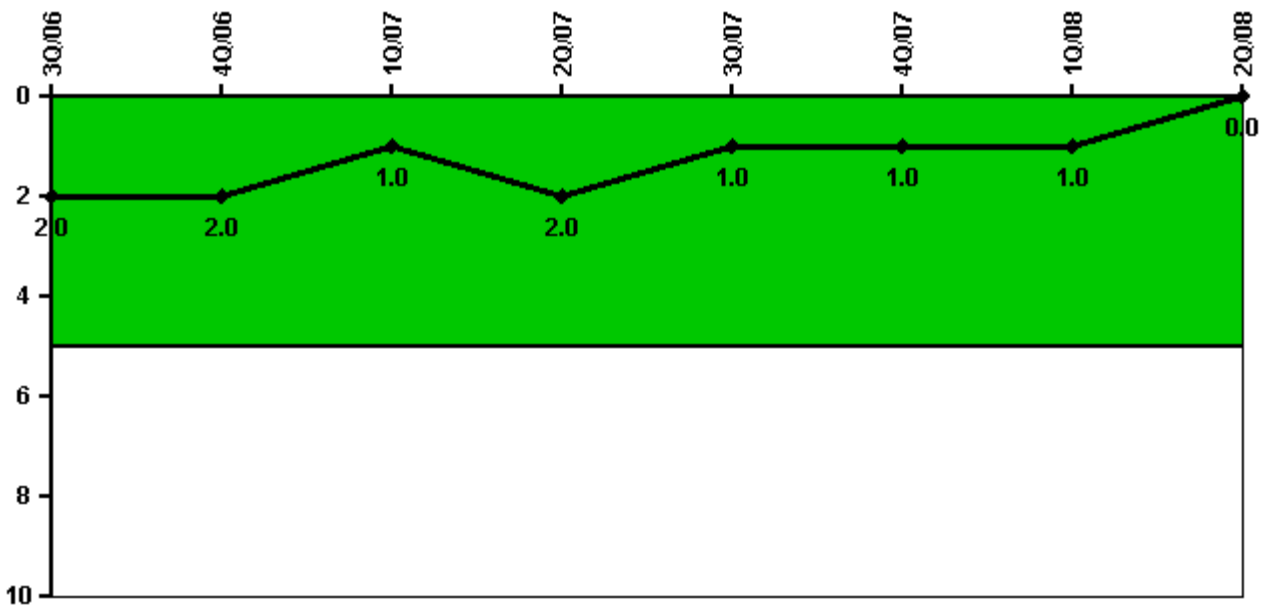
Thresholds: White > 1.0

## Notes

Unplanned Scrams with Complications	3Q/06	4Q/06	1Q/07	2Q/07	3Q/07	4Q/07	1Q/08	2Q/08
Scrams with complications		0	0	0	0	0	0	0
Indicator value					0.0	0.0	0.0	0.0

Licensee Comments: none

# Safety System Functional Failures (PWR)



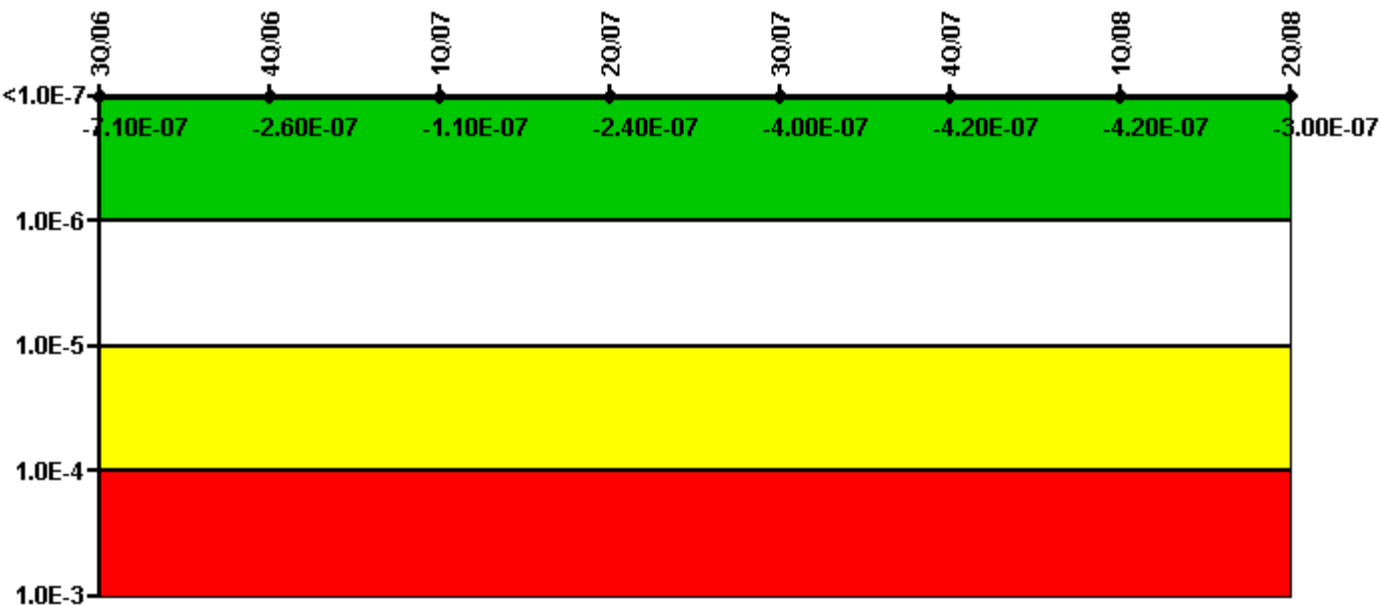
Thresholds: White > 5.0

## Notes

Safety System Functional Failures (PWR)	3Q/06	4Q/06	1Q/07	2Q/07	3Q/07	4Q/07	1Q/08	2Q/08
Safety System Functional Failures	1	0	0	1	0	0	0	0
Indicator value	2	2	1	2	1	1	1	0

Licensee Comments: none

# Mitigating Systems Performance Index, Emergency AC Power System



Thresholds: White  $> 1.00E-6$  Yellow  $> 1.00E-5$  Red  $> 1.00E-4$


## Notes

Mitigating Systems Performance Index, Emergency AC Power System	3Q/06	4Q/06	1Q/07	2Q/07	3Q/07	4Q/07	1Q/08	2Q/08
UAI ( $\Delta$ CDF)	3.90E-07	6.10E-07	7.60E-07	6.30E-07	4.70E-07	4.50E-07	4.90E-07	1.40E-06
URI ( $\Delta$ CDF)	-1.10E-06	-8.70E-07	-8.70E-07	-8.70E-07	-8.70E-07	-8.70E-07	-9.10E-07	-1.70E-06
PLE	NO	NO	NO	NO	NO	NO	NO	NO
Indicator value	-7.10E-07	-2.60E-07	-1.10E-07	-2.40E-07	-4.00E-07	-4.20E-07	-4.20E-07	-3.00E-07

Licensee Comments:

2Q/08: Changed PRA Parameter(s).

# Mitigating Systems Performance Index, High Pressure Injection System



Thresholds: White > 1.00E-6 Yellow > 1.00E-5 Red > 1.00E-4

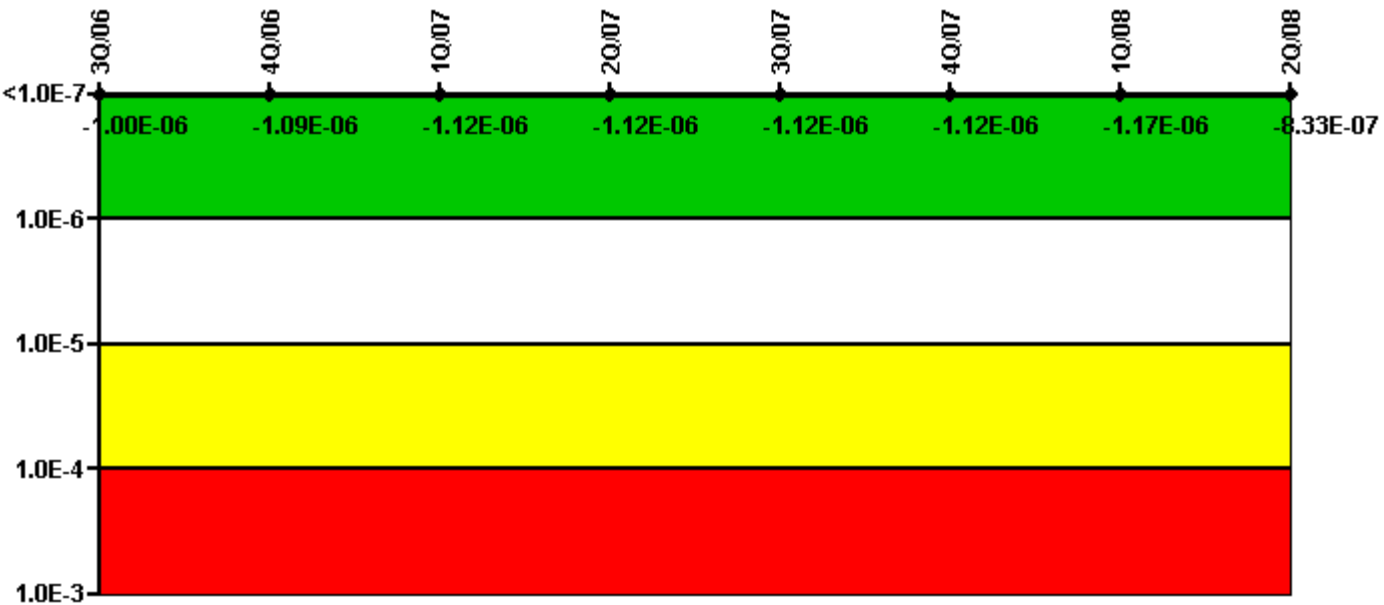
## Notes

Mitigating Systems Performance Index, High Pressure Injection System	3Q/06	4Q/06	1Q/07	2Q/07	3Q/07	4Q/07	1Q/08	2Q/08
UAI ( $\Delta$ CDF)	-2.70E-08	-2.60E-08	-2.70E-08	-2.70E-08	-2.70E-08	-2.70E-08	-1.60E-08	-1.30E-08
URI ( $\Delta$ CDF)	-4.60E-08	-4.60E-08	-4.60E-08	-4.60E-08	-4.60E-08	-4.60E-08	-4.60E-08	-3.40E-08
PLE	NO	NO	NO	NO	NO	NO	NO	NO
Indicator value	-7.30E-08	-7.20E-08	-7.30E-08	-7.30E-08	-7.30E-08	-7.30E-08	-6.20E-08	-4.70E-08

Licensee Comments:

2Q/08: Changed PRA Parameter(s).

# Mitigating Systems Performance Index, Heat Removal System



Thresholds: White > 1.00E-6 Yellow > 1.00E-5 Red > 1.00E-4


## Notes

Mitigating Systems Performance Index, Heat Removal System	3Q/06	4Q/06	1Q/07	2Q/07	3Q/07	4Q/07	1Q/08	2Q/08
UAI (ΔCDF)	1.00E-07	7.80E-09	-1.60E-08	-2.00E-08	-2.30E-08	-2.30E-08	-7.20E-08	-8.30E-08
URI (ΔCDF)	-1.10E-06	-1.10E-06	-1.10E-06	-1.10E-06	-1.10E-06	-1.10E-06	-1.10E-06	-7.50E-07
PLE	NO	NO	NO	NO	NO	NO	NO	NO
Indicator value	-1.00E-06	-1.09E-06	-1.12E-06	-1.12E-06	-1.12E-06	-1.12E-06	-1.17E-06	-8.33E-07

Licensee Comments:

2Q/08: Changed PRA Parameter(s).

# Mitigating Systems Performance Index, Residual Heat Removal System



Thresholds: White > 1.00E-6 Yellow > 1.00E-5 Red > 1.00E-4

## Notes

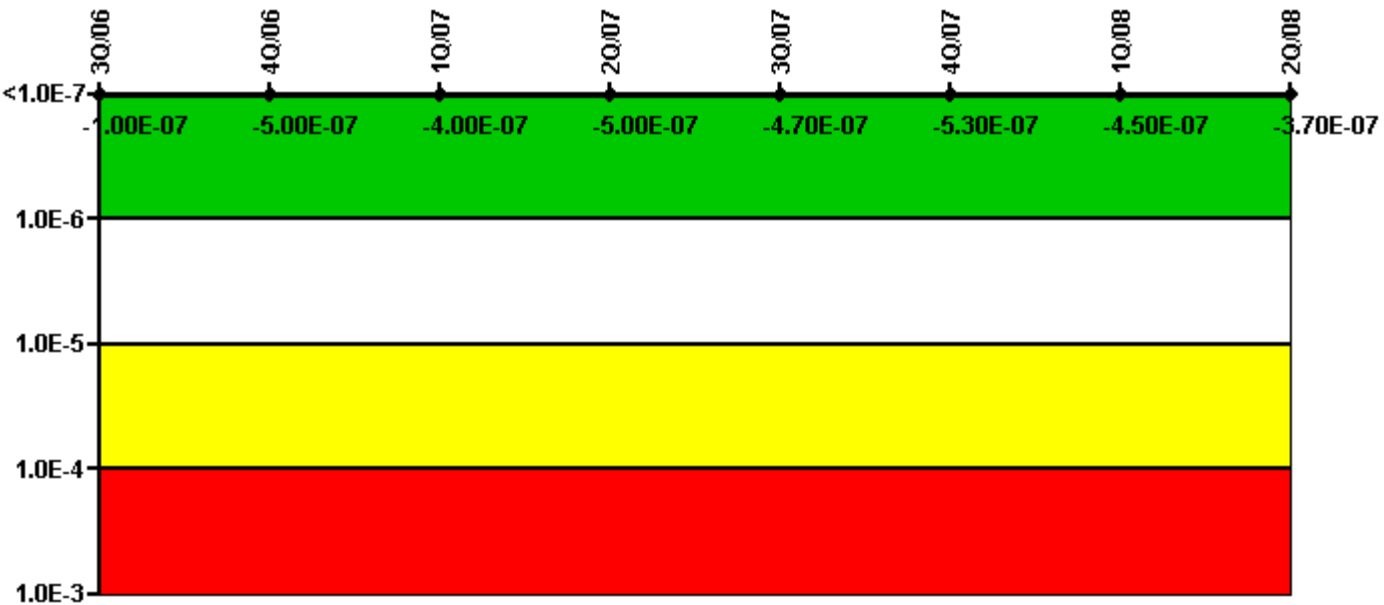
Mitigating Systems Performance Index, Residual Heat Removal System	3Q/06	4Q/06	1Q/07	2Q/07	3Q/07	4Q/07	1Q/08	2Q/08
UAI ( $\Delta$ CDF)	6.80E-09	-1.50E-08	-1.90E-08	-1.90E-08	-1.90E-08	-1.90E-08	2.90E-08	1.60E-08
URI ( $\Delta$ CDF)	-6.80E-08	-6.80E-08	-6.80E-08	-6.80E-08	-6.20E-08	-6.20E-08	-6.20E-08	-5.00E-08
PLE	NO	NO	NO	NO	NO	NO	NO	NO
Indicator value	-6.12E-08	-8.30E-08	-8.70E-08	-8.70E-08	-8.10E-08	-8.10E-08	-3.30E-08	-3.40E-08

Licensee Comments:

2Q/08: Changed PRA Parameter(s).



# Mitigating Systems Performance Index, Cooling Water Systems



Thresholds: White > 1.00E-6 Yellow > 1.00E-5 Red > 1.00E-4

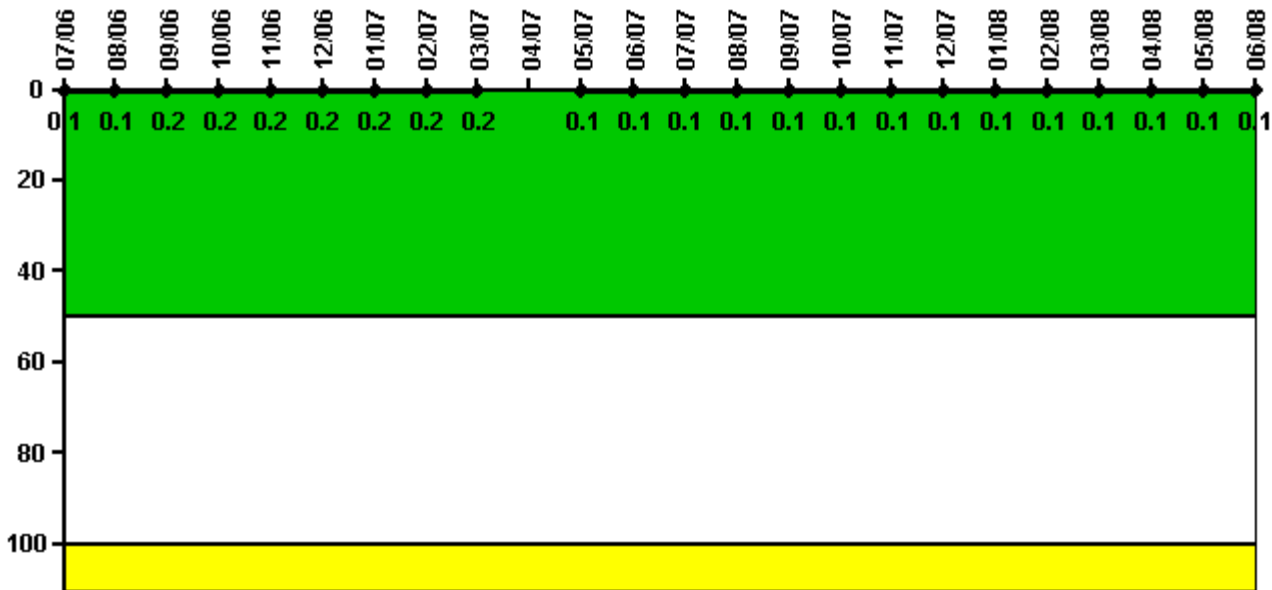
## Notes

Mitigating Systems Performance Index, Cooling Water Systems	3Q/06	4Q/06	1Q/07	2Q/07	3Q/07	4Q/07	1Q/08	2Q/08
UAI ( $\Delta$ CDF)	1.10E-06	1.10E-06	1.20E-06	1.10E-06	4.50E-07	3.90E-07	4.60E-07	2.90E-07
URI ( $\Delta$ CDF)	-1.20E-06	-1.60E-06	-1.60E-06	-1.60E-06	-9.20E-07	-9.20E-07	-9.10E-07	-6.60E-07
PLE	NO	NO	NO	NO	NO	NO	NO	NO
Indicator value	-1.00E-07	-5.00E-07	-4.00E-07	-5.00E-07	-4.70E-07	-5.30E-07	-4.50E-07	-3.70E-07

Licensee Comments:

2Q/08: Changed PRA Parameter(s). Unavailability for SW discharge to Unit 2 for March 2008 was updated. See AR01128197.

# Reactor Coolant System Activity



Thresholds: White > 50.0 Yellow > 100.0

## Notes


Reactor Coolant System Activity	7/06	8/06	9/06	10/06	11/06	12/06	1/07	2/07	3/07	4/07	5/07	6/07
Maximum activity	0.001050	0.001100	0.001260	0.001220	0.001250	0.001260	0.001330	0.001320	0.001290	N/A	0.000724	0.000759
Technical specification limit	0.8	0.8	0.8	0.8	0.8	0.8	0.8	0.8	0.8	0.8	0.8	0.8
Indicator value	0.1	0.1	0.2	0.2	0.2	0.2	0.2	0.2	0.2	N/A	0.1	0.1

Reactor Coolant System Activity	7/07	8/07	9/07	10/07	11/07	12/07	1/08	2/08	3/08	4/08	5/08	6/08
Maximum activity	0.000825	0.000869	0.000870	0.000911	0.000942	0.000972	0.000993	0.001110	0.001090	0.001100	0.001150	0.001180
Technical specification limit	0.8	0.8	0.8	0.8	0.8	0.8	0.8	0.8	0.8	0.8	0.8	0.8
Indicator value	0.1	0.1	0.1	0.1	0.1	0.1	0.1	0.1	0.1	0.1	0.1	0.1

Licensee Comments: none

# Reactor Coolant System Leakage



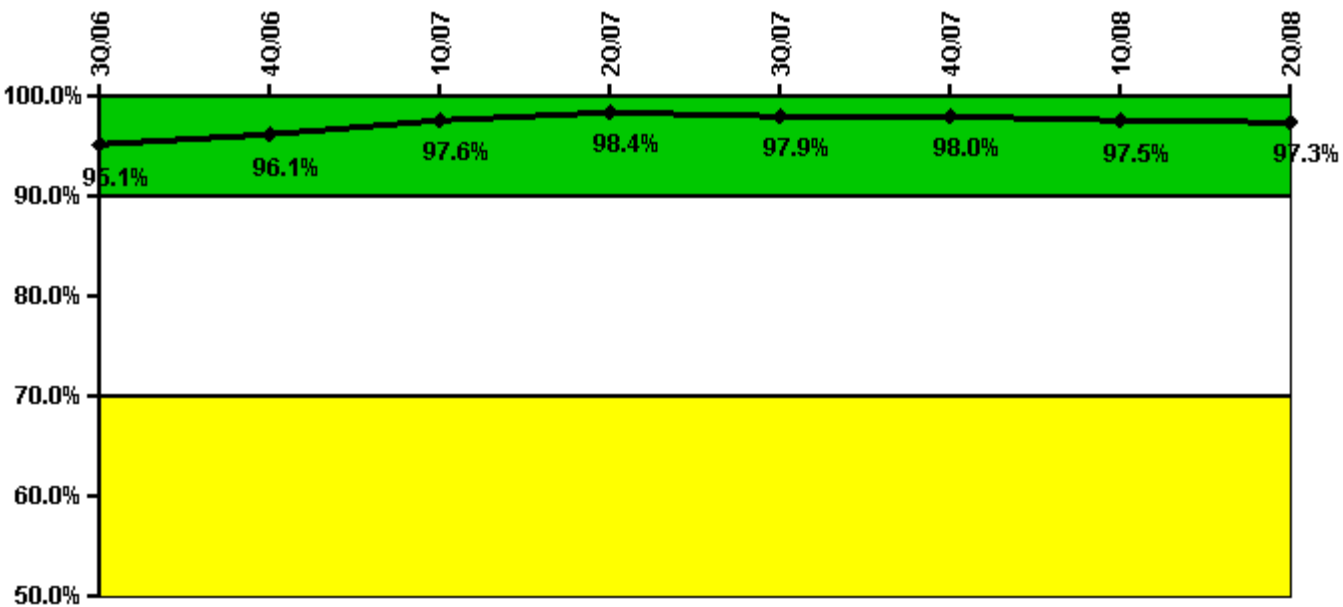
Thresholds: White > 50.0 Yellow > 100.0

## Notes

Reactor Coolant System Leakage	7/06	8/06	9/06	10/06	11/06	12/06	1/07	2/07	3/07	4/07	5/07	6/07
Maximum leakage	0.060	0.040	0.080	0.090	0.040	0.100	0.067	0.056	0.110	0.060	1.750	0.140
Technical specification limit	10.0	10.0	10.0	10.0	10.0	10.0	10.0	10.0	10.0	10.0	10.0	10.0
Indicator value	0.6	0.4	0.8	0.9	0.4	1.0	0.7	0.6	1.1	0.6	17.5	1.4
Reactor Coolant System Leakage	7/07	8/07	9/07	10/07	11/07	12/07	1/08	2/08	3/08	4/08	5/08	6/08
Maximum leakage	0.120	0.020	0.046	0.040	0.030	0.080	0.010	0.010	0.010	0.010	0.040	0.030
Technical specification limit	10.0	10.0	10.0	10.0	10.0	10.0	10.0	10.0	10.0	10.0	10.0	10.0
Indicator value	1.2	0.2	0.5	0.4	0.3	0.8	0.1	0.1	0.1	0.1	0.4	0.3

Licensee Comments: none

# Drill/Exercise Performance



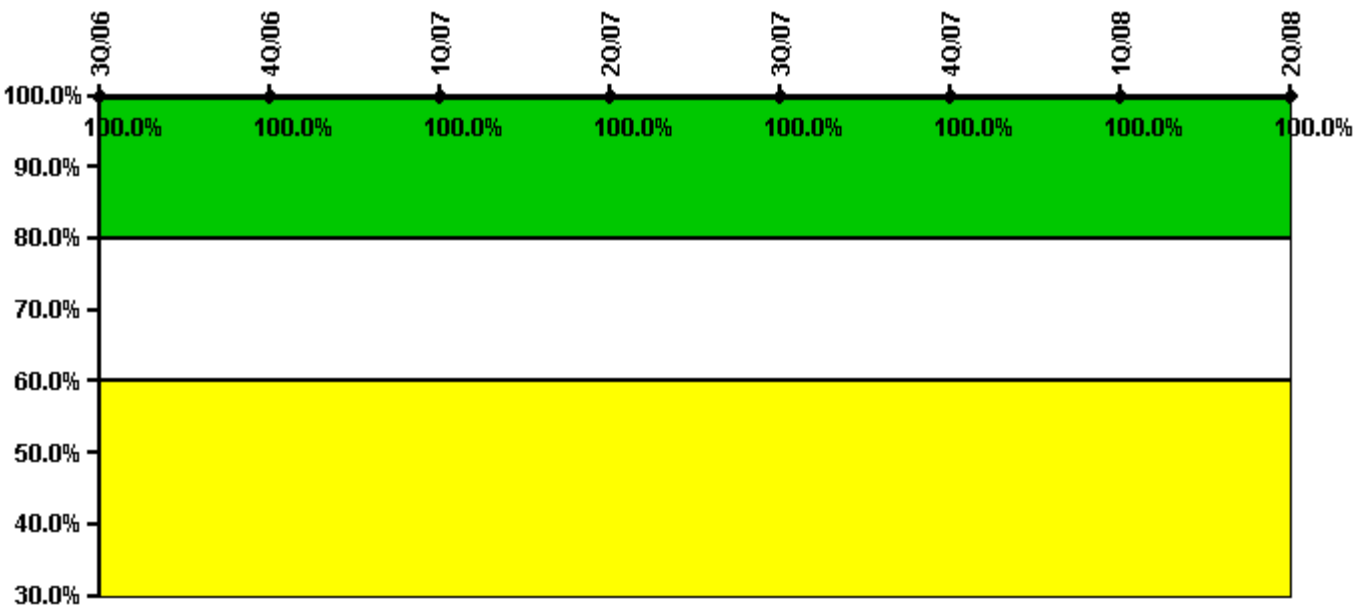
Thresholds: White < 90.0% Yellow < 70.0%

## Notes

Drill/Exercise Performance	3Q/06	4Q/06	1Q/07	2Q/07	3Q/07	4Q/07	1Q/08	2Q/08
Successful opportunities	37.0	24.0	49.0	22.0	33.0	3.0	23.0	24.0
Total opportunities	38.0	24.0	50.0	22.0	36.0	3.0	24.0	24.0
Indicator value	95.1%	96.1%	97.6%	98.4%	97.9%	98.0%	97.5%	97.3%

Licensee Comments: none

# ERO Drill Participation



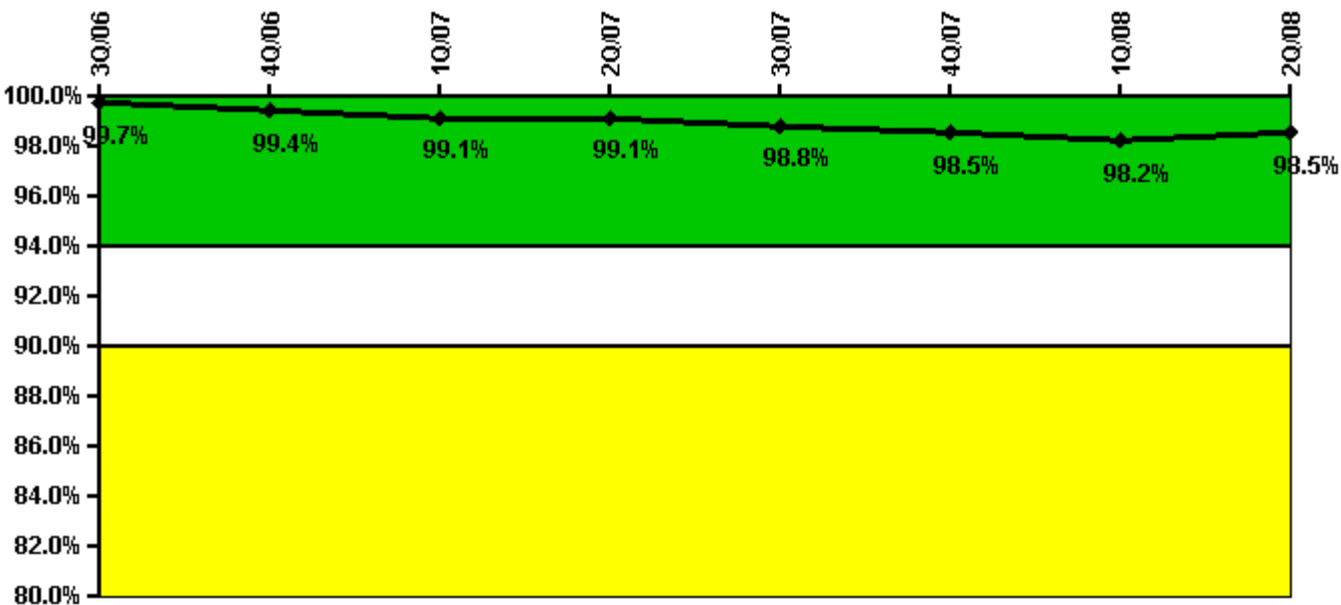
Thresholds: White < 80.0% Yellow < 60.0%

## Notes

ERO Drill Participation	3Q/06	4Q/06	1Q/07	2Q/07	3Q/07	4Q/07	1Q/08	2Q/08
Participating Key personnel	63.0	63.0	58.0	57.0	58.0	59.0	56.0	56.0
Total Key personnel	63.0	63.0	58.0	57.0	58.0	59.0	56.0	56.0
Indicator value	100.0%	100.0%	100.0%	100.0%	100.0%	100.0%	100.0%	100.0%

Licensee Comments: none

# Alert & Notification System



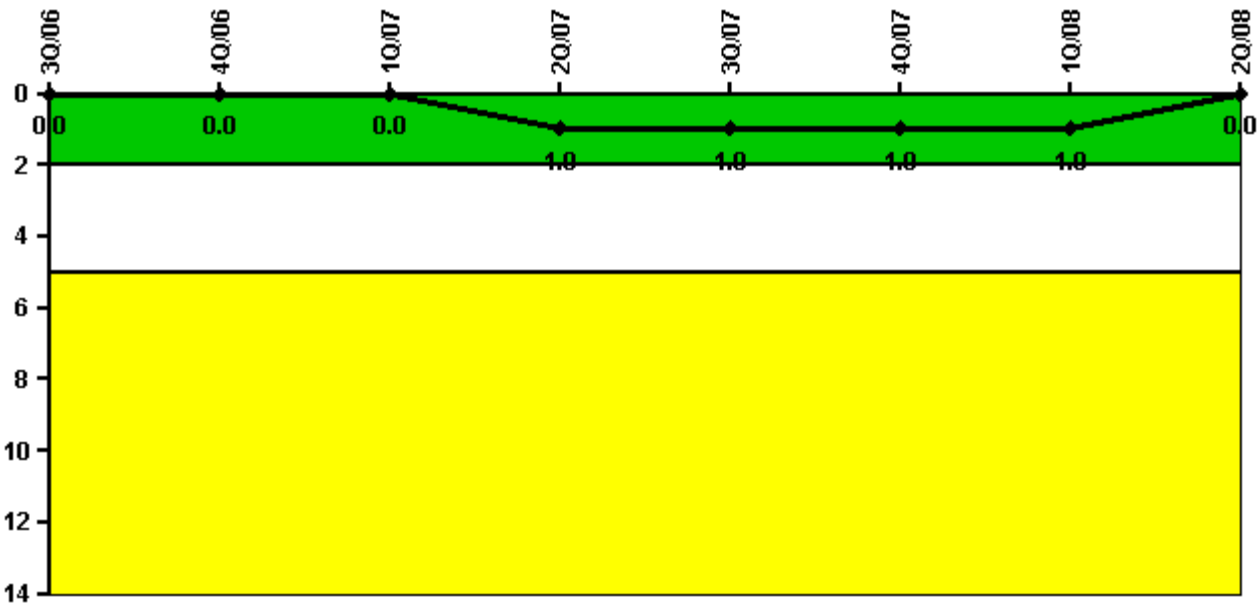
Thresholds: White < 94.0% Yellow < 90.0%

## Notes

Alert & Notification System	3Q/06	4Q/06	1Q/07	2Q/07	3Q/07	4Q/07	1Q/08	2Q/08
Successful siren-tests	84	83	83	83	83	82	82	84
Total sirens-tests	84	84	84	84	84	84	84	84
Indicator value	99.7%	99.4%	99.1%	99.1%	98.8%	98.5%	98.2%	98.5%

Licensee Comments: none

# Occupational Exposure Control Effectiveness



Thresholds: White > 2.0 Yellow > 5.0

## Notes

Occupational Exposure Control Effectiveness	3Q/06	4Q/06	1Q/07	2Q/07	3Q/07	4Q/07	1Q/08	2Q/08
High radiation area occurrences	0	0	0	1	0	0	0	0
Very high radiation area occurrences	0	0	0	0	0	0	0	0
Unintended exposure occurrences	0	0	0	0	0	0	0	0
<b>Indicator value</b>	<b>0</b>	<b>0</b>	<b>0</b>	<b>1</b>	<b>1</b>	<b>1</b>	<b>1</b>	<b>0</b>

Licensee Comments: none

# RETS/ODCM Radiological Effluent



Thresholds: White > 1.0 Yellow > 3.0

## Notes

RETS/ODCM Radiological Effluent	3Q/06	4Q/06	1Q/07	2Q/07	3Q/07	4Q/07	1Q/08	2Q/08
RETS/ODCM occurrences	0	0	0	0	0	0	0	0
Indicator value	0	0	0	0	0	0	0	0

Licensee Comments: none

[Physical Protection](#) information not publicly available.

▲ [Action Matrix Summary](#) | [Inspection Findings Summary](#) | [PI Summary](#) | [Reactor Oversight Process](#)

Last Modified: August 4, 2008