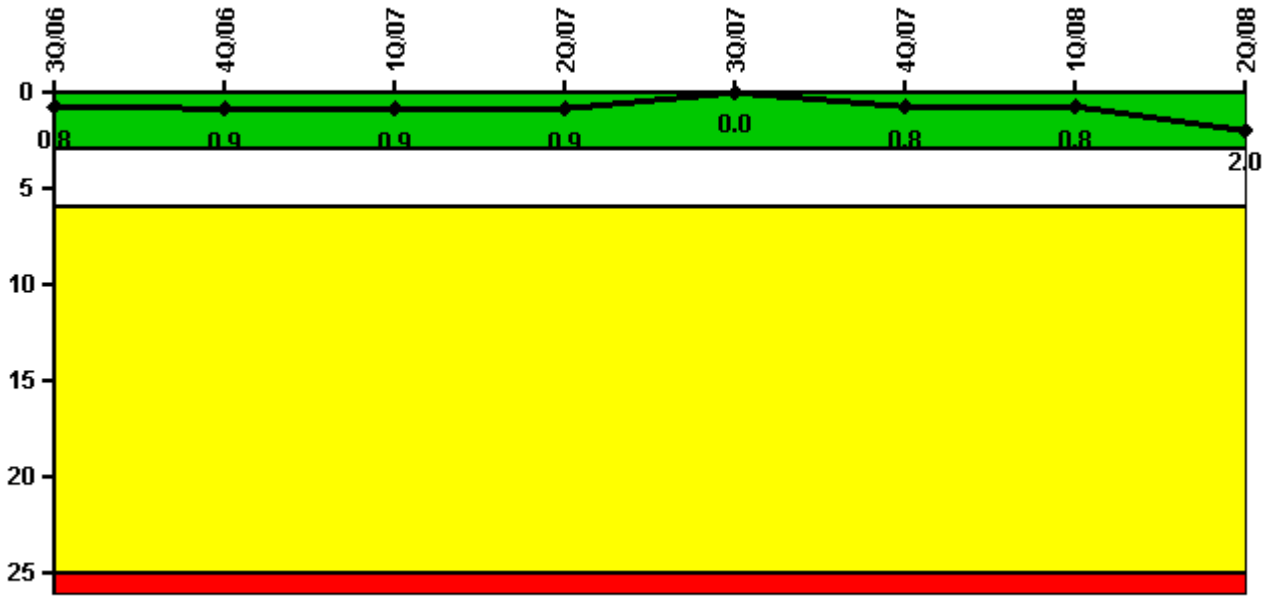


# Palo Verde 2

## 2Q/2008 Performance Indicators

Licensee's General Comments: none

### Unplanned Scrams per 7000 Critical Hrs



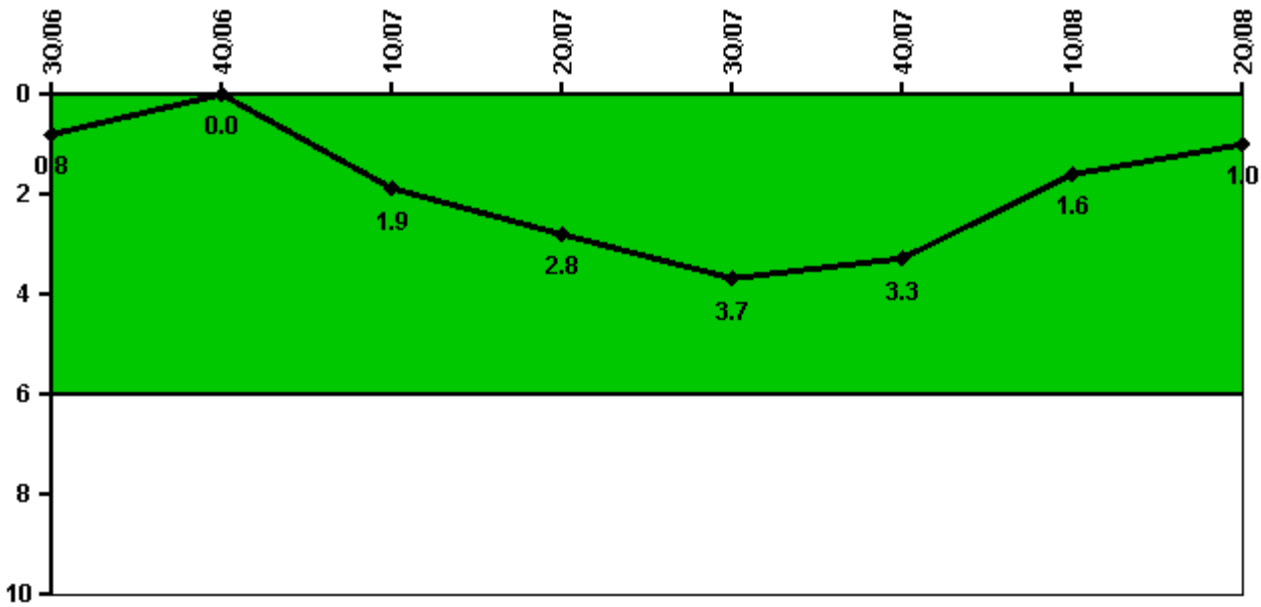
Thresholds: White > 3.0 Yellow > 6.0 Red > 25.0

### Notes

Unplanned Scrams per 7000 Critical Hrs	3Q/06	4Q/06	1Q/07	2Q/07	3Q/07	4Q/07	1Q/08	2Q/08
Unplanned scrams	1.0	0	0	0	0	1.0	0	1.0
Critical hours	2147.5	1170.1	2016.8	2184.0	2208.0	2069.1	2112.0	687.6
Indicator value	0.8	0.9	0.9	0.9	0	0.8	0.8	2.0

Licensee Comments: none

# Unplanned Power Changes per 7000 Critical Hrs



Thresholds: White > 6.0

## Notes

Unplanned Power Changes per 7000 Critical Hrs	3Q/06	4Q/06	1Q/07	2Q/07	3Q/07	4Q/07	1Q/08	2Q/08
Unplanned power changes	0	0	2.0	1.0	1.0	0	0	0
Critical hours	2147.5	1170.1	2016.8	2184.0	2208.0	2069.1	2112.0	687.6
Indicator value	0.8	0	1.9	2.8	3.7	3.3	1.6	1.0

Licensee Comments: none

# Unplanned Scrams with Complications



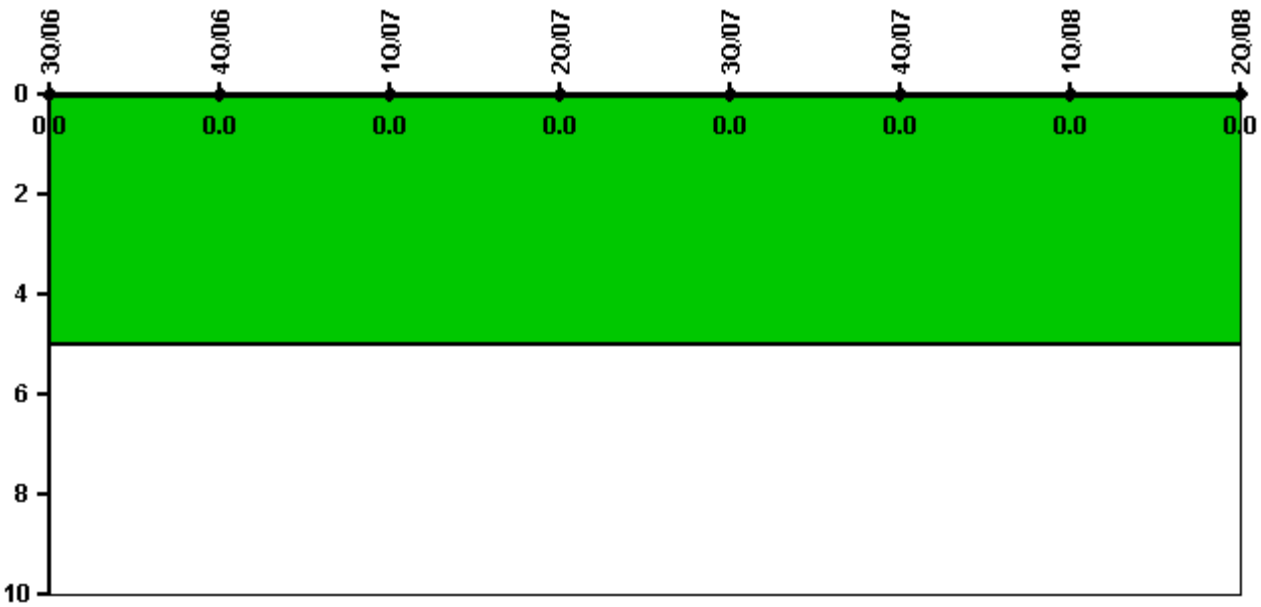
Thresholds: White > 1.0

## Notes

Unplanned Scrams with Complications	3Q/06	4Q/06	1Q/07	2Q/07	3Q/07	4Q/07	1Q/08	2Q/08
Scrams with complications		0	0	0	0	0	0	0
Indicator value					0.0	0.0	0.0	0.0

Licensee Comments: none

# Safety System Functional Failures (PWR)



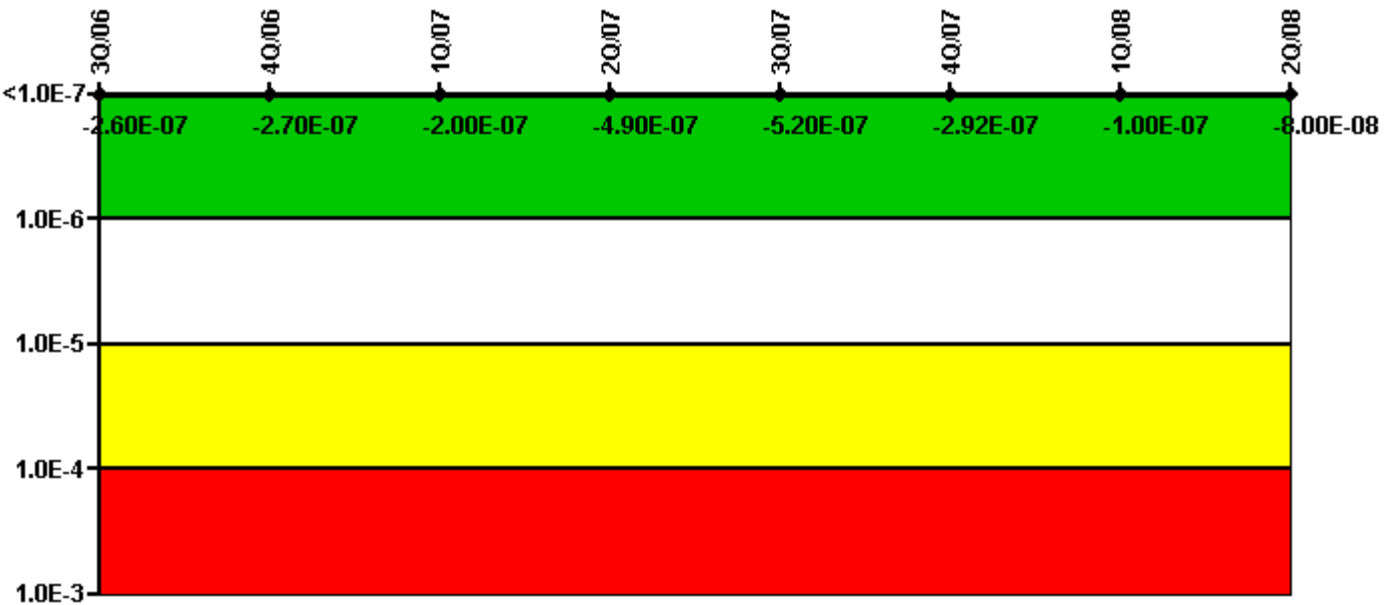
Thresholds: White > 5.0

## Notes

Safety System Functional Failures (PWR)	3Q/06	4Q/06	1Q/07	2Q/07	3Q/07	4Q/07	1Q/08	2Q/08
Safety System Functional Failures	0	0	0	0	0	0	0	0
Indicator value	0	0	0	0	0	0	0	0

Licensee Comments: none

# Mitigating Systems Performance Index, Emergency AC Power System



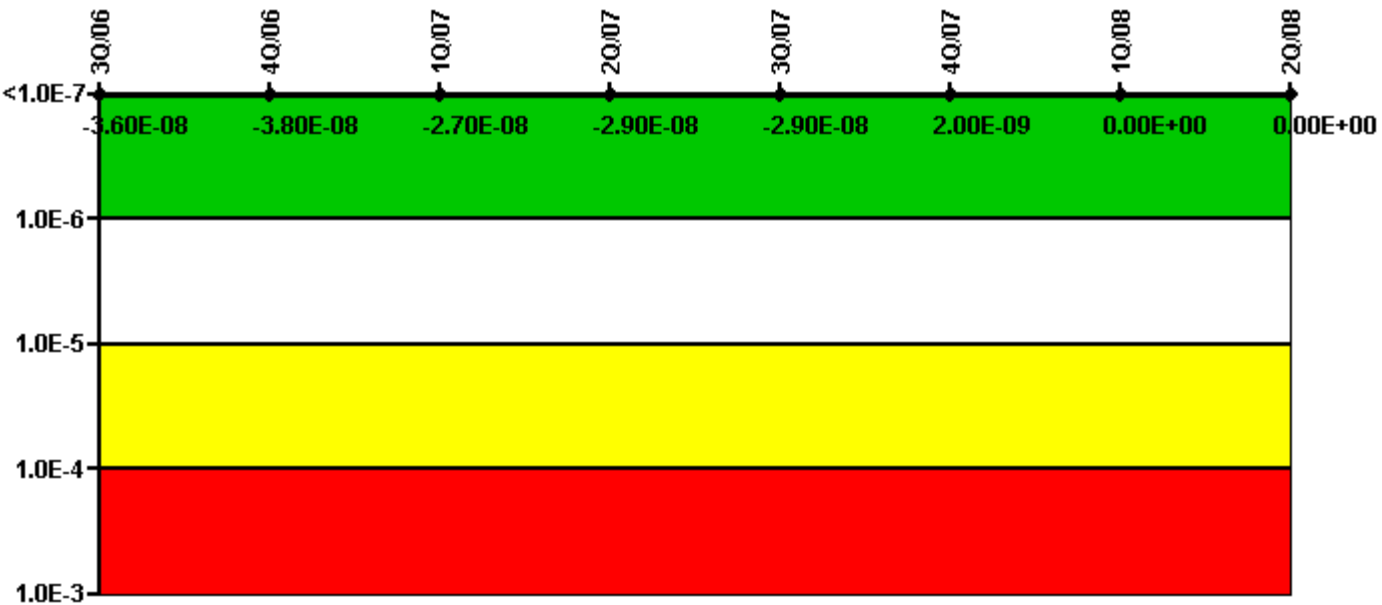
Thresholds: White > 1.00E-6 Yellow > 1.00E-5 Red > 1.00E-4

## Notes

Mitigating Systems Performance Index, Emergency AC Power System	3Q/06	4Q/06	1Q/07	2Q/07	3Q/07	4Q/07	1Q/08	2Q/08
UAI ( $\Delta$ CDF)	1.20E-07	1.10E-07	1.80E-07	1.60E-07	1.30E-07	7.80E-08	1.20E-07	1.40E-07
URI ( $\Delta$ CDF)	-3.80E-07	-3.80E-07	-3.80E-07	-6.50E-07	-6.50E-07	-3.70E-07	-2.20E-07	-2.20E-07
PLE	NO	NO	NO	NO	NO	NO	NO	NO
Indicator value	-2.60E-07	-2.70E-07	-2.00E-07	-4.90E-07	-5.20E-07	-2.92E-07	-1.00E-07	-8.00E-08

Licensee Comments: none

# Mitigating Systems Performance Index, High Pressure Injection System



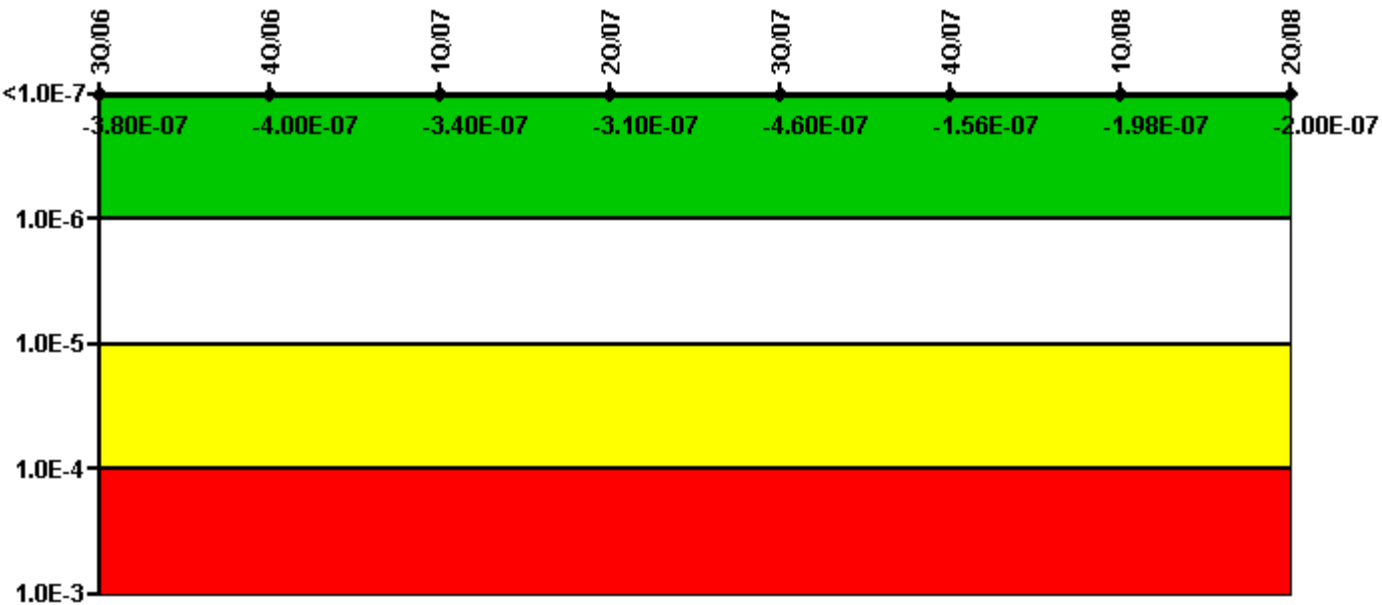
Thresholds: White > 1.00E-6 Yellow > 1.00E-5 Red > 1.00E-4

## Notes

Mitigating Systems Performance Index, High Pressure Injection System	3Q/06	4Q/06	1Q/07	2Q/07	3Q/07	4Q/07	1Q/08	2Q/08
UAI (ΔCDF)	3.80E-08	3.60E-08	4.70E-08	4.50E-08	4.50E-08	1.70E-08	1.50E-08	1.50E-08
URI (ΔCDF)	-7.40E-08	-7.40E-08	-7.40E-08	-7.40E-08	-7.40E-08	-1.50E-08	-1.50E-08	-1.50E-08
PLE	NO	NO	NO	NO	NO	NO	NO	NO
Indicator value	-3.60E-08	-3.80E-08	-2.70E-08	-2.90E-08	-2.90E-08	2.00E-09	0.00E+00	0.00E+00

Licensee Comments: none

# Mitigating Systems Performance Index, Heat Removal System



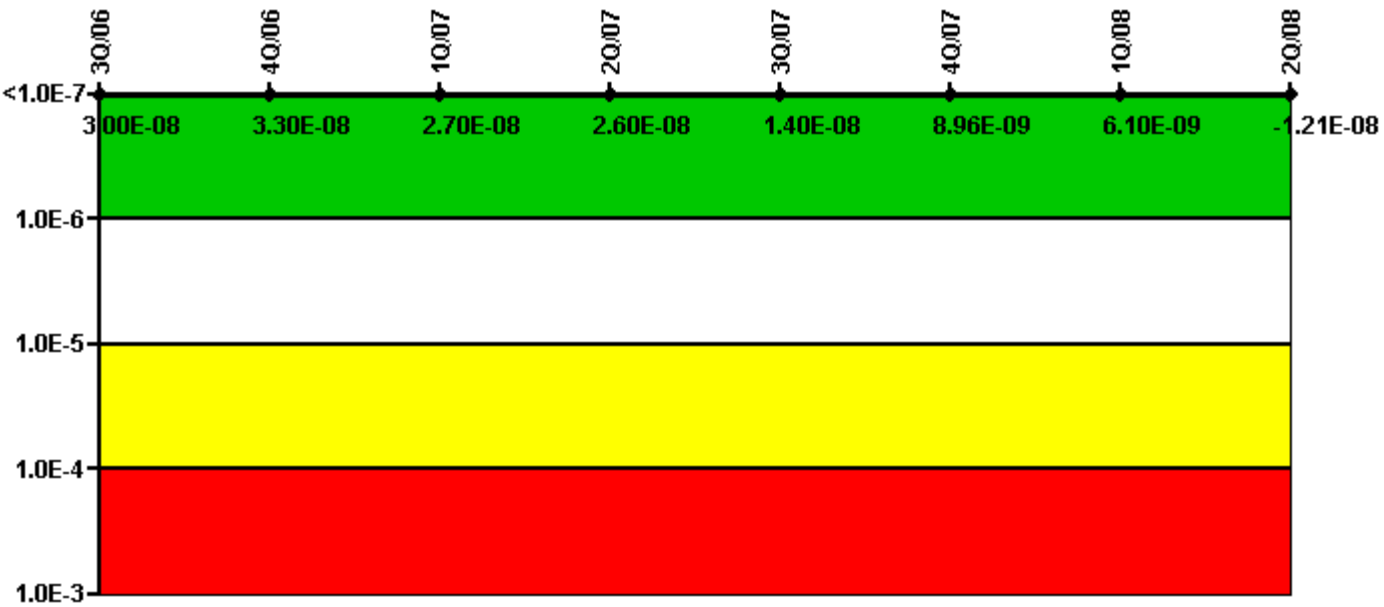
Thresholds: White > 1.00E-6 Yellow > 1.00E-5 Red > 1.00E-4

## Notes

Mitigating Systems Performance Index, Heat Removal System	3Q/06	4Q/06	1Q/07	2Q/07	3Q/07	4Q/07	1Q/08	2Q/08
UAI ( $\Delta$ CDF)	2.30E-07	2.10E-07	2.70E-07	2.90E-07	1.40E-07	6.40E-08	2.20E-08	2.00E-08
URI ( $\Delta$ CDF)	-6.10E-07	-6.10E-07	-6.10E-07	-6.00E-07	-6.00E-07	-2.20E-07	-2.20E-07	-2.20E-07
PLE	NO	NO	NO	NO	NO	NO	NO	NO
Indicator value	-3.80E-07	-4.00E-07	-3.40E-07	-3.10E-07	-4.60E-07	-1.56E-07	-1.98E-07	-2.00E-07

Licensee Comments: none

# Mitigating Systems Performance Index, Residual Heat Removal System



Thresholds: White > 1.00E-6 Yellow > 1.00E-5 Red > 1.00E-4

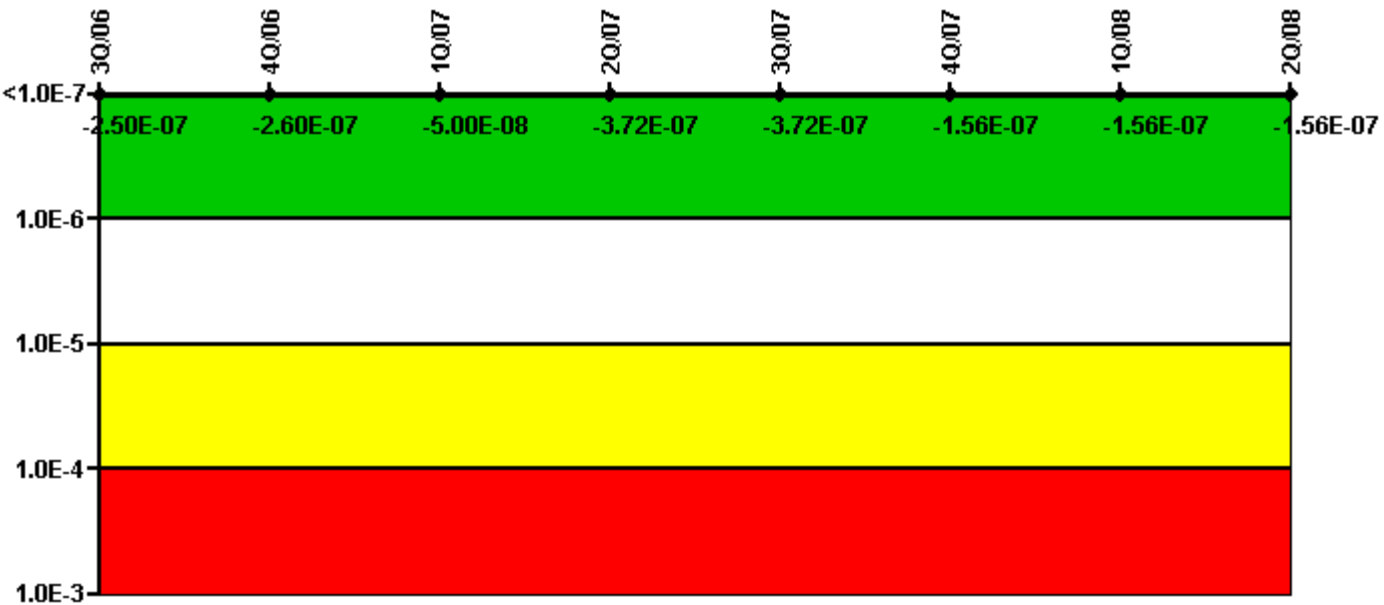
## Notes

Mitigating Systems Performance Index, Residual Heat Removal System	3Q/06	4Q/06	1Q/07	2Q/07	3Q/07	4Q/07	1Q/08	2Q/08
UAI ( $\Delta$ CDF)	1.70E-08	2.00E-08	1.40E-08	1.30E-08	9.90E-10	-4.40E-10	-3.30E-09	-3.10E-09
URI ( $\Delta$ CDF)	1.30E-08	1.30E-08	1.30E-08	1.30E-08	1.30E-08	9.40E-09	9.40E-09	-9.00E-09
PLE	NO	NO	NO	NO	NO	NO	NO	NO
Indicator value	3.00E-08	3.30E-08	2.70E-08	2.60E-08	1.40E-08	8.96E-09	6.10E-09	-1.21E-08

Licensee Comments: none



# Mitigating Systems Performance Index, Cooling Water Systems



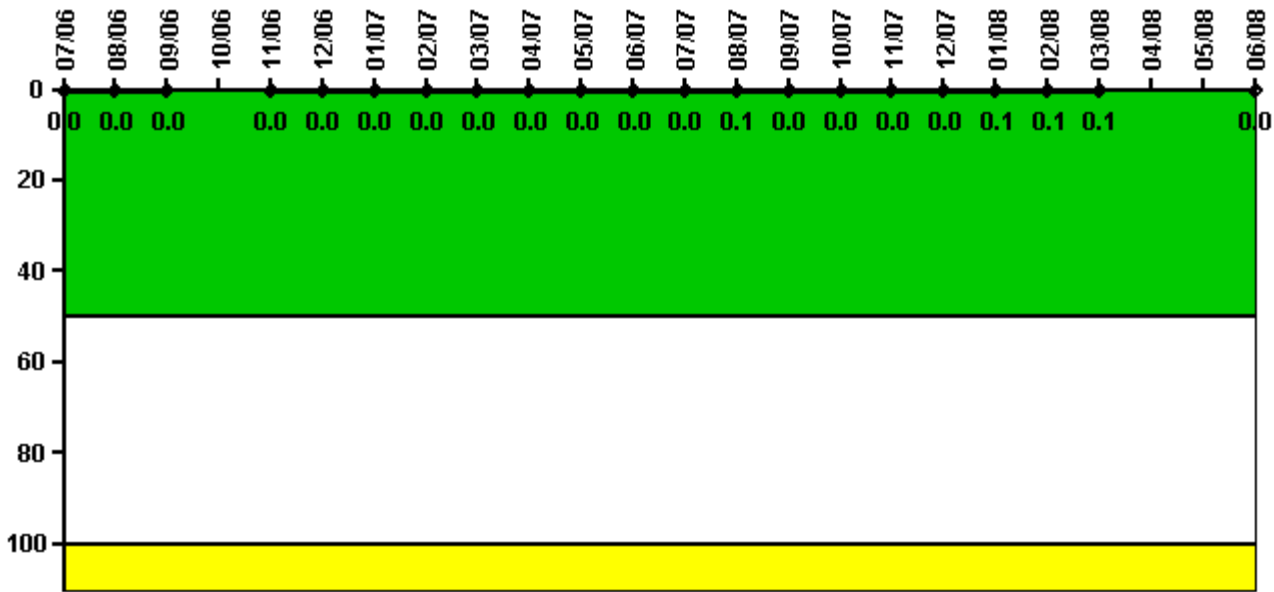
Thresholds: White > 1.00E-6 Yellow > 1.00E-5 Red > 1.00E-4

## Notes

Mitigating Systems Performance Index, Cooling Water Systems	3Q/06	4Q/06	1Q/07	2Q/07	3Q/07	4Q/07	1Q/08	2Q/08
UAI ( $\Delta$ CDF)	1.30E-07	1.20E-07	3.30E-07	7.90E-09	7.90E-09	4.20E-09	4.20E-09	4.30E-09
URI ( $\Delta$ CDF)	-3.80E-07	-3.80E-07	-3.80E-07	-3.80E-07	-3.80E-07	-1.60E-07	-1.60E-07	-1.60E-07
PLE	NO	NO	NO	NO	NO	NO	NO	NO
Indicator value	-2.50E-07	-2.60E-07	-5.00E-08	-3.72E-07	-3.72E-07	-1.56E-07	-1.56E-07	-1.56E-07

Licensee Comments: none

# Reactor Coolant System Activity



Thresholds: White > 50.0 Yellow > 100.0

## Notes

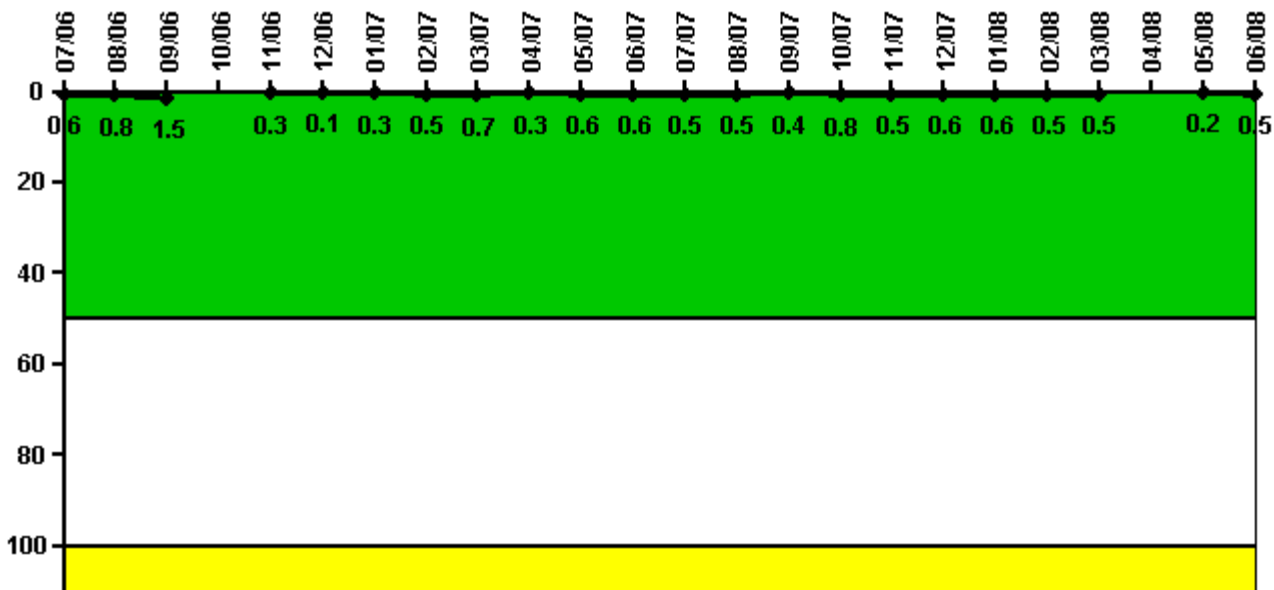
Reactor Coolant System Activity	7/06	8/06	9/06	10/06	11/06	12/06	1/07	2/07	3/07	4/07	5/07	6/07
Maximum activity	0.000317	0.000314	0.000316	N/A	0.000201	0.000209	0.000244	0.000238	0.000219	0.000226	0.000227	0.000235
Technical specification limit	1.0	1.0	1.0	1.0	1.0	1.0	1.0	1.0	1.0	1.0	1.0	1.0
Indicator value	0	0	0	N/A	0	0	0	0	0	0	0	0

Reactor Coolant System Activity	7/07	8/07	9/07	10/07	11/07	12/07	1/08	2/08	3/08	4/08	5/08	6/08
Maximum activity	0.000248	0.000711	0.000264	0.000484	0.000381	0.000443	0.000563	0.000739	0.000743	N/A	N/A	0.000221
Technical specification limit	1.0	1.0	1.0	1.0	1.0	1.0	1.0	1.0	1.0	1.0	1.0	1.0
Indicator value	0	0.1	0	0	0	0	0.1	0.1	0.1	N/A	N/A	0

Licensee Comments: none

# Reactor Coolant System Leakage



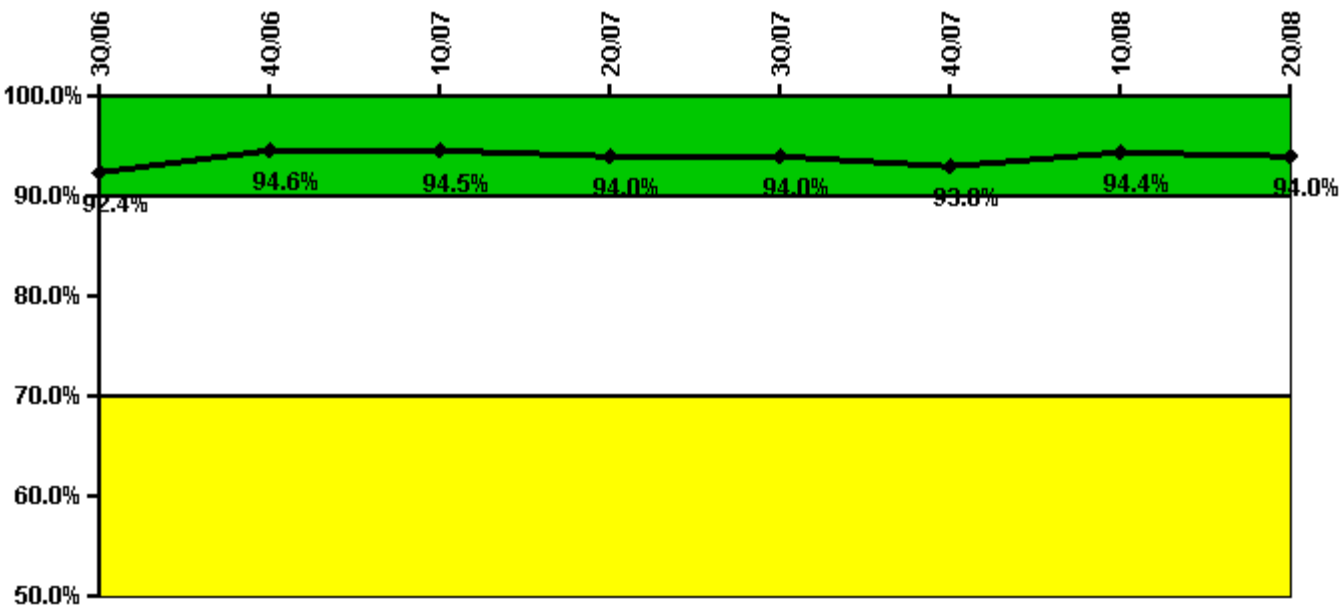
Thresholds: White > 50.0 Yellow > 100.0

## Notes

<b>Reactor Coolant System Leakage</b>	<b>7/06</b>	<b>8/06</b>	<b>9/06</b>	<b>10/06</b>	<b>11/06</b>	<b>12/06</b>	<b>1/07</b>	<b>2/07</b>	<b>3/07</b>	<b>4/07</b>	<b>5/07</b>	<b>6/07</b>
Maximum leakage	0.058	0.083	0.152	N/A	0.030	0.013	0.030	0.049	0.070	0.028	0.063	0.055
Technical specification limit	10.0	10.0	10.0	10.0	10.0	10.0	10.0	10.0	10.0	10.0	10.0	10.0
Indicator value	0.6	0.8	1.5	N/A	0.3	0.1	0.3	0.5	0.7	0.3	0.6	0.6
<b>Reactor Coolant System Leakage</b>	<b>7/07</b>	<b>8/07</b>	<b>9/07</b>	<b>10/07</b>	<b>11/07</b>	<b>12/07</b>	<b>1/08</b>	<b>2/08</b>	<b>3/08</b>	<b>4/08</b>	<b>5/08</b>	<b>6/08</b>
Maximum leakage	0.047	0.051	0.041	0.076	0.048	0.056	0.058	0.049	0.050	N/A	0.021	0.049
Technical specification limit	10.0	10.0	10.0	10.0	10.0	10.0	10.0	10.0	10.0	10.0	10.0	10.0
Indicator value	0.5	0.5	0.4	0.8	0.5	0.6	0.6	0.5	0.5	N/A	0.2	0.5

Licensee Comments: none

# Drill/Exercise Performance



Thresholds: White < 90.0% Yellow < 70.0%

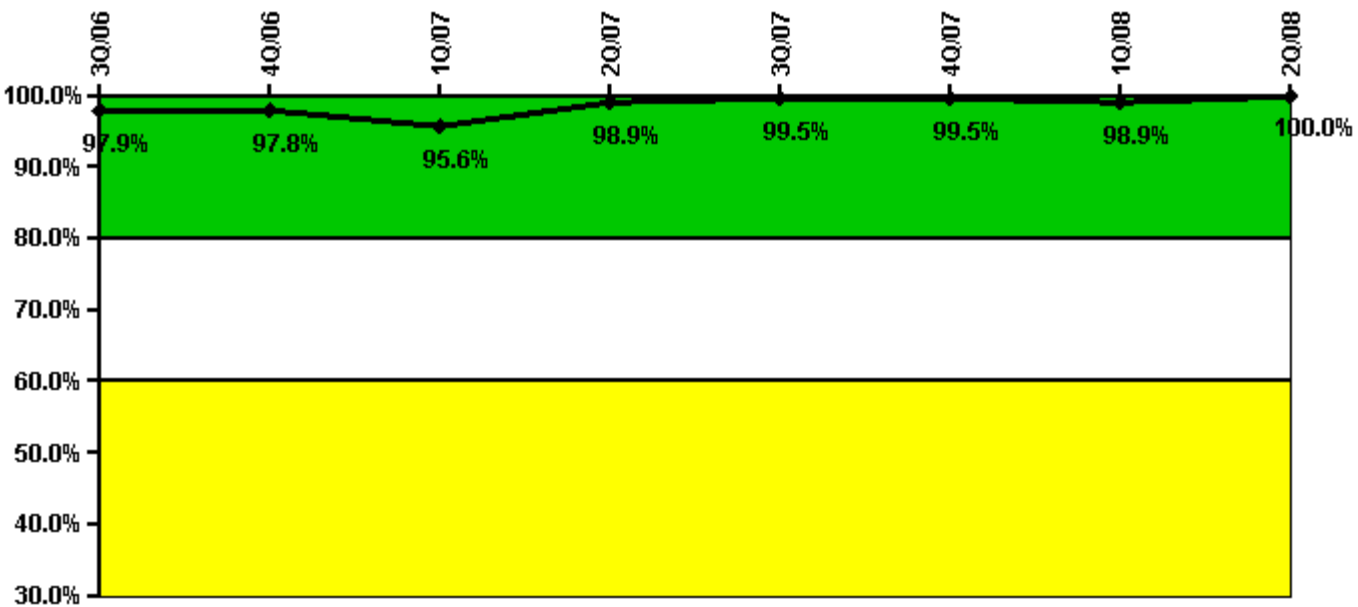
## Notes

Drill/Exercise Performance	3Q/06	4Q/06	1Q/07	2Q/07	3Q/07	4Q/07	1Q/08	2Q/08
Successful opportunities	57.0	97.0	18.0	13.0	188.0	12.0	130.0	35.0
Total opportunities	64.0	102.0	19.0	16.0	200.0	12.0	133.0	39.0
Indicator value	92.4%	94.6%	94.5%	94.0%	94.0%	93.0%	94.4%	94.0%

Licensee Comments:

3Q/07: Revised drill performance results (3 less successes) based on errors identified on NAN forms for activities in August and September 2007. No color change.

# ERO Drill Participation



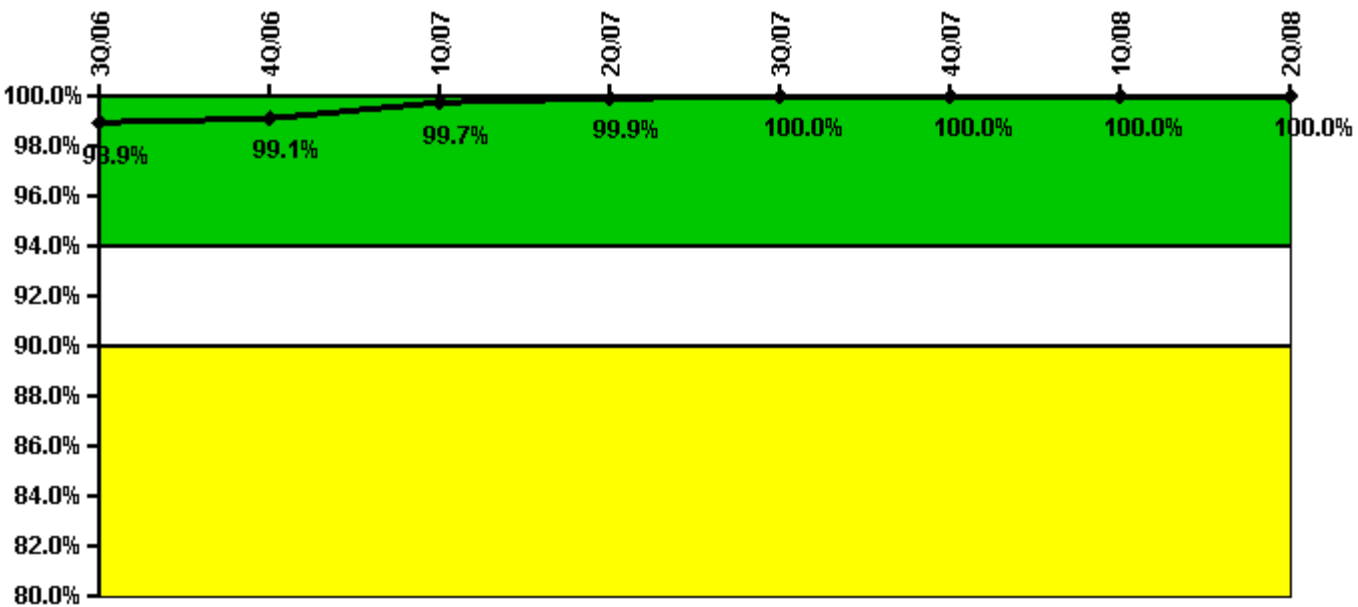
Thresholds: White < 80.0% Yellow < 60.0%

## Notes

ERO Drill Participation	3Q/06	4Q/06	1Q/07	2Q/07	3Q/07	4Q/07	1Q/08	2Q/08
Participating Key personnel	186.0	179.0	175.0	181.0	199.0	192.0	188.0	191.0
Total Key personnel	190.0	183.0	183.0	183.0	200.0	193.0	190.0	191.0
Indicator value	97.9%	97.8%	95.6%	98.9%	99.5%	99.5%	98.9%	100.0%

Licensee Comments: none

# Alert & Notification System



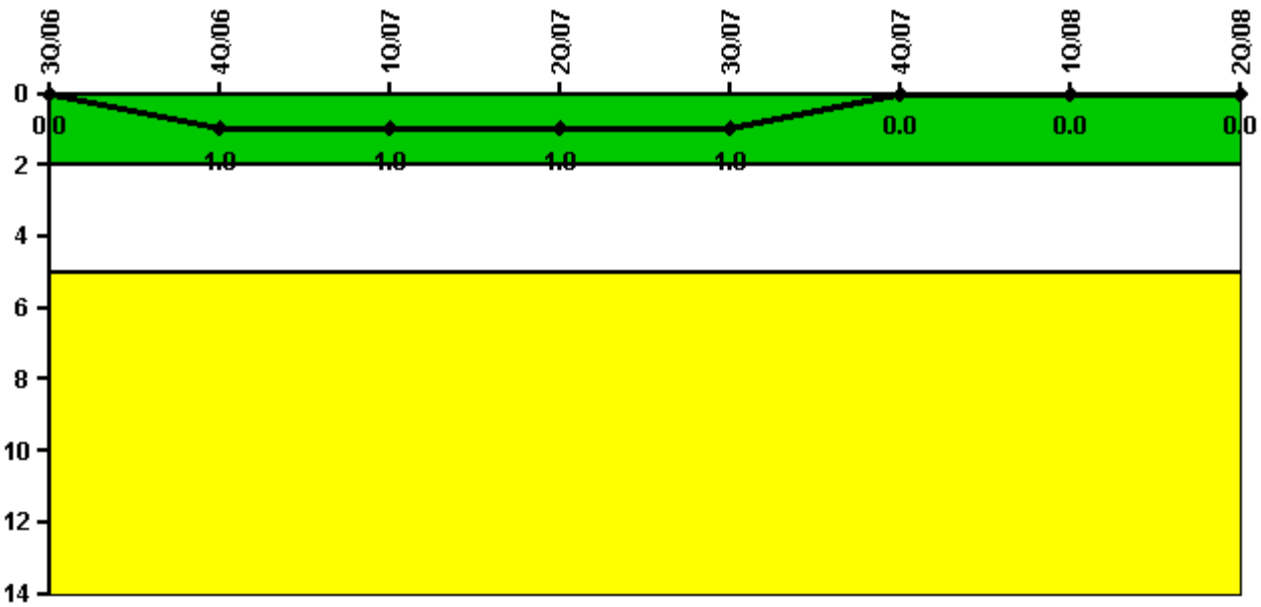
Thresholds: White < 94.0% Yellow < 90.0%

## Notes

Alert & Notification System	3Q/06	4Q/06	1Q/07	2Q/07	3Q/07	4Q/07	1Q/08	2Q/08
Successful siren-tests	797	792	798	798	756	882	755	756
Total sirens-tests	798	793	798	798	756	882	756	756
Indicator value	98.9%	99.1%	99.7%	99.9%	100.0%	100.0%	100.0%	100.0%

Licensee Comments: none

# Occupational Exposure Control Effectiveness



Thresholds: White > 2.0 Yellow > 5.0

## Notes

Occupational Exposure Control Effectiveness	3Q/06	4Q/06	1Q/07	2Q/07	3Q/07	4Q/07	1Q/08	2Q/08
High radiation area occurrences	0	1	0	0	0	0	0	0
Very high radiation area occurrences	0	0	0	0	0	0	0	0
Unintended exposure occurrences	0	0	0	0	0	0	0	0
<b>Indicator value</b>	<b>0</b>	<b>1</b>	<b>1</b>	<b>1</b>	<b>1</b>	<b>0</b>	<b>0</b>	<b>0</b>

Licensee Comments: none

# RETS/ODCM Radiological Effluent



Thresholds: White > 1.0 Yellow > 3.0

## Notes

RETS/ODCM Radiological Effluent	3Q/06	4Q/06	1Q/07	2Q/07	3Q/07	4Q/07	1Q/08	2Q/08
RETS/ODCM occurrences	0	0	0	0	0	0	0	0
Indicator value	0	0	0	0	0	0	0	0

Licensee Comments: none

[Physical Protection](#) information not publicly available.

▲ [Action Matrix Summary](#) | [Inspection Findings Summary](#) | [PI Summary](#) | [Reactor Oversight Process](#)

Last Modified: August 4, 2008