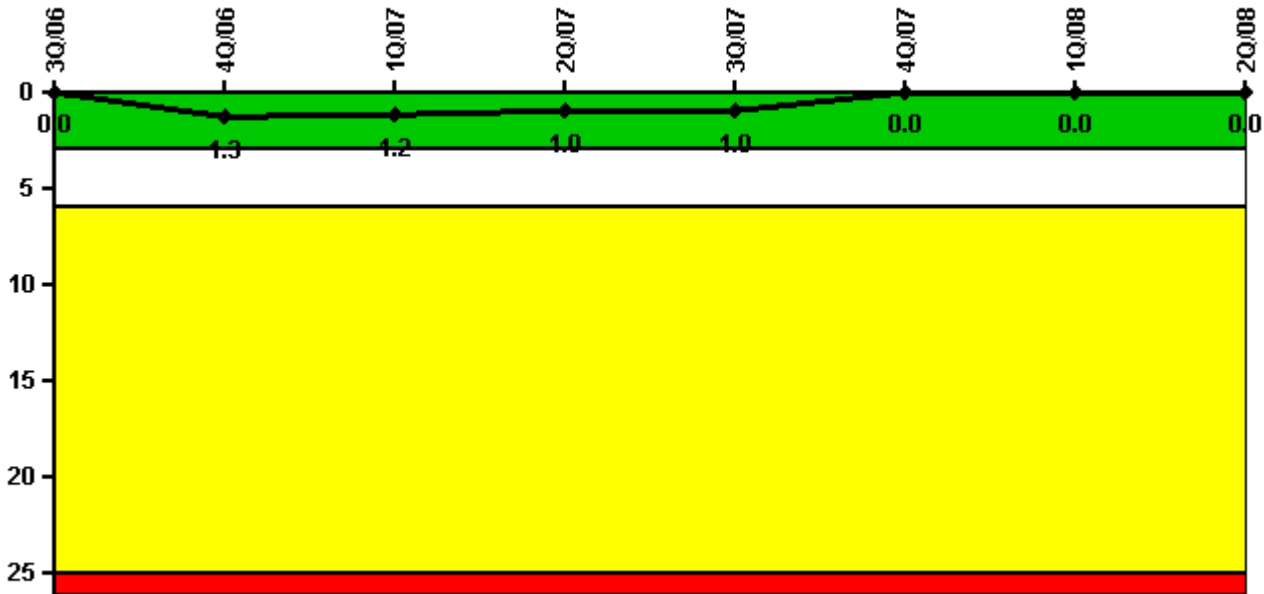


# Palo Verde 1

## 2Q/2008 Performance Indicators

Licensee's General Comments: none

### Unplanned Scrams per 7000 Critical Hrs



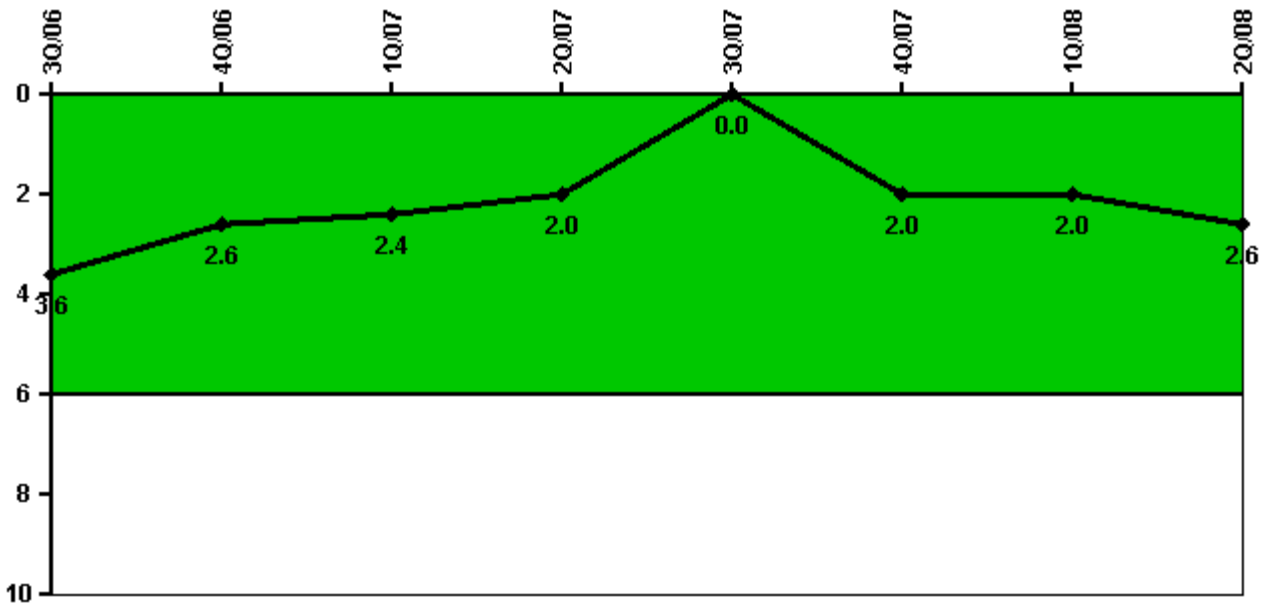
Thresholds: White > 3.0 Yellow > 6.0 Red > 25.0

### Notes

Unplanned Scrams per 7000 Critical Hrs	3Q/06	4Q/06	1Q/07	2Q/07	3Q/07	4Q/07	1Q/08	2Q/08
Unplanned scrams	0	1.0	0	0	0	0	0	0
Critical hours	1777.3	1823.9	2160.0	1152.0	1878.4	1803.3	2184.0	2131.1
Indicator value	0	1.3	1.2	1.0	1.0	0	0	0

Licensee Comments: none

# Unplanned Power Changes per 7000 Critical Hrs



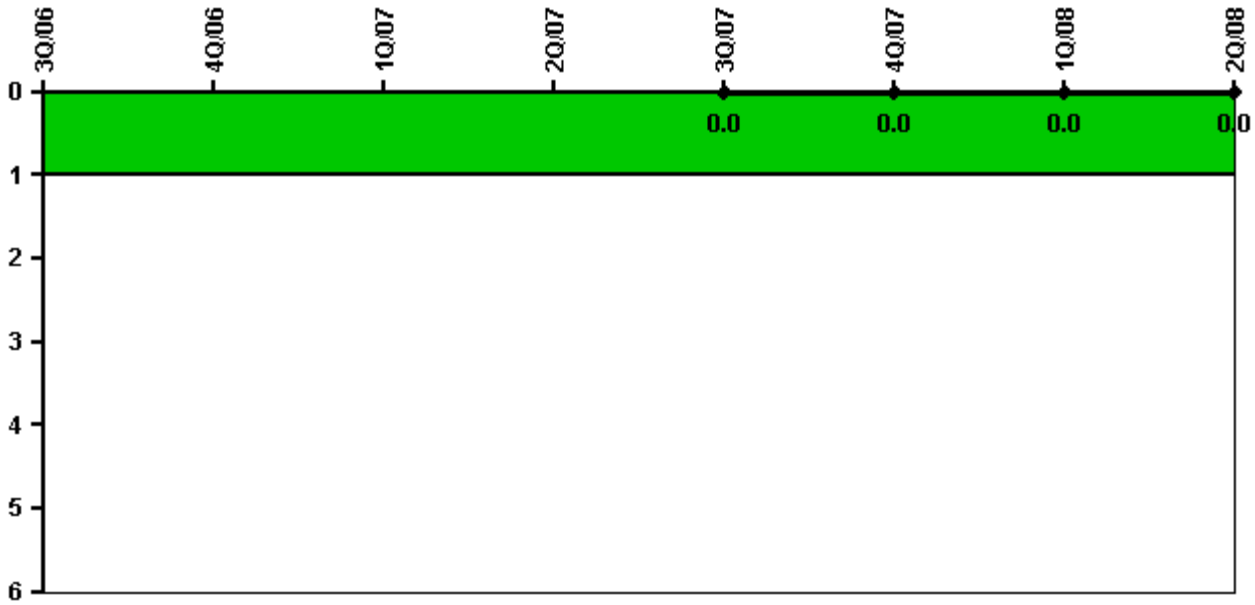
Thresholds: White > 6.0

## Notes

Unplanned Power Changes per 7000 Critical Hrs	3Q/06	4Q/06	1Q/07	2Q/07	3Q/07	4Q/07	1Q/08	2Q/08
Unplanned power changes	2.0	0	0	0	0	2.0	0	1.0
Critical hours	1777.3	1823.9	2160.0	1152.0	1878.4	1803.3	2184.0	2131.1
Indicator value	3.6	2.6	2.4	2.0	0	2.0	2.0	2.6

Licensee Comments: none

# Unplanned Scrams with Complications



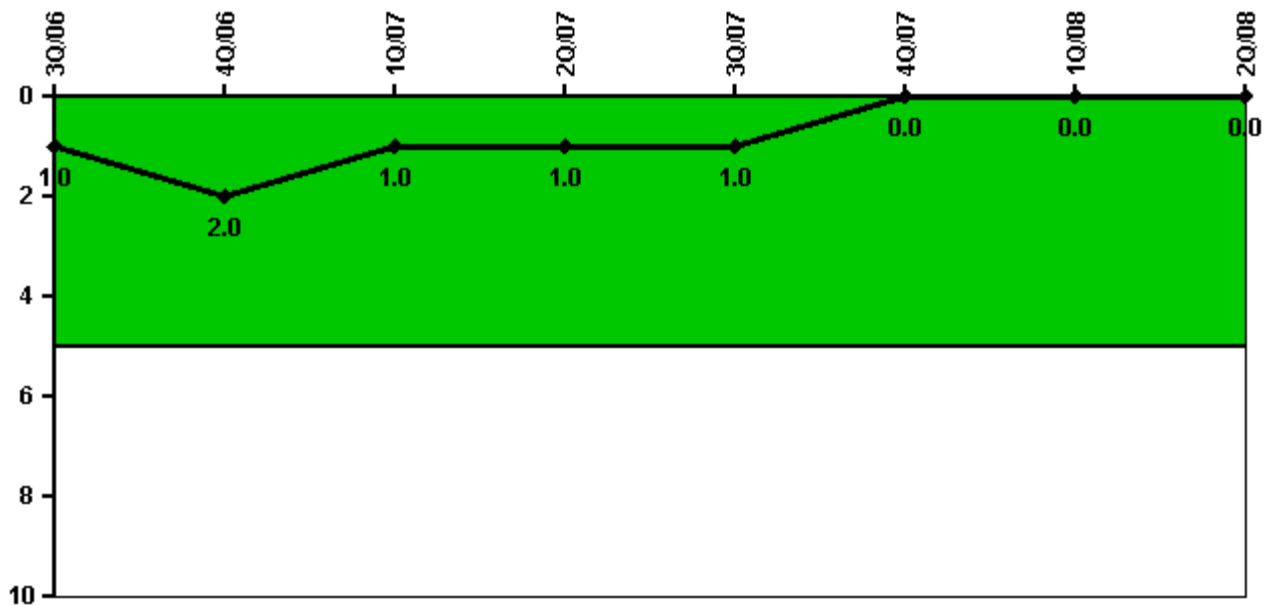
Thresholds: White > 1.0

## Notes

Unplanned Scrams with Complications	3Q/06	4Q/06	1Q/07	2Q/07	3Q/07	4Q/07	1Q/08	2Q/08
Scrams with complications		0	0	0	0	0	0	0
Indicator value					0.0	0.0	0.0	0.0

Licensee Comments: none

# Safety System Functional Failures (PWR)



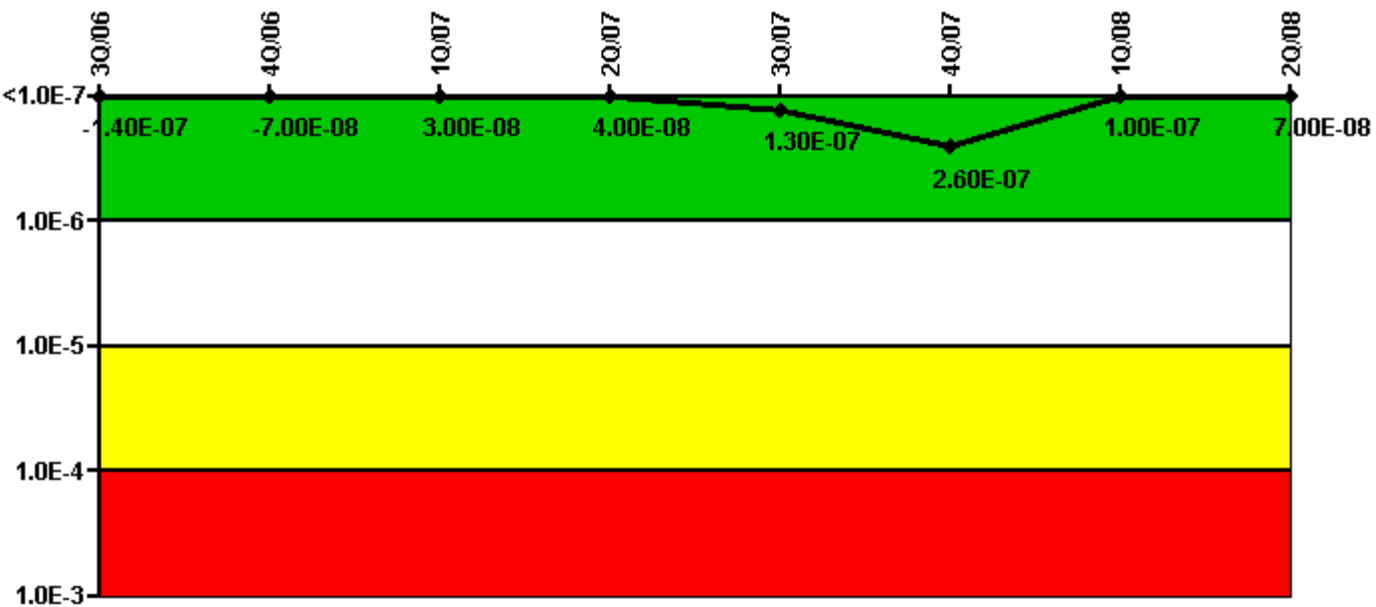
Thresholds: White > 5.0

## Notes

Safety System Functional Failures (PWR)	3Q/06	4Q/06	1Q/07	2Q/07	3Q/07	4Q/07	1Q/08	2Q/08
Safety System Functional Failures	0	1	0	0	0	0	0	0
Indicator value	1	2	1	1	1	0	0	0

Licensee Comments: none

# Mitigating Systems Performance Index, Emergency AC Power System



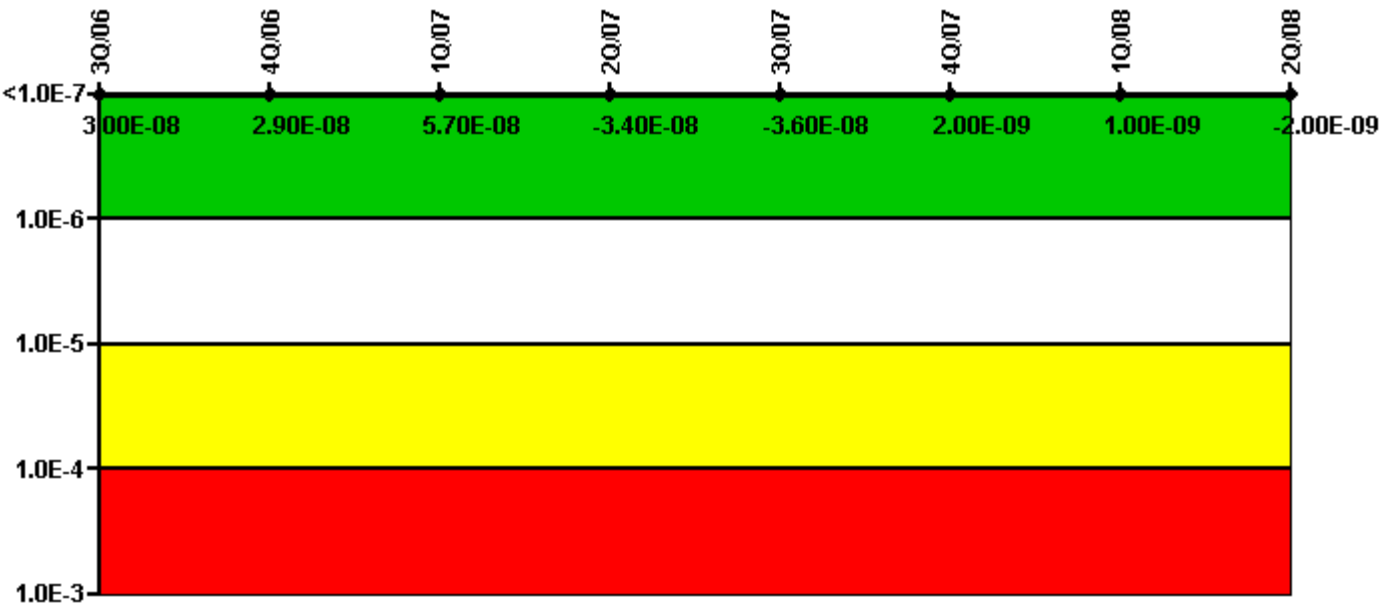
Thresholds: White > 1.00E-6 Yellow > 1.00E-5 Red > 1.00E-4

## Notes

Mitigating Systems Performance Index, Emergency AC Power System	3Q/06	4Q/06	1Q/07	2Q/07	3Q/07	4Q/07	1Q/08	2Q/08
UAI ( $\Delta$ CDF)	3.00E-07	3.80E-07	4.80E-07	4.80E-07	5.70E-07	3.50E-07	3.20E-07	2.90E-07
URI ( $\Delta$ CDF)	-4.40E-07	-4.50E-07	-4.50E-07	-4.40E-07	-4.40E-07	-9.00E-08	-2.20E-07	-2.20E-07
PLE	NO	NO	NO	NO	NO	NO	NO	NO
Indicator value	-1.40E-07	-7.00E-08	3.00E-08	4.00E-08	1.30E-07	2.60E-07	1.00E-07	7.00E-08

Licensee Comments: none

# Mitigating Systems Performance Index, High Pressure Injection System



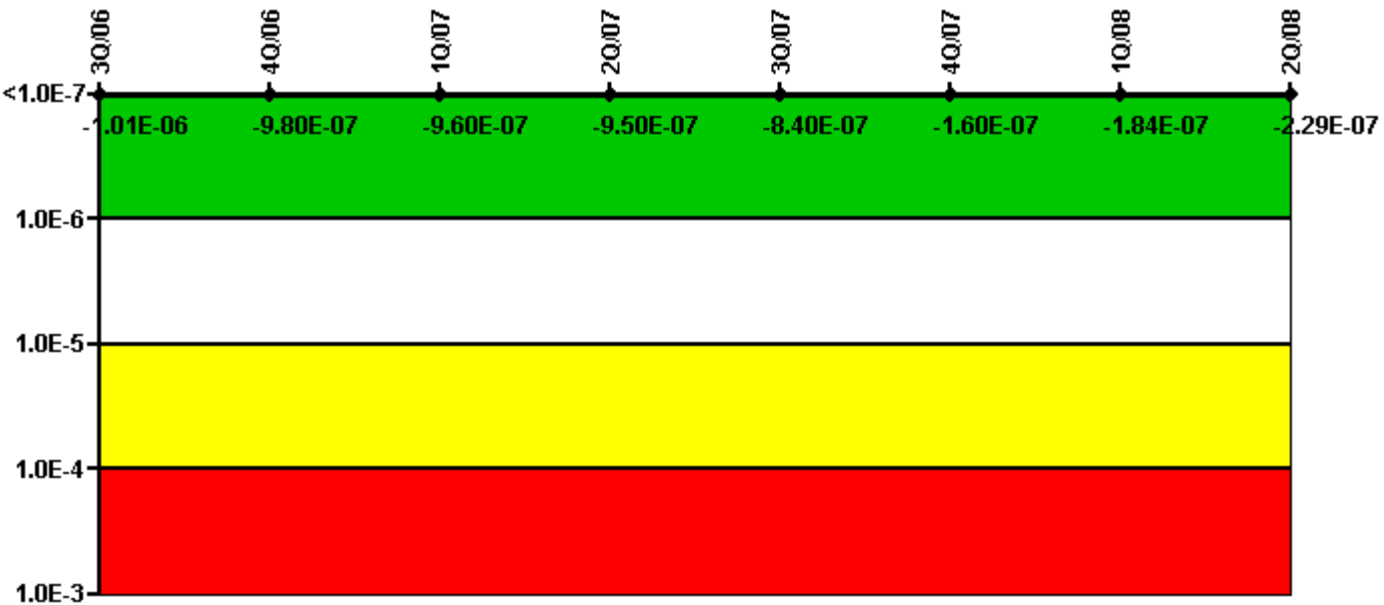
Thresholds: White > 1.00E-6 Yellow > 1.00E-5 Red > 1.00E-4

## Notes

Mitigating Systems Performance Index, High Pressure Injection System	3Q/06	4Q/06	1Q/07	2Q/07	3Q/07	4Q/07	1Q/08	2Q/08
UAI ( $\Delta$ CDF)	1.20E-08	1.10E-08	3.90E-08	4.00E-08	3.80E-08	1.70E-08	1.60E-08	1.30E-08
URI ( $\Delta$ CDF)	1.80E-08	1.80E-08	1.80E-08	-7.40E-08	-7.40E-08	-1.50E-08	-1.50E-08	-1.50E-08
PLE	NO	NO	NO	NO	NO	NO	NO	NO
Indicator value	3.00E-08	2.90E-08	5.70E-08	-3.40E-08	-3.60E-08	2.00E-09	1.00E-09	-2.00E-09

Licensee Comments: none

# Mitigating Systems Performance Index, Heat Removal System



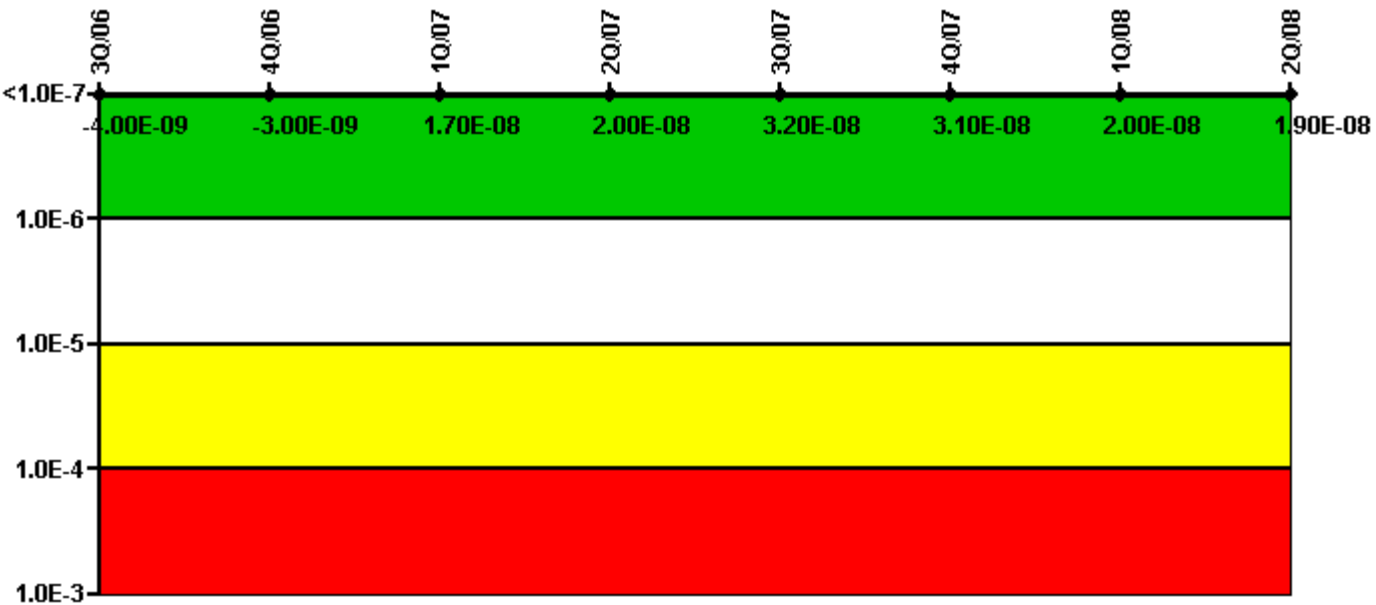
Thresholds: White > 1.00E-6 Yellow > 1.00E-5 Red > 1.00E-4

## Notes

Mitigating Systems Performance Index, Heat Removal System	3Q/06	4Q/06	1Q/07	2Q/07	3Q/07	4Q/07	1Q/08	2Q/08
UAI ( $\Delta$ CDF)	-3.90E-07	-3.60E-07	-3.40E-07	-3.30E-07	-2.20E-07	7.00E-08	4.60E-08	9.50E-10
URI ( $\Delta$ CDF)	-6.20E-07	-6.20E-07	-6.20E-07	-6.20E-07	-6.20E-07	-2.30E-07	-2.30E-07	-2.30E-07
PLE	NO	NO	NO	NO	NO	NO	NO	NO
Indicator value	-1.01E-06	-9.80E-07	-9.60E-07	-9.50E-07	-8.40E-07	-1.60E-07	-1.84E-07	-2.29E-07

Licensee Comments: none

# Mitigating Systems Performance Index, Residual Heat Removal System



Thresholds: White > 1.00E-6 Yellow > 1.00E-5 Red > 1.00E-4

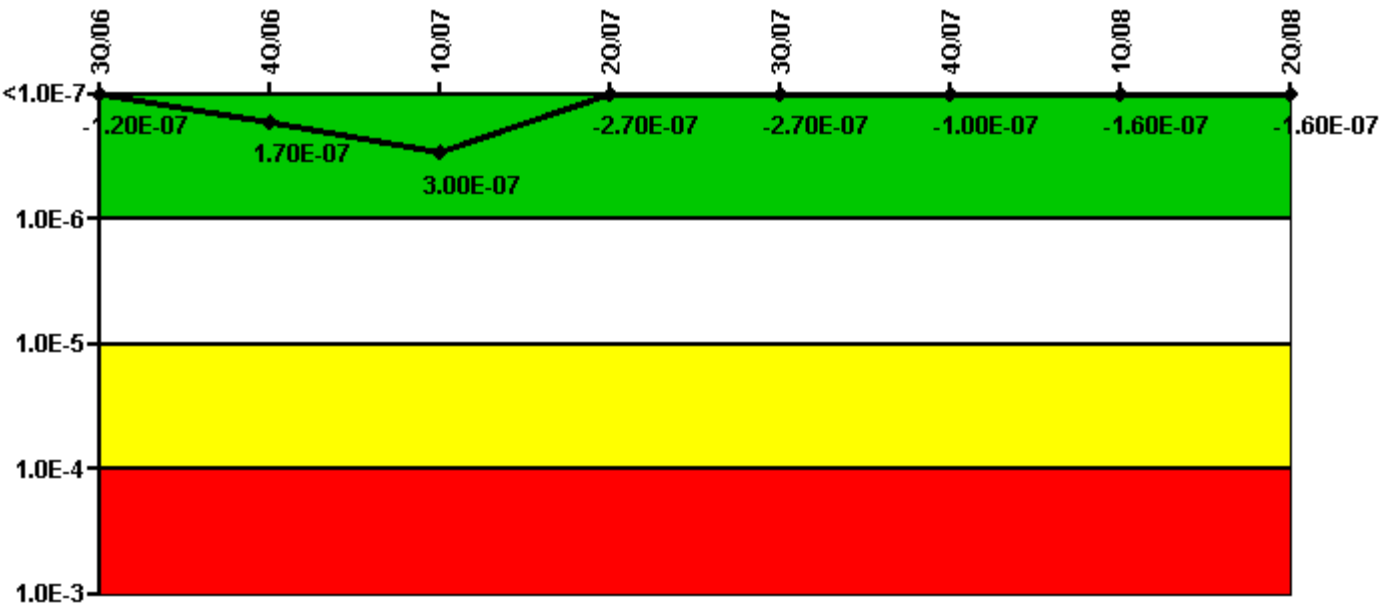
## Notes

Mitigating Systems Performance Index, Residual Heat Removal System	3Q/06	4Q/06	1Q/07	2Q/07	3Q/07	4Q/07	1Q/08	2Q/08
UAI ( $\Delta$ CDF)	3.40E-08	3.50E-08	5.50E-08	5.80E-08	7.00E-08	4.00E-08	2.90E-08	2.80E-08
URI ( $\Delta$ CDF)	-3.80E-08	-3.80E-08	-3.80E-08	-3.80E-08	-3.80E-08	-9.00E-09	-9.00E-09	-9.00E-09
PLE	NO	NO	NO	NO	NO	NO	NO	NO
Indicator value	-4.00E-09	-3.00E-09	1.70E-08	2.00E-08	3.20E-08	3.10E-08	2.00E-08	1.90E-08

Licensee Comments: none



# Mitigating Systems Performance Index, Cooling Water Systems



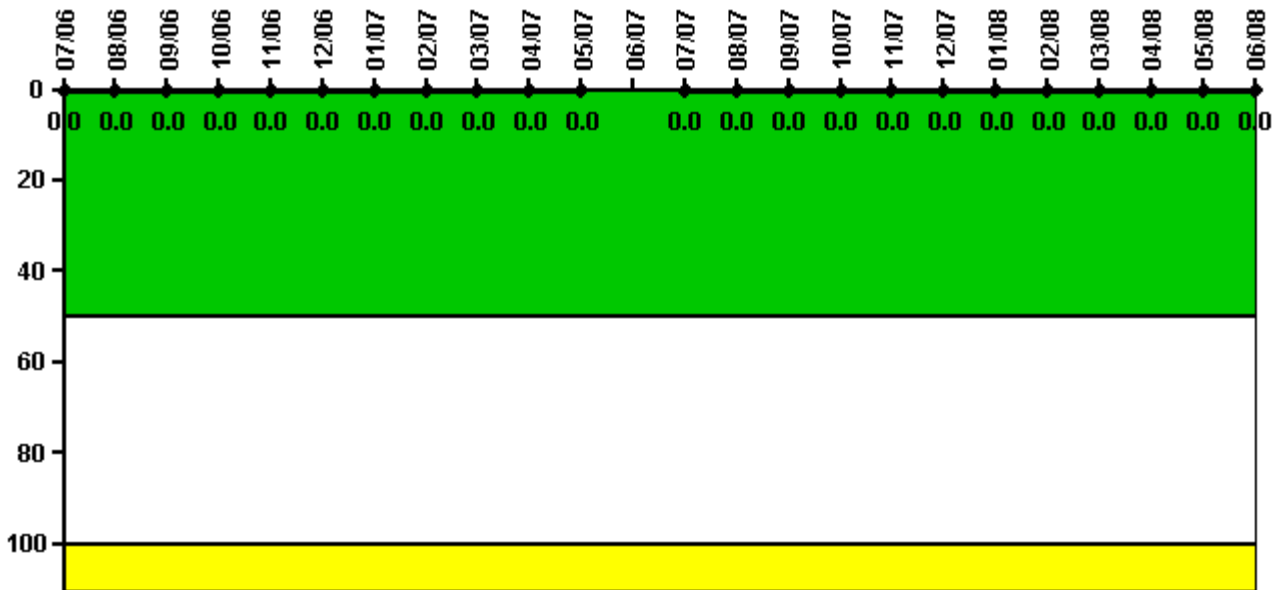
Thresholds: White > 1.00E-6 Yellow > 1.00E-5 Red > 1.00E-4

## Notes

Mitigating Systems Performance Index, Cooling Water Systems	3Q/06	4Q/06	1Q/07	2Q/07	3Q/07	4Q/07	1Q/08	2Q/08
UAI (ΔCDF)	1.50E-07	4.40E-07	5.70E-07	-2.60E-11	-2.50E-11	-2.20E-11	-5.20E-11	-5.20E-11
URI (ΔCDF)	-2.70E-07	-2.70E-07	-2.70E-07	-2.70E-07	-2.70E-07	-1.00E-07	-1.60E-07	-1.60E-07
PLE	NO	NO	NO	NO	NO	NO	NO	NO
Indicator value	-1.20E-07	1.70E-07	3.00E-07	-2.70E-07	-2.70E-07	-1.00E-07	-1.60E-07	-1.60E-07

Licensee Comments: none

# Reactor Coolant System Activity



Thresholds: White > 50.0 Yellow > 100.0

## Notes

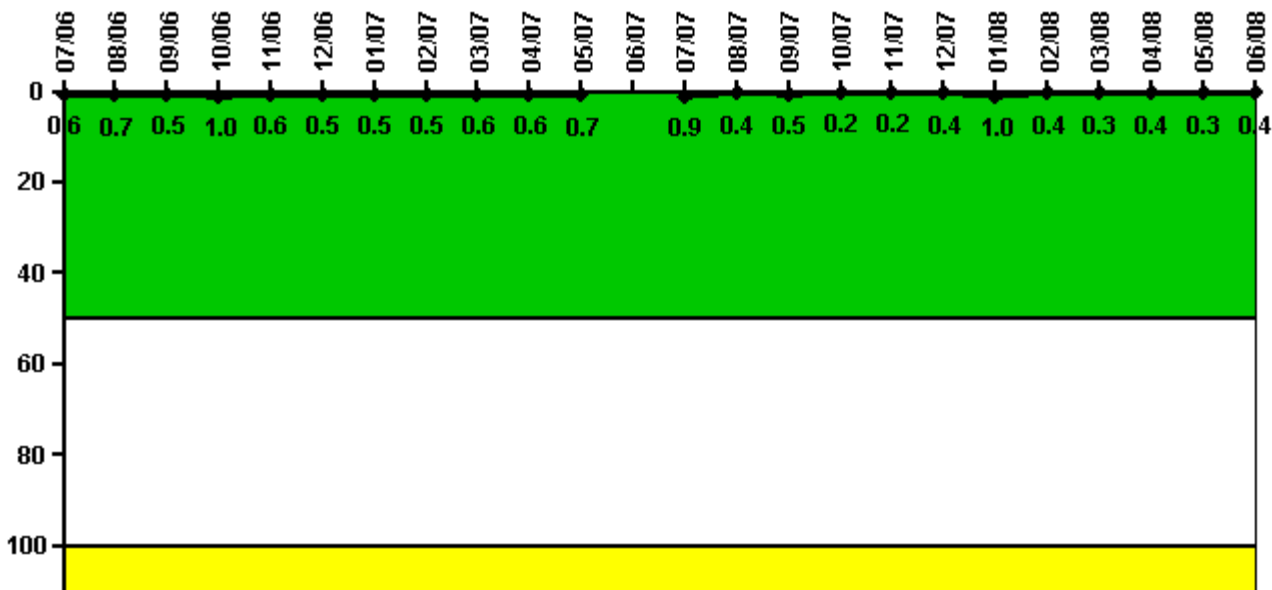
Reactor Coolant System Activity	7/06	8/06	9/06	10/06	11/06	12/06	1/07	2/07	3/07	4/07	5/07	6/07
Maximum activity	0.000320	0.000341	0.000333	0.000314	0.000396	0.000402	0.000444	0.000441	0.000477	0.000480	0.000453	N/A
Technical specification limit	1.0	1.0	1.0	1.0	1.0	1.0	1.0	1.0	1.0	1.0	1.0	1.0
Indicator value	0	0	0	0	0	0	0	0	0	0	0	N/A

Reactor Coolant System Activity	7/07	8/07	9/07	10/07	11/07	12/07	1/08	2/08	3/08	4/08	5/08	6/08
Maximum activity	0.000253	0.000279	0.000296	0.000303	0.000281	0.000322	0.000338	0.000331	0.000348	0.000347	0.000360	0.000378
Technical specification limit	1.0	1.0	1.0	1.0	1.0	1.0	1.0	1.0	1.0	1.0	1.0	1.0
Indicator value	0	0	0	0	0	0	0	0	0	0	0	0

Licensee Comments: none

# Reactor Coolant System Leakage



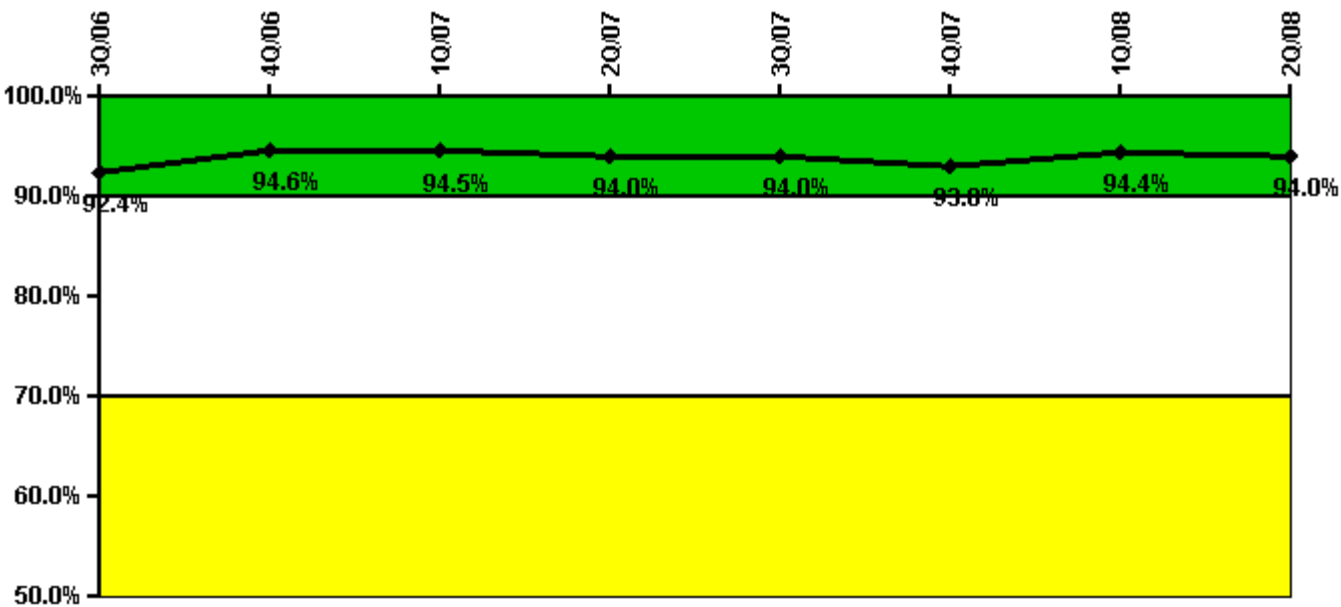
Thresholds: White > 50.0 Yellow > 100.0

## Notes

<b>Reactor Coolant System Leakage</b>	<b>7/06</b>	<b>8/06</b>	<b>9/06</b>	<b>10/06</b>	<b>11/06</b>	<b>12/06</b>	<b>1/07</b>	<b>2/07</b>	<b>3/07</b>	<b>4/07</b>	<b>5/07</b>	<b>6/07</b>
Maximum leakage	0.056	0.066	0.050	0.103	0.056	0.054	0.053	0.045	0.061	0.063	0.065	N/A
Technical specification limit	10.0	10.0	10.0	10.0	10.0	10.0	10.0	10.0	10.0	10.0	10.0	10.0
<b>Indicator value</b>	<b>0.6</b>	<b>0.7</b>	<b>0.5</b>	<b>1.0</b>	<b>0.6</b>	<b>0.5</b>	<b>0.5</b>	<b>0.5</b>	<b>0.6</b>	<b>0.6</b>	<b>0.7</b>	<b>N/A</b>
<b>Reactor Coolant System Leakage</b>	<b>7/07</b>	<b>8/07</b>	<b>9/07</b>	<b>10/07</b>	<b>11/07</b>	<b>12/07</b>	<b>1/08</b>	<b>2/08</b>	<b>3/08</b>	<b>4/08</b>	<b>5/08</b>	<b>6/08</b>
Maximum leakage	0.089	0.042	0.052	0.019	0.024	0.037	0.100	0.040	0.031	0.043	0.033	0.039
Technical specification limit	10.0	10.0	10.0	10.0	10.0	10.0	10.0	10.0	10.0	10.0	10.0	10.0
<b>Indicator value</b>	<b>0.9</b>	<b>0.4</b>	<b>0.5</b>	<b>0.2</b>	<b>0.2</b>	<b>0.4</b>	<b>1.0</b>	<b>0.4</b>	<b>0.3</b>	<b>0.4</b>	<b>0.3</b>	<b>0.4</b>

Licensee Comments: none

## Drill/Exercise Performance



Thresholds: White < 90.0% Yellow < 70.0%

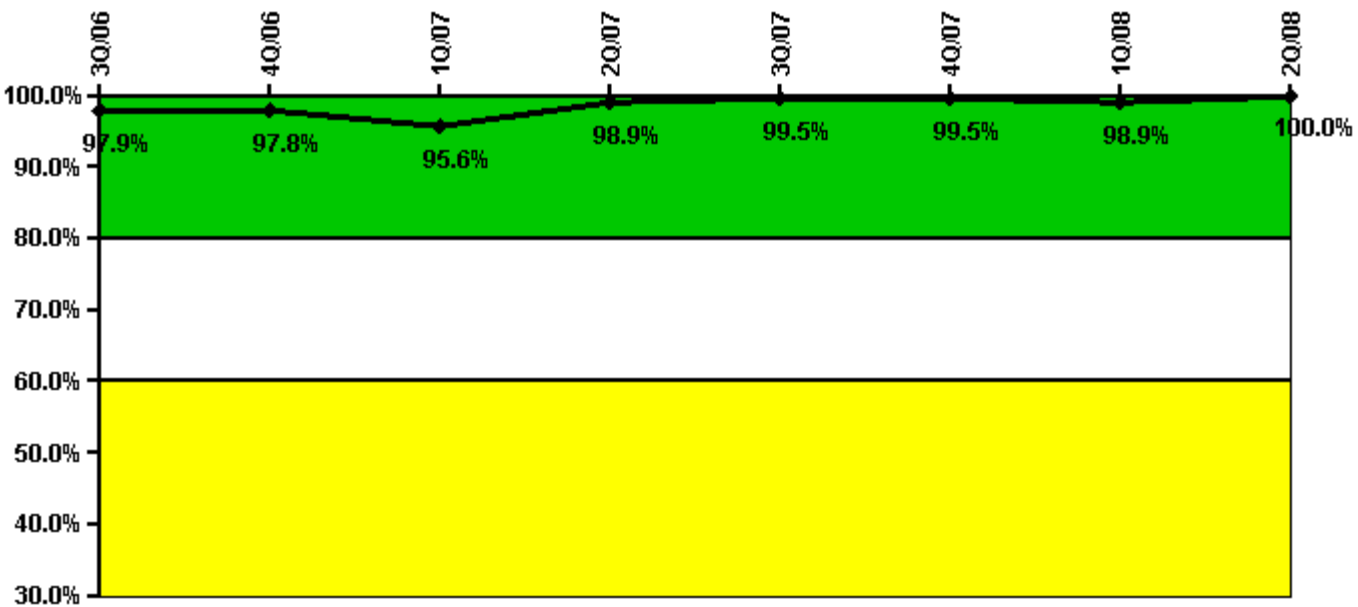
### Notes

Drill/Exercise Performance	3Q/06	4Q/06	1Q/07	2Q/07	3Q/07	4Q/07	1Q/08	2Q/08
Successful opportunities	57.0	97.0	18.0	13.0	188.0	12.0	130.0	35.0
Total opportunities	64.0	102.0	19.0	16.0	200.0	12.0	133.0	39.0
Indicator value	92.4%	94.6%	94.5%	94.0%	94.0%	93.0%	94.4%	94.0%

Licensee Comments:

3Q/07: Revised drill performance results (3 less successes) based on errors identified on NAN forms for activities in August and September 2007. No color change.

# ERO Drill Participation



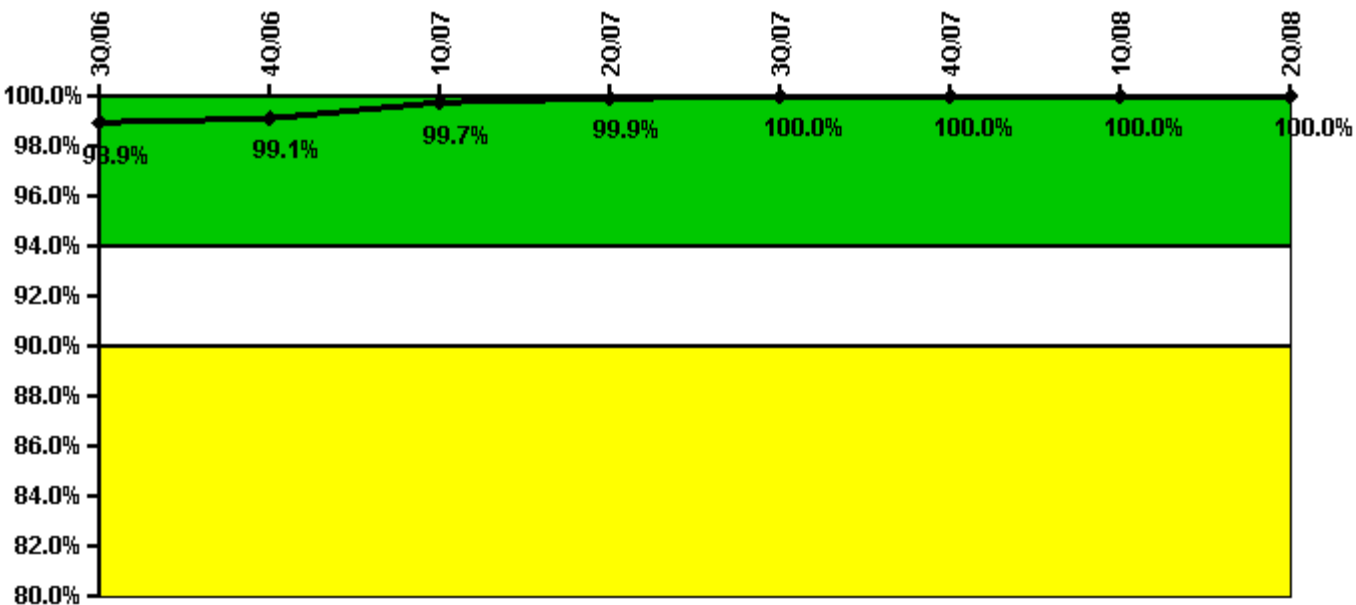
Thresholds: White < 80.0% Yellow < 60.0%

## Notes

ERO Drill Participation	3Q/06	4Q/06	1Q/07	2Q/07	3Q/07	4Q/07	1Q/08	2Q/08
Participating Key personnel	186.0	179.0	175.0	181.0	199.0	192.0	188.0	191.0
Total Key personnel	190.0	183.0	183.0	183.0	200.0	193.0	190.0	191.0
Indicator value	97.9%	97.8%	95.6%	98.9%	99.5%	99.5%	98.9%	100.0%

Licensee Comments: none

# Alert & Notification System



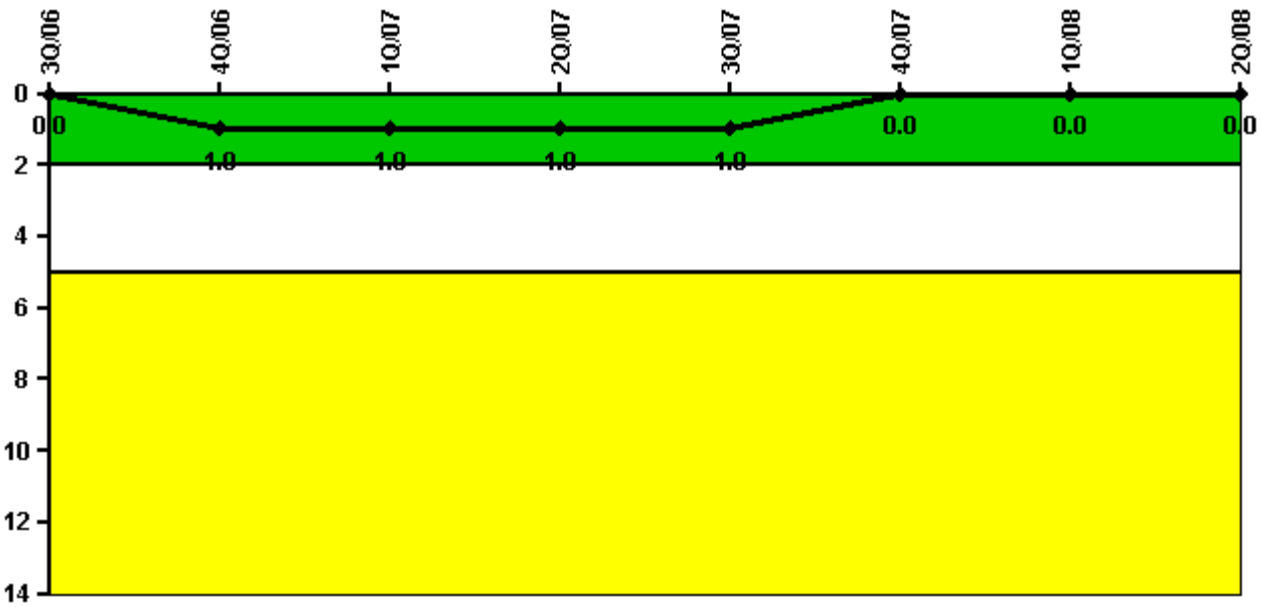
Thresholds: White < 94.0% Yellow < 90.0%

## Notes

Alert & Notification System	3Q/06	4Q/06	1Q/07	2Q/07	3Q/07	4Q/07	1Q/08	2Q/08
Successful siren-tests	797	792	798	798	756	882	755	756
Total sirens-tests	798	793	798	798	756	882	756	756
Indicator value	98.9%	99.1%	99.7%	99.9%	100.0%	100.0%	100.0%	100.0%

Licensee Comments: none

# Occupational Exposure Control Effectiveness



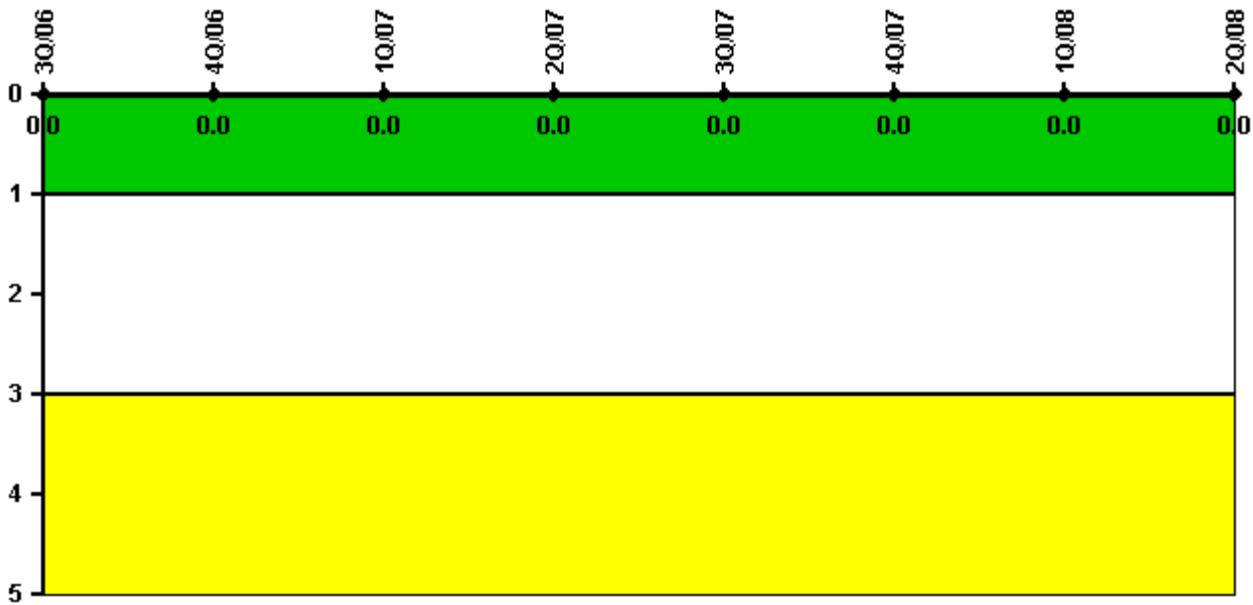
Thresholds: White > 2.0 Yellow > 5.0

## Notes

Occupational Exposure Control Effectiveness	3Q/06	4Q/06	1Q/07	2Q/07	3Q/07	4Q/07	1Q/08	2Q/08
High radiation area occurrences	0	1	0	0	0	0	0	0
Very high radiation area occurrences	0	0	0	0	0	0	0	0
Unintended exposure occurrences	0	0	0	0	0	0	0	0
<b>Indicator value</b>	<b>0</b>	<b>1</b>	<b>1</b>	<b>1</b>	<b>1</b>	<b>0</b>	<b>0</b>	<b>0</b>

Licensee Comments: none

# RETS/ODCM Radiological Effluent



Thresholds: White > 1.0 Yellow > 3.0

## Notes

RETS/ODCM Radiological Effluent	3Q/06	4Q/06	1Q/07	2Q/07	3Q/07	4Q/07	1Q/08	2Q/08
RETS/ODCM occurrences	0	0	0	0	0	0	0	0
Indicator value	0	0	0	0	0	0	0	0

Licensee Comments: none

[Physical Protection](#) information not publicly available.

▲ [Action Matrix Summary](#) | [Inspection Findings Summary](#) | [PI Summary](#) | [Reactor Oversight Process](#)

Last Modified: August 4, 2008