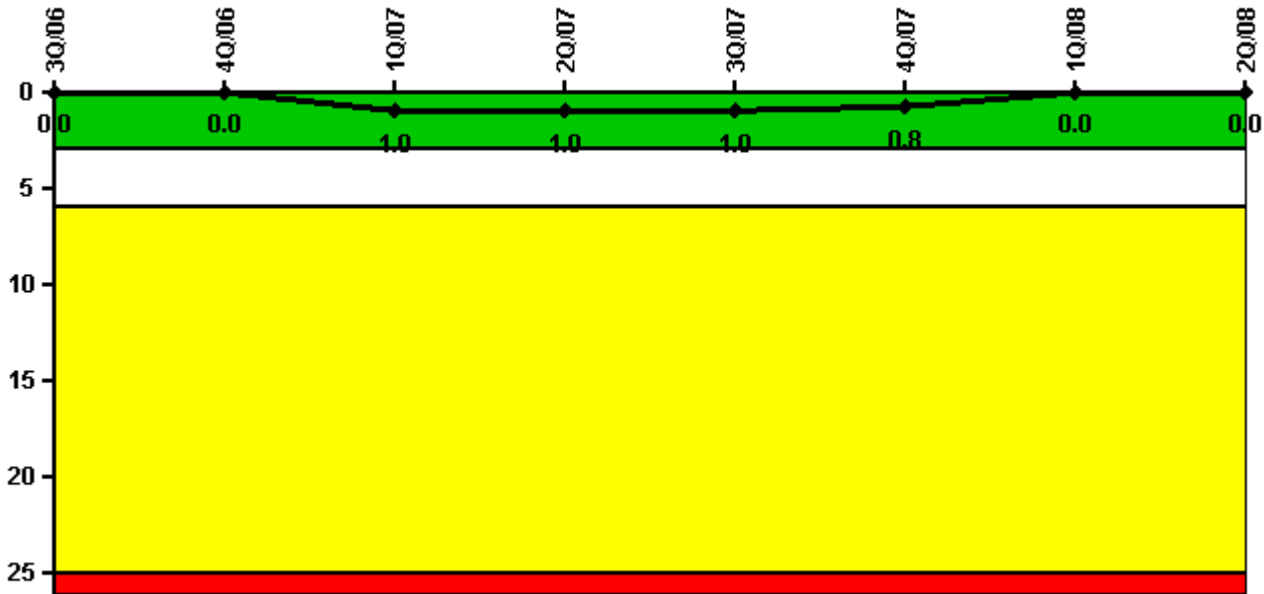


# Ocone 1

## 2Q/2008 Performance Indicators

Licensee's General Comments: none

### Unplanned Scrams per 7000 Critical Hrs



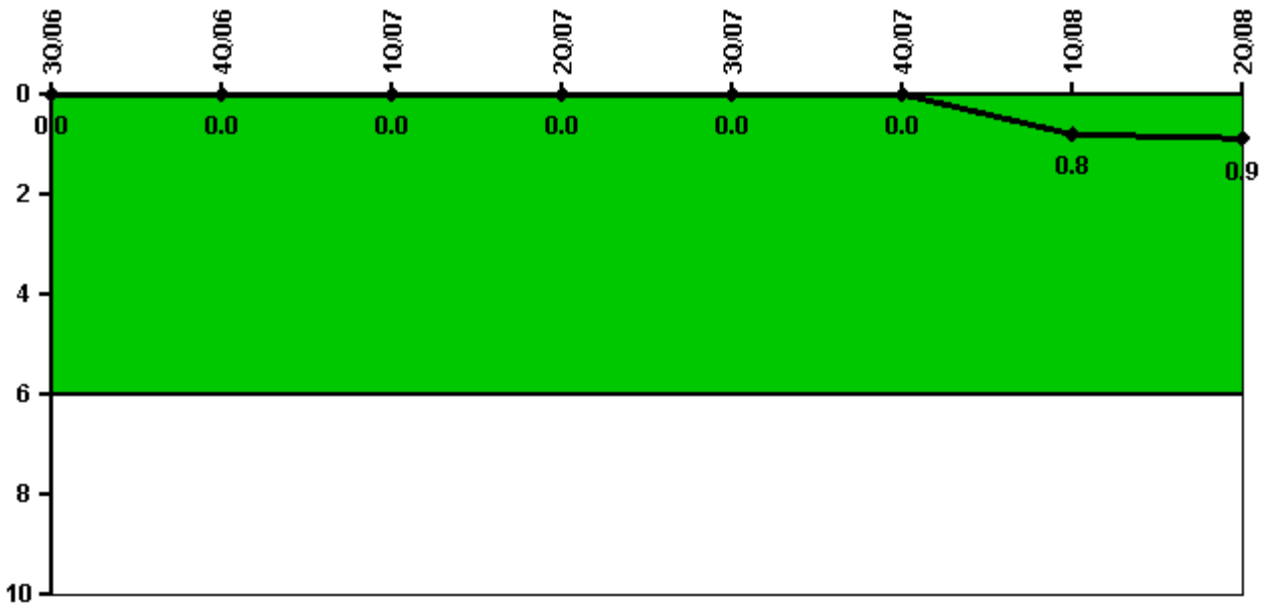
Thresholds: White > 3.0 Yellow > 6.0 Red > 25.0

### Notes

Unplanned Scrams per 7000 Critical Hrs	3Q/06	4Q/06	1Q/07	2Q/07	3Q/07	4Q/07	1Q/08	2Q/08
Unplanned scrams	0	0	1.0	0	0	0	0	0
Critical hours	2208.0	606.5	1970.6	2184.0	2208.0	2209.0	2183.0	1003.2
Indicator value	0	0	1.0	1.0	1.0	0.8	0	0

Licensee Comments: none

# Unplanned Power Changes per 7000 Critical Hrs



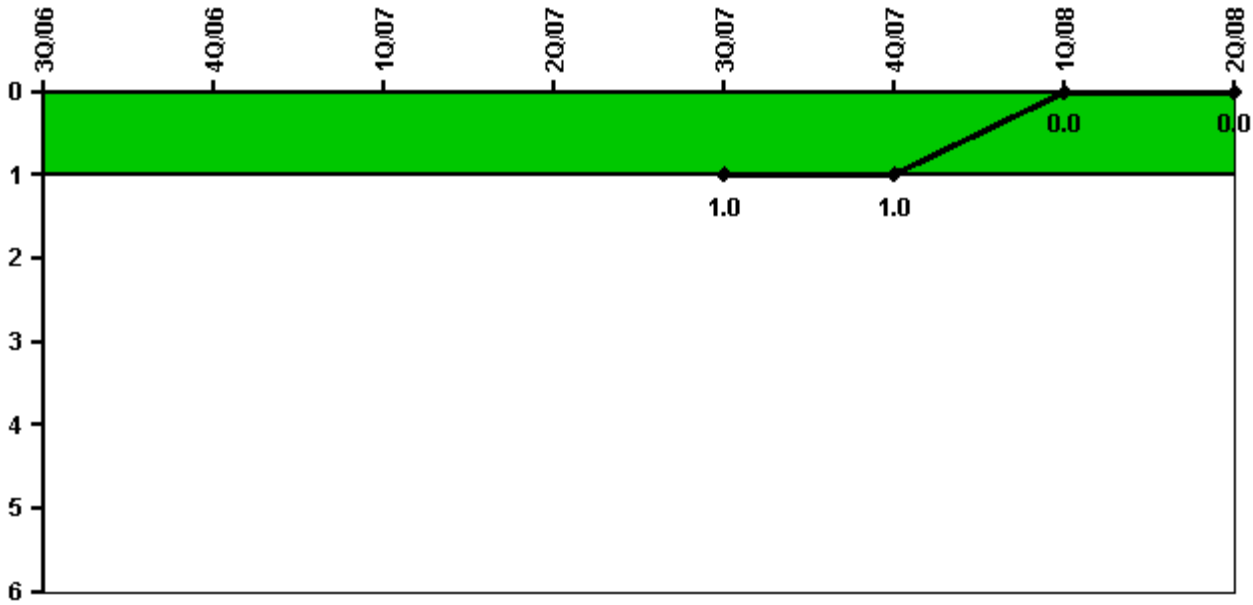
Thresholds: White > 6.0

## Notes

Unplanned Power Changes per 7000 Critical Hrs	3Q/06	4Q/06	1Q/07	2Q/07	3Q/07	4Q/07	1Q/08	2Q/08
Unplanned power changes	0	0	0	0	0	0	1.0	0
Critical hours	2208.0	606.5	1970.6	2184.0	2208.0	2209.0	2183.0	1003.2
Indicator value	0	0	0	0	0	0	0.8	0.9

Licensee Comments: none

# Unplanned Scrams with Complications



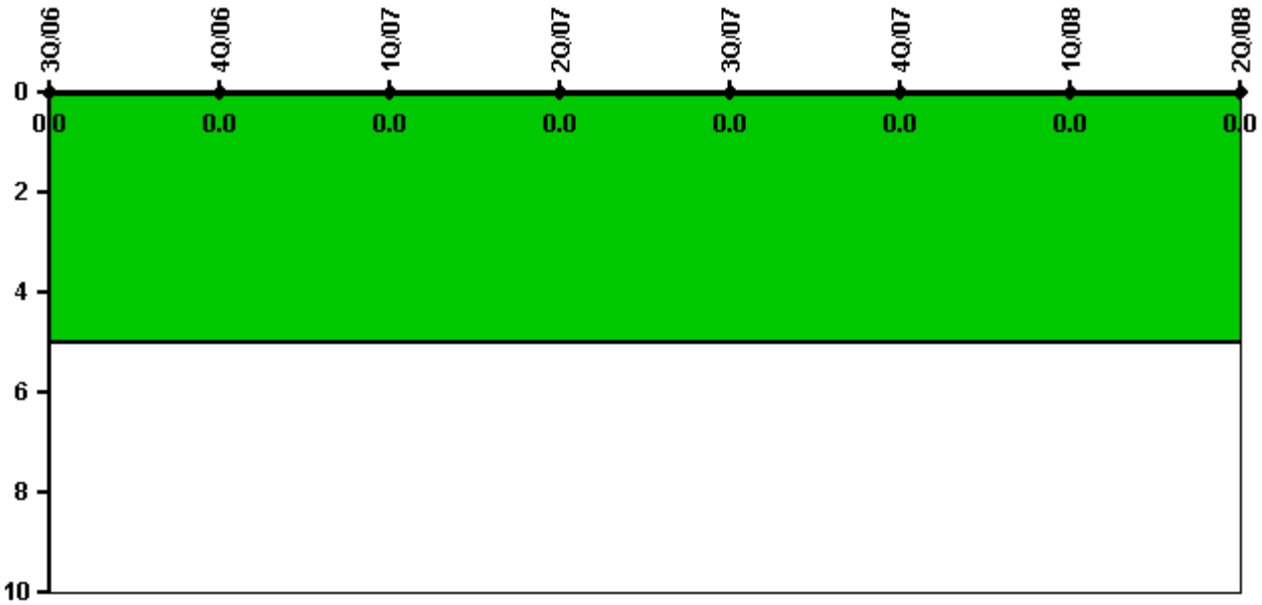
Thresholds: White > 1.0

## Notes

Unplanned Scrams with Complications	3Q/06	4Q/06	1Q/07	2Q/07	3Q/07	4Q/07	1Q/08	2Q/08
Scrams with complications		0	1.0	0	0	0	0	0
Indicator value					1.0	1.0	0.0	0.0

Licensee Comments: none

# Safety System Functional Failures (PWR)



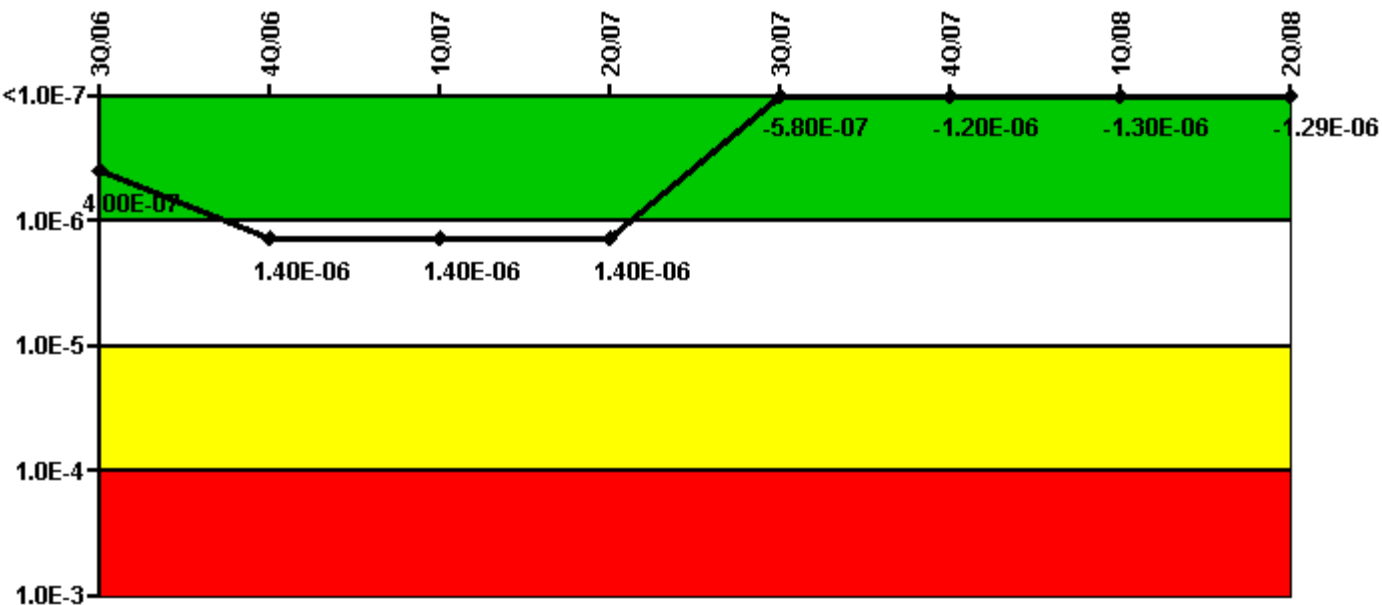
Thresholds: White > 5.0

## Notes

Safety System Functional Failures (PWR)	3Q/06	4Q/06	1Q/07	2Q/07	3Q/07	4Q/07	1Q/08	2Q/08
Safety System Functional Failures	0	0	0	0	0	0	0	0
Indicator value	0	0	0	0	0	0	0	0

Licensee Comments: none

# Mitigating Systems Performance Index, Emergency AC Power System



Thresholds: White > 1.00E-6 Yellow > 1.00E-5 Red > 1.00E-4

## Notes

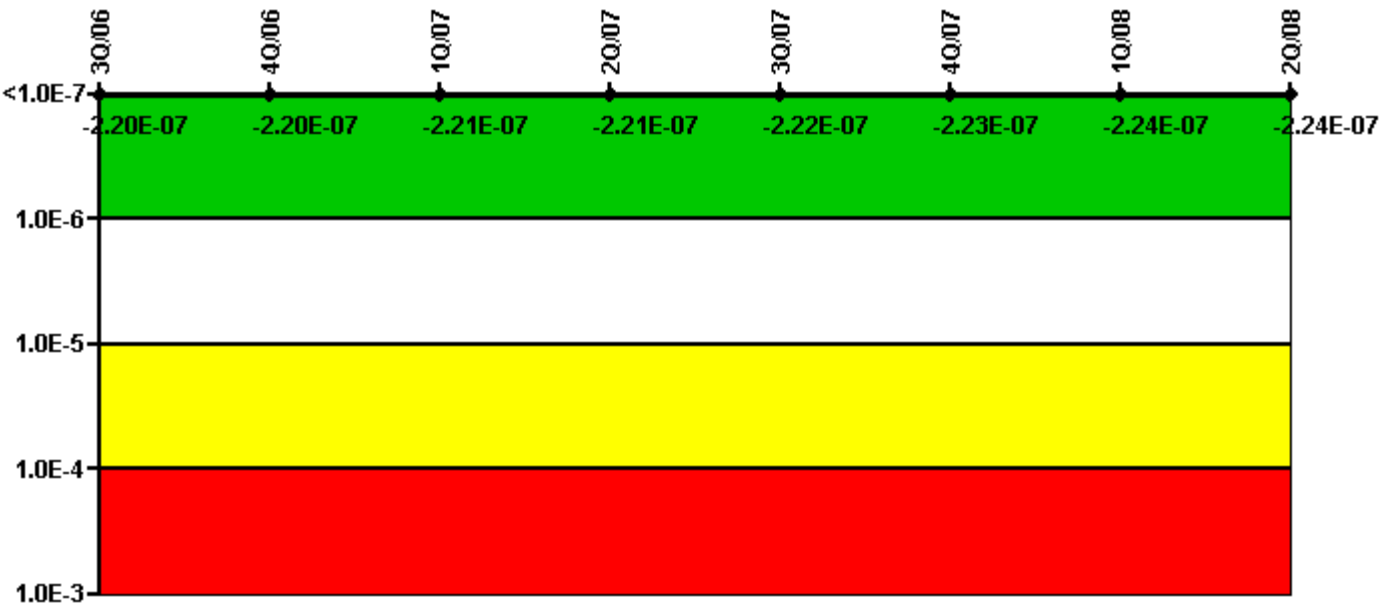
Mitigating Systems Performance Index, Emergency AC Power System	3Q/06	4Q/06	1Q/07	2Q/07	3Q/07	4Q/07	1Q/08	2Q/08
UAI (ΔCDF)	2.00E-06	3.00E-06	3.00E-06	3.00E-06	6.20E-07	4.00E-07	9.90E-08	1.10E-07
URI (ΔCDF)	-1.60E-06	-1.60E-06	-1.60E-06	-1.60E-06	-1.20E-06	-1.60E-06	-1.40E-06	-1.40E-06
PLE	NO	NO	NO	NO	NO	NO	NO	NO
Indicator value	4.00E-07	1.40E-06	1.40E-06	1.40E-06	5.80E-07	1.20E-06	1.30E-06	1.29E-06

Licensee Comments:

1Q/08: ACB-1 failed to open on shutdown of KHU-1 and resulted in emergency lockout of KHU-1 on 3/31/2008. PIP O-08-01628.

3Q/07: The change from two trains to four trains is in accordance with FAQ 429.

# Mitigating Systems Performance Index, High Pressure Injection System



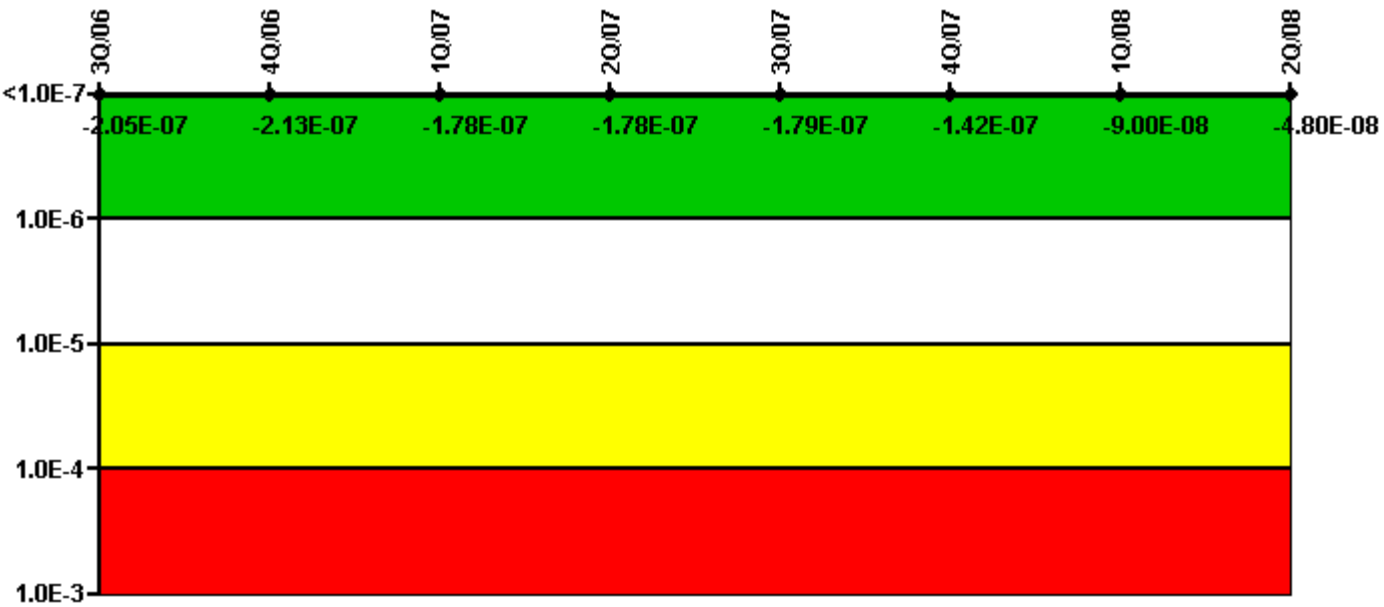
Thresholds: White > 1.00E-6 Yellow > 1.00E-5 Red > 1.00E-4

## Notes

Mitigating Systems Performance Index, High Pressure Injection System	3Q/06	4Q/06	1Q/07	2Q/07	3Q/07	4Q/07	1Q/08	2Q/08
UAI (ΔCDF)	-5.00E-08	-5.00E-08	-5.10E-08	-5.10E-08	-5.20E-08	-5.30E-08	-5.40E-08	-5.40E-08
URI (ΔCDF)	-1.70E-07	-1.70E-07	-1.70E-07	-1.70E-07	-1.70E-07	-1.70E-07	-1.70E-07	-1.70E-07
PLE	NO	NO	NO	NO	NO	NO	NO	NO
Indicator value	-2.20E-07	-2.20E-07	-2.21E-07	-2.21E-07	-2.22E-07	-2.23E-07	-2.24E-07	-2.24E-07

Licensee Comments: none

# Mitigating Systems Performance Index, Heat Removal System



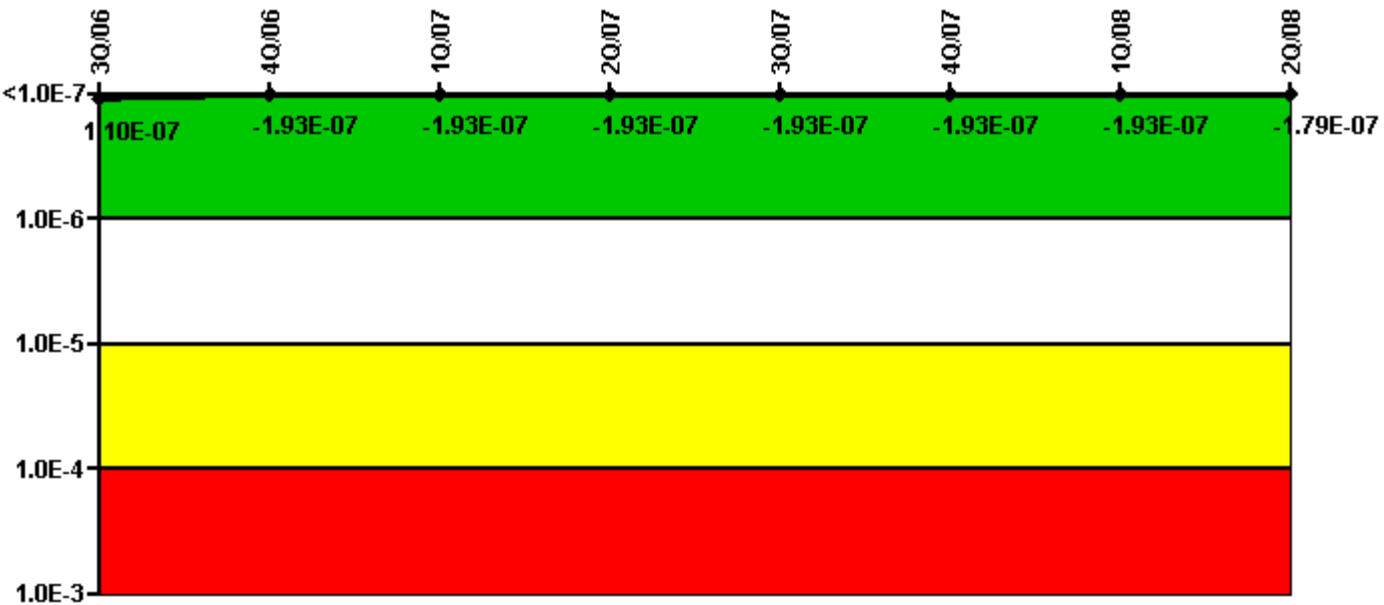
Thresholds: White > 1.00E-6 Yellow > 1.00E-5 Red > 1.00E-4

## Notes

Mitigating Systems Performance Index, Heat Removal System	3Q/06	4Q/06	1Q/07	2Q/07	3Q/07	4Q/07	1Q/08	2Q/08
UAI ( $\Delta$ CDF)	-3.50E-08	-4.30E-08	-5.80E-08	-5.80E-08	-5.90E-08	-2.20E-08	3.00E-08	7.20E-08
URI ( $\Delta$ CDF)	-1.70E-07	-1.70E-07	-1.20E-07	-1.20E-07	-1.20E-07	-1.20E-07	-1.20E-07	-1.20E-07
PLE	NO	NO	NO	NO	NO	NO	NO	NO
Indicator value	-2.05E-07	-2.13E-07	-1.78E-07	-1.78E-07	-1.79E-07	-1.42E-07	-9.00E-08	-4.80E-08

Licensee Comments: none

# Mitigating Systems Performance Index, Residual Heat Removal System



Thresholds: White > 1.00E-6 Yellow > 1.00E-5 Red > 1.00E-4

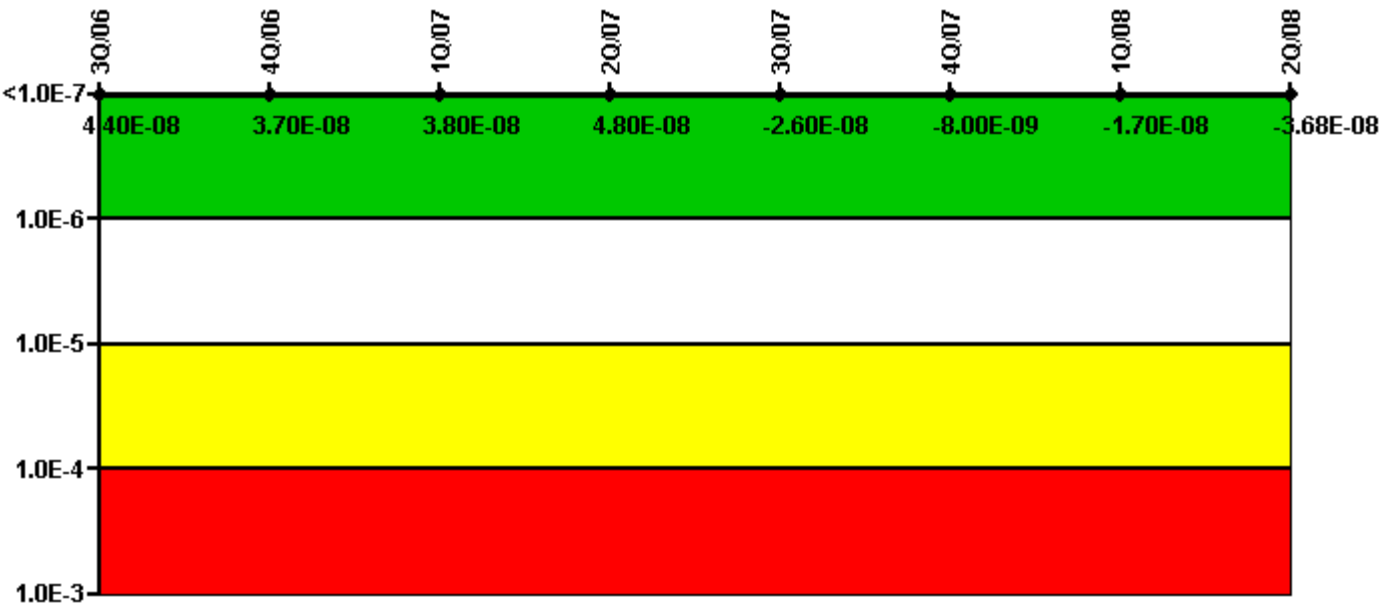
## Notes

Mitigating Systems Performance Index, Residual Heat Removal System	3Q/06	4Q/06	1Q/07	2Q/07	3Q/07	4Q/07	1Q/08	2Q/08
UAI ( $\Delta$ CDF)	2.40E-07	-6.30E-08	-6.30E-08	-6.30E-08	-6.30E-08	-6.30E-08	-6.30E-08	-4.90E-08
URI ( $\Delta$ CDF)	-1.30E-07	-1.30E-07	-1.30E-07	-1.30E-07	-1.30E-07	-1.30E-07	-1.30E-07	-1.30E-07
PLE	NO	NO	NO	NO	NO	NO	NO	NO
Indicator value	1.10E-07	-1.93E-07	-1.93E-07	-1.93E-07	-1.93E-07	-1.93E-07	-1.93E-07	-1.79E-07

Licensee Comments: none



# Mitigating Systems Performance Index, Cooling Water Systems



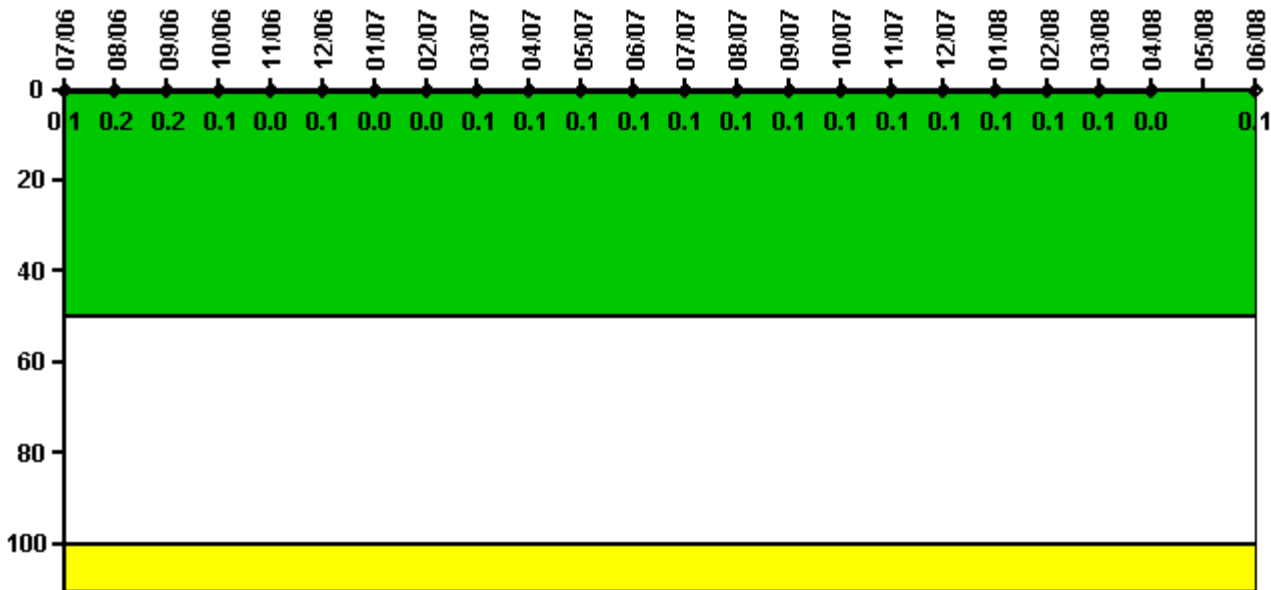
Thresholds: White > 1.00E-6 Yellow > 1.00E-5 Red > 1.00E-4

## Notes

Mitigating Systems Performance Index, Cooling Water Systems	3Q/06	4Q/06	1Q/07	2Q/07	3Q/07	4Q/07	1Q/08	2Q/08
UAI ( $\Delta$ CDF)	8.60E-08	7.90E-08	8.00E-08	9.00E-08	1.60E-08	3.40E-08	2.50E-08	5.20E-09
URI ( $\Delta$ CDF)	-4.20E-08	-4.20E-08	-4.20E-08	-4.20E-08	-4.20E-08	-4.20E-08	-4.20E-08	-4.20E-08
PLE	NO	NO	NO	NO	NO	NO	NO	NO
Indicator value	4.40E-08	3.70E-08	3.80E-08	4.80E-08	-2.60E-08	-8.00E-09	-1.70E-08	-3.68E-08

Licensee Comments: none

# Reactor Coolant System Activity



Thresholds: White > 50.0 Yellow > 100.0

## Notes

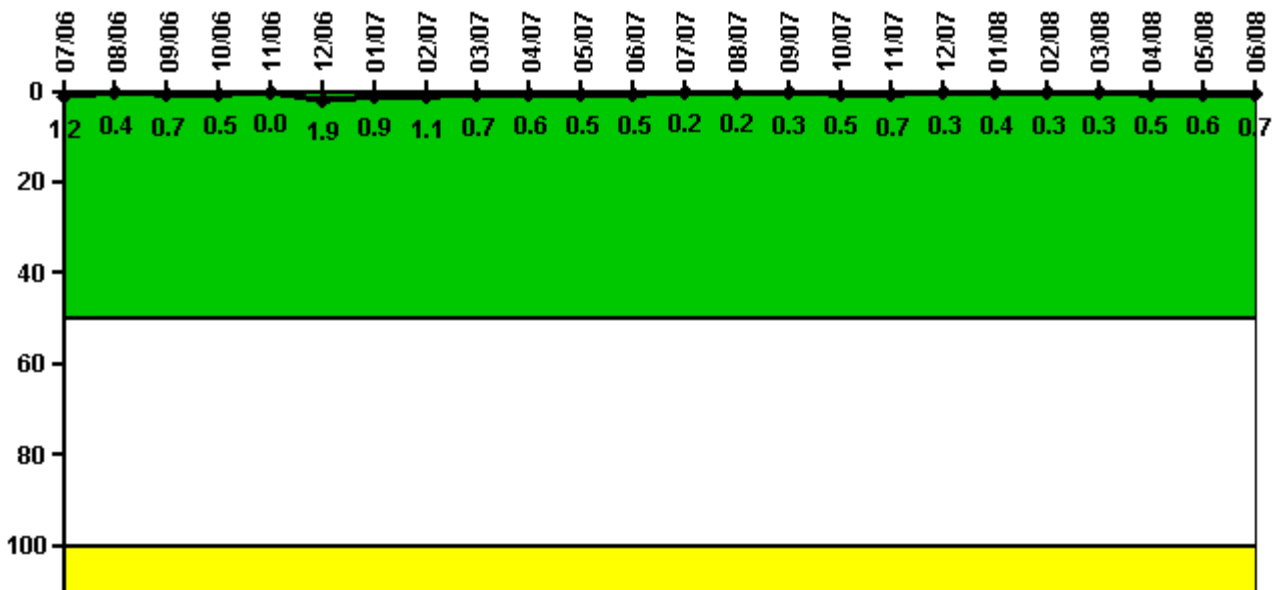
Reactor Coolant System Activity	7/06	8/06	9/06	10/06	11/06	12/06	1/07	2/07	3/07	4/07	5/07	6/07
Maximum activity	0.001410	0.001674	0.001650	0.001216	0	0.000823	0.000448	0.000407	0.001037	0.000550	0.000620	0.000578
Technical specification limit	1.0	1.0	1.0	1.0	1.0	1.0	1.0	1.0	1.0	1.0	1.0	1.0
Indicator value	0.1	0.2	0.2	0.1	0	0.1	0	0	0.1	0.1	0.1	0.1

Reactor Coolant System Activity	7/07	8/07	9/07	10/07	11/07	12/07	1/08	2/08	3/08	4/08	5/08	6/08
Maximum activity	0.000624	0.000803	0.000676	0.000779	0.000648	0.000669	0.000678	0.000700	0.000567	0.000406	N/A	0.000556
Technical specification limit	1.0	1.0	1.0	1.0	1.0	1.0	1.0	1.0	1.0	1.0	1.0	1.0
Indicator value	0.1	0.1	0.1	0.1	0.1	0.1	0.1	0.1	0.1	0	N/A	0.1

Licensee Comments: none

# Reactor Coolant System Leakage



Thresholds: White > 50.0 Yellow > 100.0

## Notes

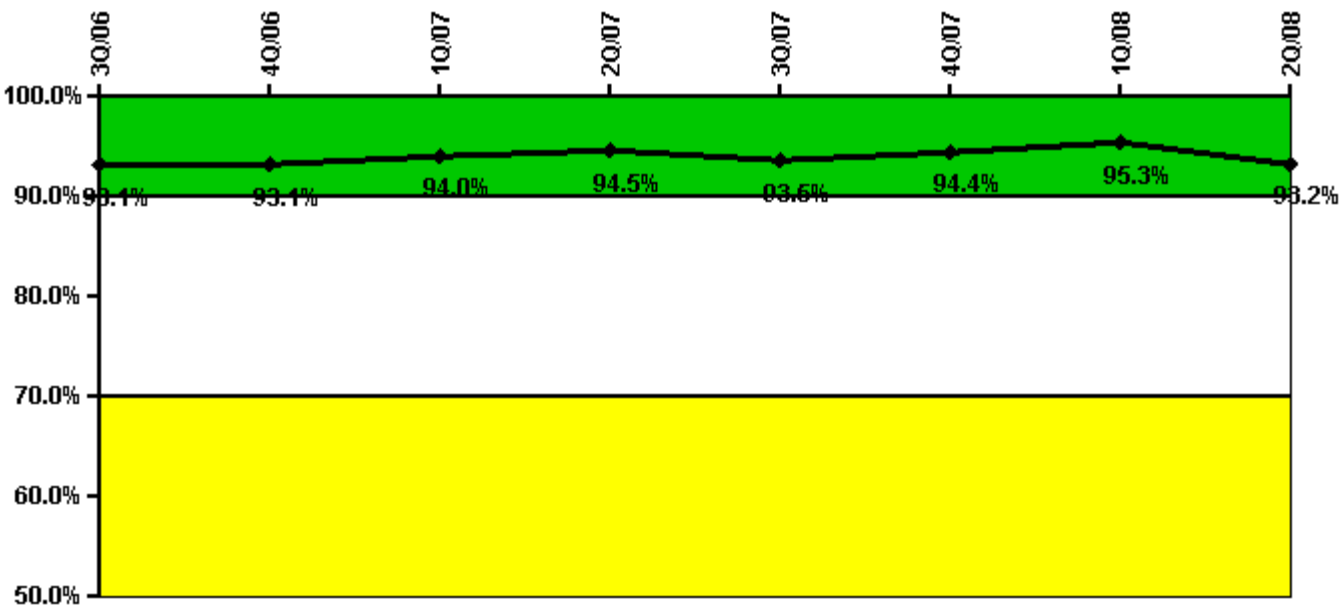
Reactor Coolant System Leakage	7/06	8/06	9/06	10/06	11/06	12/06	1/07	2/07	3/07	4/07	5/07	6/07
Maximum leakage	0.120	0.036	0.068	0.053	0	0.190	0.085	0.112	0.069	0.064	0.051	0.046
Technical specification limit	10.0	10.0	10.0	10.0	10.0	10.0	10.0	10.0	10.0	10.0	10.0	10.0
Indicator value	1.2	0.4	0.7	0.5	0	1.9	0.9	1.1	0.7	0.6	0.5	0.5

Reactor Coolant System Leakage	7/07	8/07	9/07	10/07	11/07	12/07	1/08	2/08	3/08	4/08	5/08	6/08
Maximum leakage	0.020	0.024	0.027	0.047	0.068	0.028	0.040	0.033	0.034	0.049	0.057	0.074
Technical specification limit	10.0	10.0	10.0	10.0	10.0	10.0	10.0	10.0	10.0	10.0	10.0	10.0
Indicator value	0.2	0.2	0.3	0.5	0.7	0.3	0.4	0.3	0.3	0.5	0.6	0.7

Licensee Comments: none

# Drill/Exercise Performance



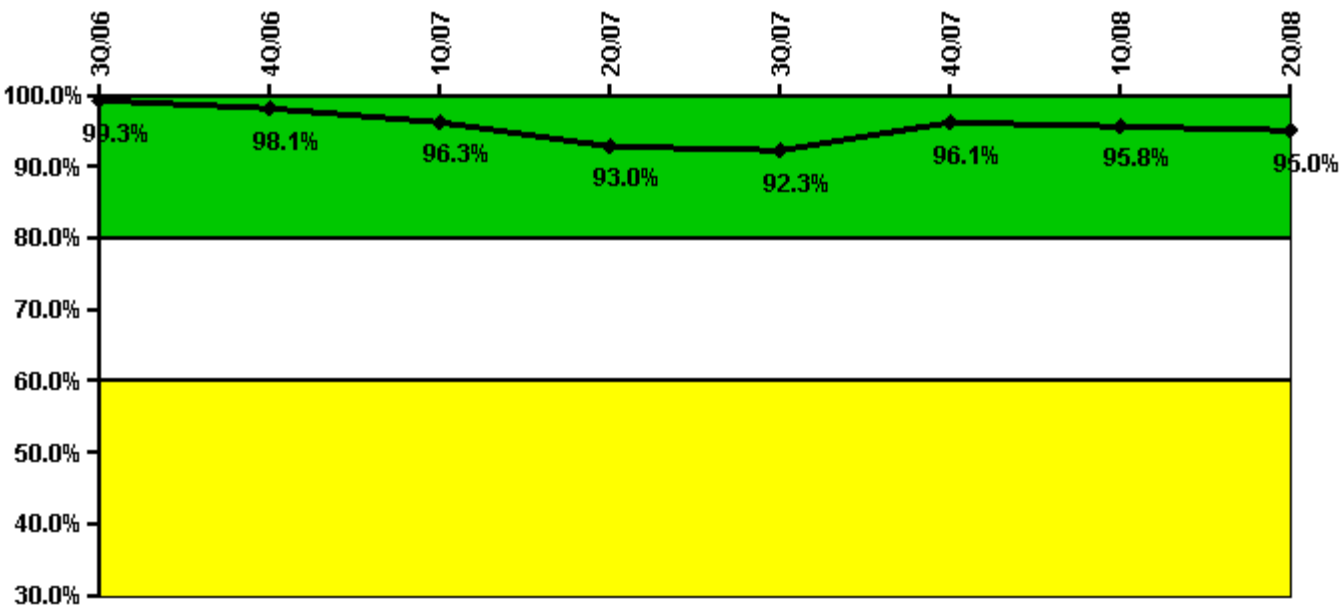
Thresholds: White < 90.0% Yellow < 70.0%

## Notes

Drill/Exercise Performance	3Q/06	4Q/06	1Q/07	2Q/07	3Q/07	4Q/07	1Q/08	2Q/08
Successful opportunities	32.0	7.0	39.0	29.0	26.0	26.0	71.0	18.0
Total opportunities	37.0	7.0	41.0	29.0	28.0	26.0	75.0	23.0
Indicator value	93.1%	93.1%	94.0%	94.5%	93.5%	94.4%	95.3%	93.2%

Licensee Comments: none

# ERO Drill Participation



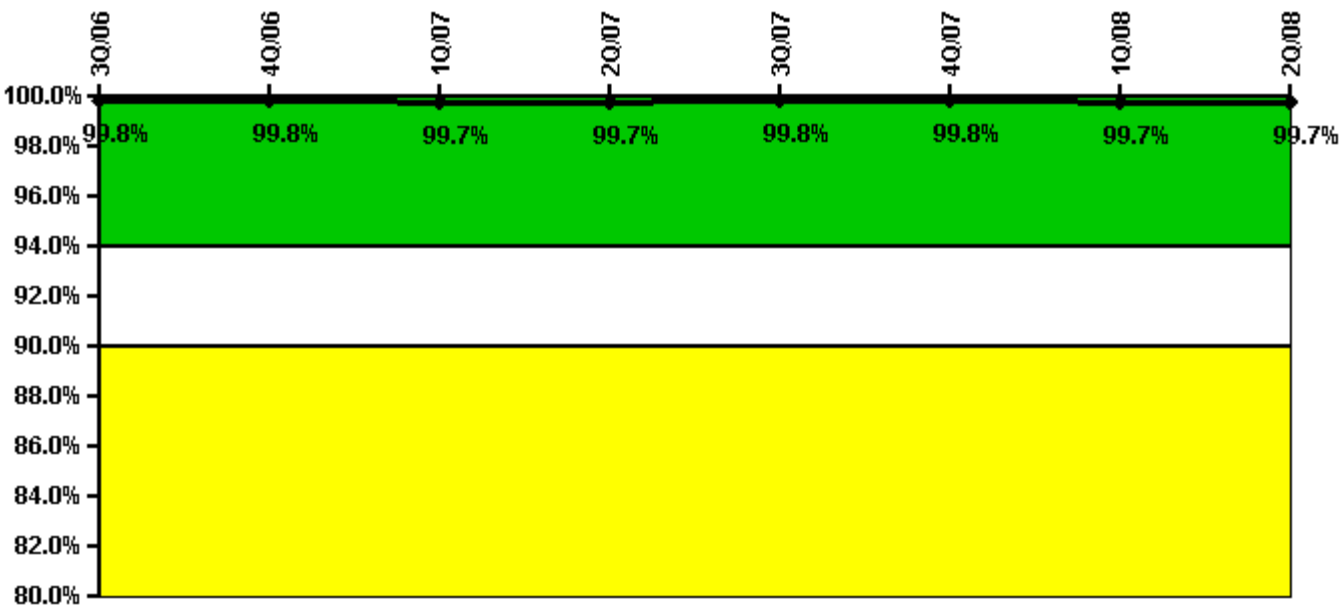
Thresholds: White < 80.0% Yellow < 60.0%

## Notes

ERO Drill Participation	3Q/06	4Q/06	1Q/07	2Q/07	3Q/07	4Q/07	1Q/08	2Q/08
Participating Key personnel	150.0	159.0	155.0	159.0	156.0	147.0	136.0	134.0
Total Key personnel	151.0	162.0	161.0	171.0	169.0	153.0	142.0	141.0
Indicator value	99.3%	98.1%	96.3%	93.0%	92.3%	96.1%	95.8%	95.0%

Licensee Comments: none

# Alert & Notification System



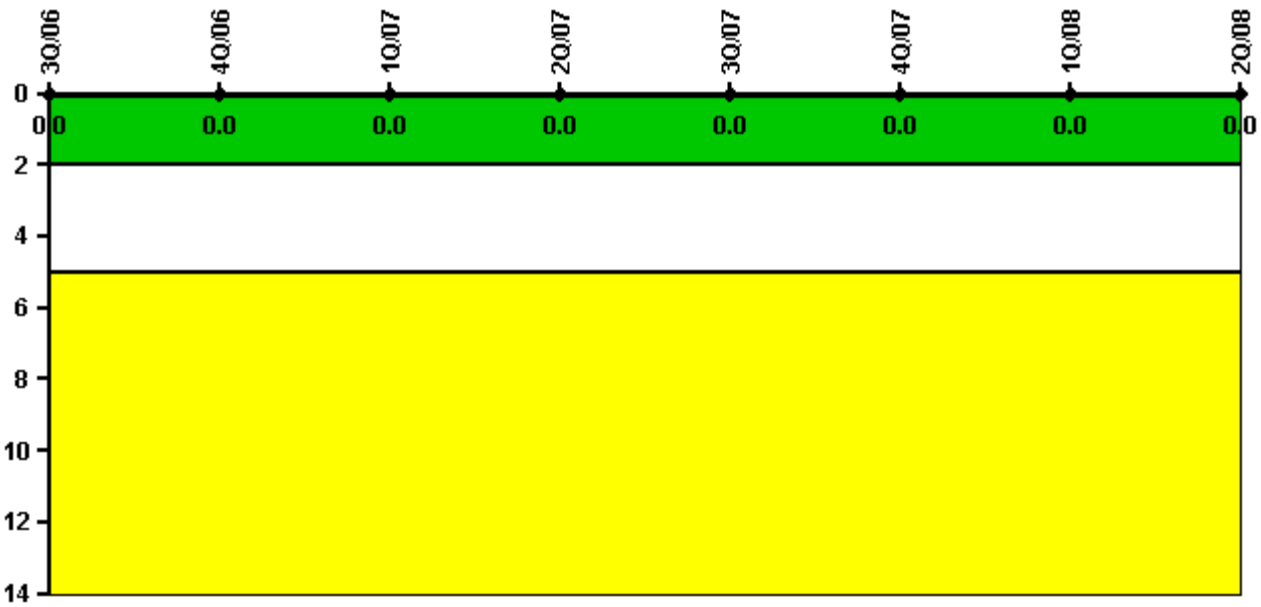
Thresholds: White < 94.0% Yellow < 90.0%

## Notes

Alert & Notification System	3Q/06	4Q/06	1Q/07	2Q/07	3Q/07	4Q/07	1Q/08	2Q/08
Successful siren-tests	1620	1688	1684	1748	1753	1623	1811	1619
Total sirens-tests	1625	1690	1690	1755	1755	1625	1820	1625
Indicator value	99.8%	99.8%	99.7%	99.7%	99.8%	99.8%	99.7%	99.7%

Licensee Comments: none

# Occupational Exposure Control Effectiveness



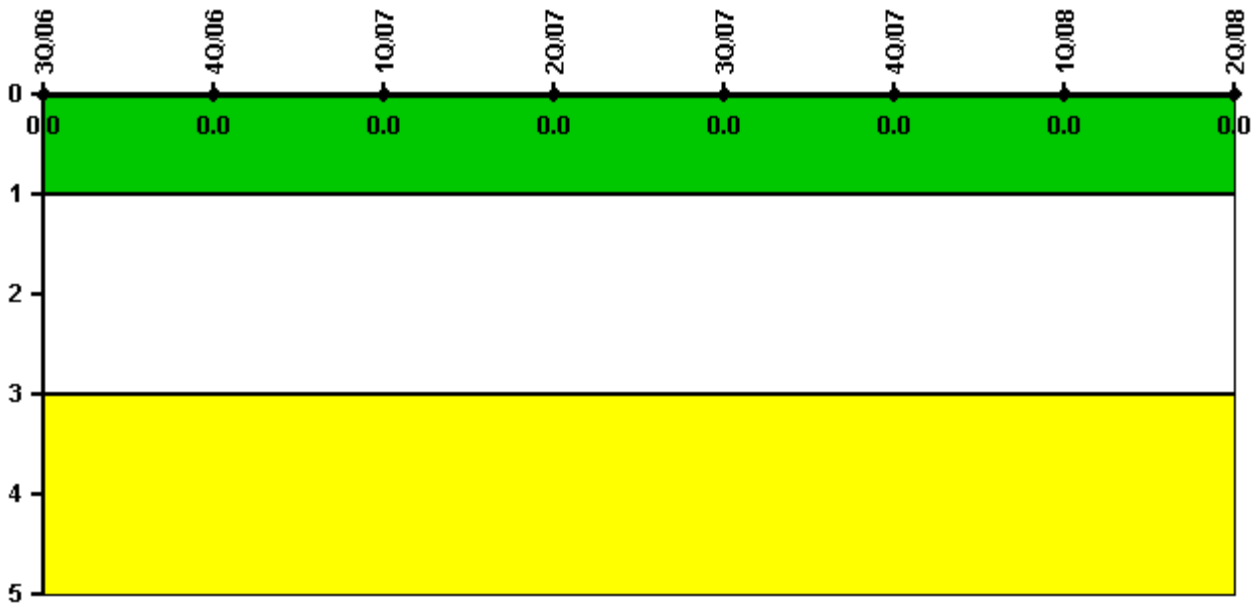
Thresholds: White > 2.0 Yellow > 5.0

## Notes

Occupational Exposure Control Effectiveness	3Q/06	4Q/06	1Q/07	2Q/07	3Q/07	4Q/07	1Q/08	2Q/08
High radiation area occurrences	0	0	0	0	0	0	0	0
Very high radiation area occurrences	0	0	0	0	0	0	0	0
Unintended exposure occurrences	0	0	0	0	0	0	0	0
Indicator value	0	0	0	0	0	0	0	0

Licensee Comments: none

# RETS/ODCM Radiological Effluent



Thresholds: White > 1.0 Yellow > 3.0

## Notes

RETS/ODCM Radiological Effluent	3Q/06	4Q/06	1Q/07	2Q/07	3Q/07	4Q/07	1Q/08	2Q/08
RETS/ODCM occurrences	0	0	0	0	0	0	0	0
Indicator value	0	0	0	0	0	0	0	0

Licensee Comments: none

[Physical Protection](#) information not publicly available.

▲ [Action Matrix Summary](#) | [Inspection Findings Summary](#) | [PI Summary](#) | [Reactor Oversight Process](#)

Last Modified: August 4, 2008