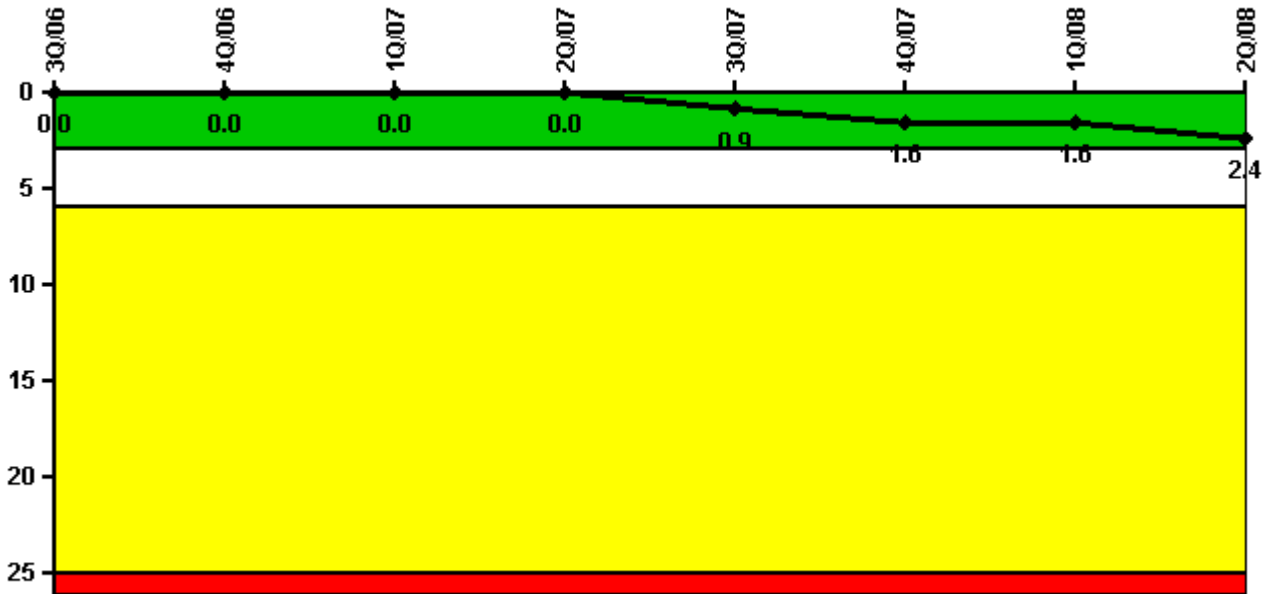


# Oyster Creek

## 2Q/2008 Performance Indicators

Licensee's General Comments: none

### Unplanned Scrams per 7000 Critical Hrs



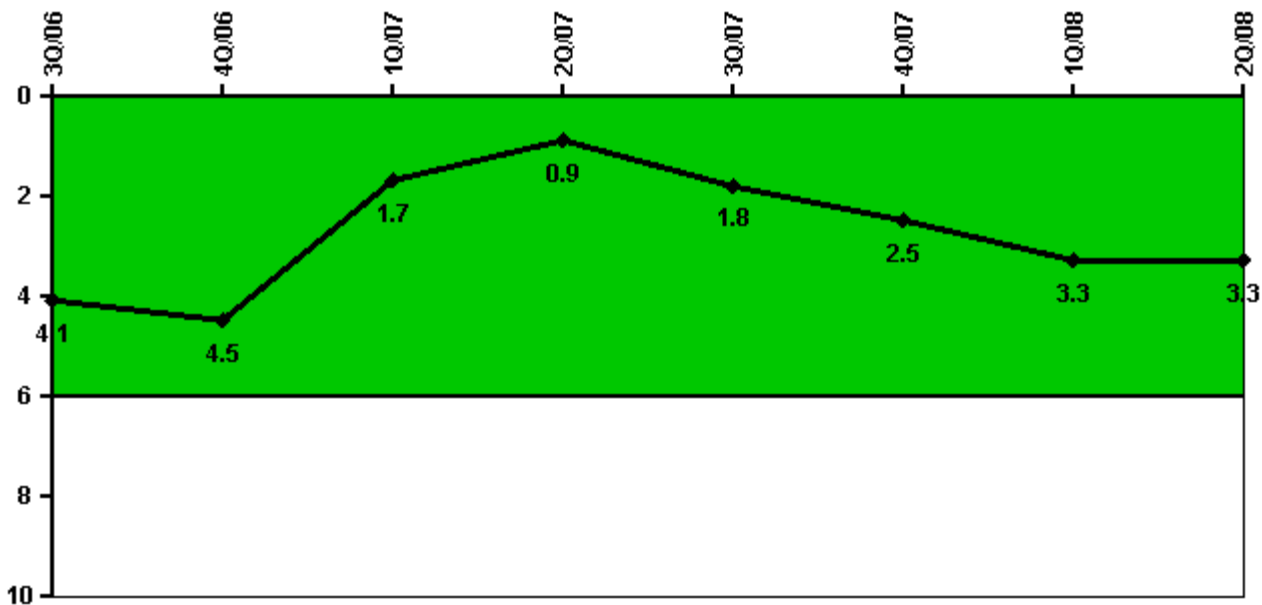
Thresholds: White > 3.0 Yellow > 6.0 Red > 25.0

### Notes

Unplanned Scrams per 7000 Critical Hrs	3Q/06	4Q/06	1Q/07	2Q/07	3Q/07	4Q/07	1Q/08	2Q/08
Unplanned scrams	0	0	0	0	1.0	1.0	0	1.0
Critical hours	2208.0	1581.3	2159.0	2075.0	2092.2	2183.9	2183.0	2120.7
Indicator value	0	0	0	0	0.9	1.6	1.6	2.4

Licensee Comments: none

# Unplanned Power Changes per 7000 Critical Hrs



Thresholds: White > 6.0

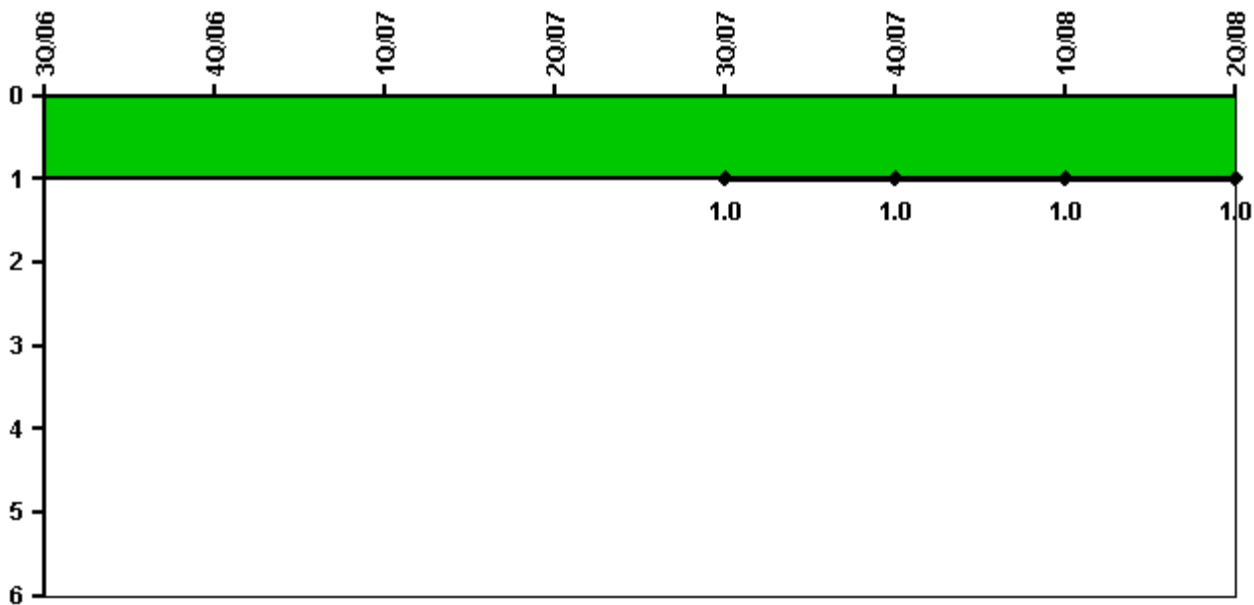
## Notes

Unplanned Power Changes per 7000 Critical Hrs	3Q/06	4Q/06	1Q/07	2Q/07	3Q/07	4Q/07	1Q/08	2Q/08
Unplanned power changes	1.0	0	0	0	2.0	1.0	1.0	0
Critical hours	2208.0	1581.3	2159.0	2075.0	2092.2	2183.9	2183.0	2120.7
Indicator value	4.1	4.5	1.7	0.9	1.8	2.5	3.3	3.3

Licensee Comments:

3Q/07: Revised August 9, 2008, downpower to "unplanned power change" due to error in data input regarding reason for downpower. PI color remains GREEN for the affected period.

# Unplanned Scrams with Complications



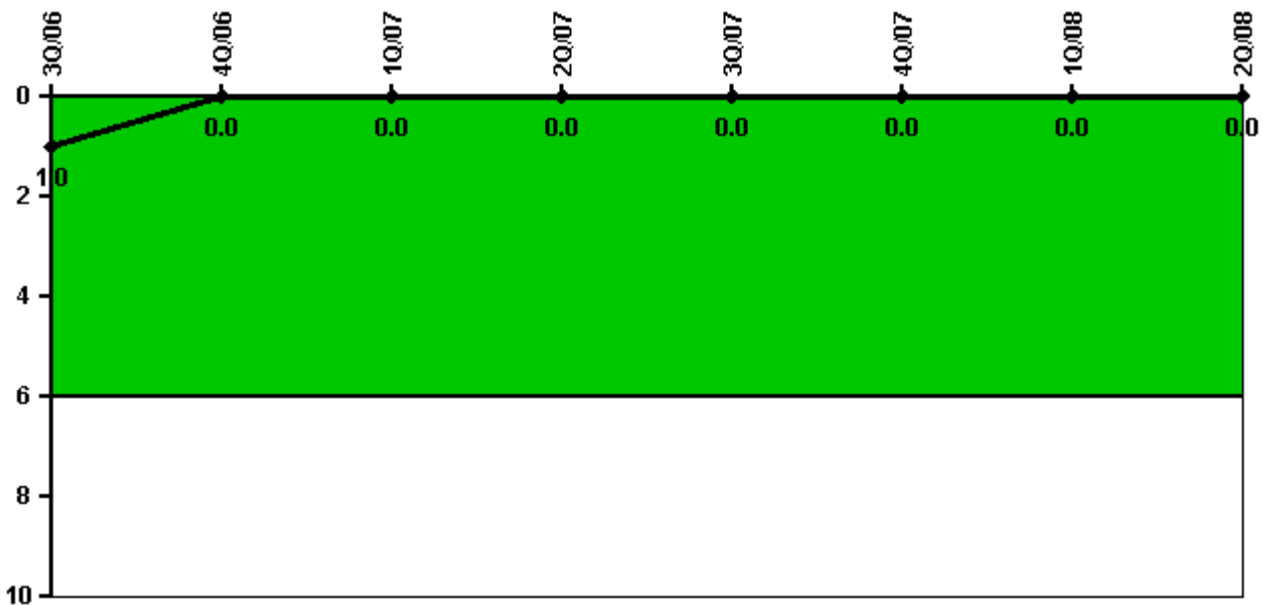
Thresholds: White > 1.0

## Notes

Unplanned Scrams with Complications	3Q/06	4Q/06	1Q/07	2Q/07	3Q/07	4Q/07	1Q/08	2Q/08
Scrams with complications		0	0	0	1.0	0	0	0
Indicator value					1.0	1.0	1.0	1.0

Licensee Comments: none

# Safety System Functional Failures (BWR)



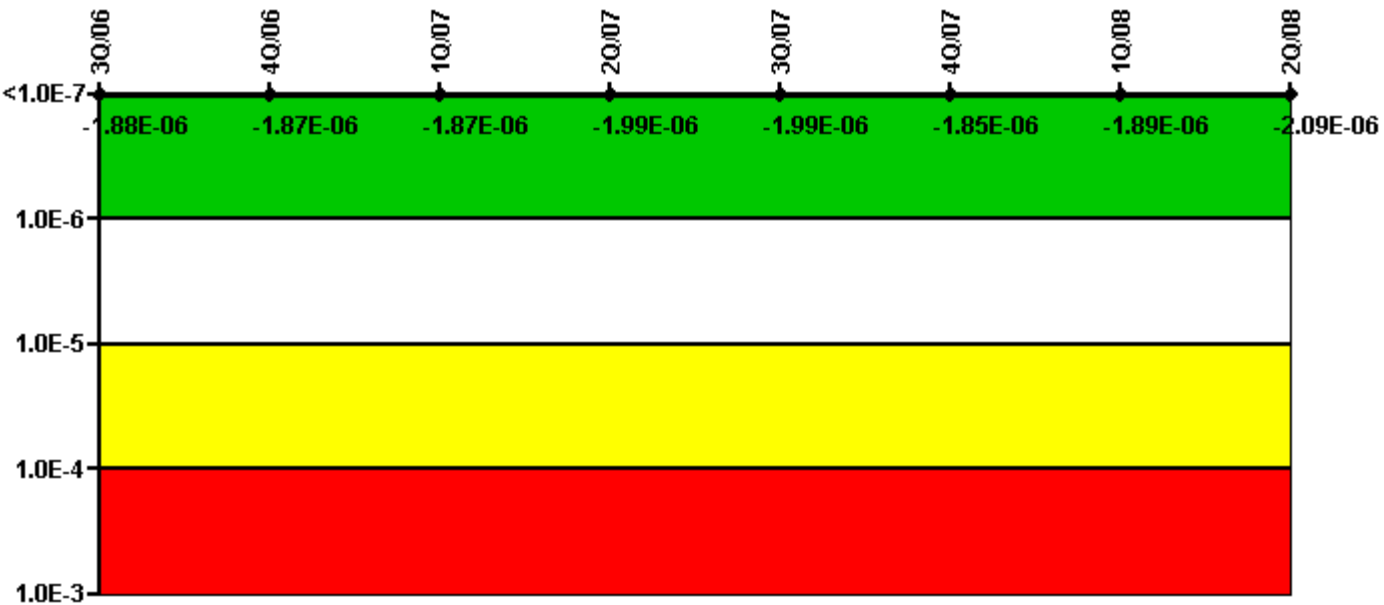
Thresholds: White > 6.0

## Notes

Safety System Functional Failures (BWR)	3Q/06	4Q/06	1Q/07	2Q/07	3Q/07	4Q/07	1Q/08	2Q/08
Safety System Functional Failures	0	0	0	0	0	0	0	0
Indicator value	1	0	0	0	0	0	0	0

Licensee Comments: none

# Mitigating Systems Performance Index, Emergency AC Power System




Thresholds: White > 1.00E-6 Yellow > 1.00E-5 Red > 1.00E-4

## Notes

Mitigating Systems Performance Index, Emergency AC Power System	3Q/06	4Q/06	1Q/07	2Q/07	3Q/07	4Q/07	1Q/08	2Q/08
UAI (ΔCDF)	-1.80E-07	-1.70E-07	-1.70E-07	-2.90E-07	-2.90E-07	-1.50E-07	-9.40E-08	-2.90E-07
URI (ΔCDF)	-1.70E-06	-1.70E-06	-1.70E-06	-1.70E-06	-1.70E-06	-1.70E-06	-1.80E-06	-1.80E-06
PLE	NO	NO	NO	NO	NO	NO	NO	NO
Indicator value	-1.88E-06	-1.87E-06	-1.87E-06	-1.99E-06	-1.99E-06	-1.85E-06	-1.89E-06	-2.09E-06

Licensee Comments: none

# Mitigating Systems Performance Index, High Pressure Injection System



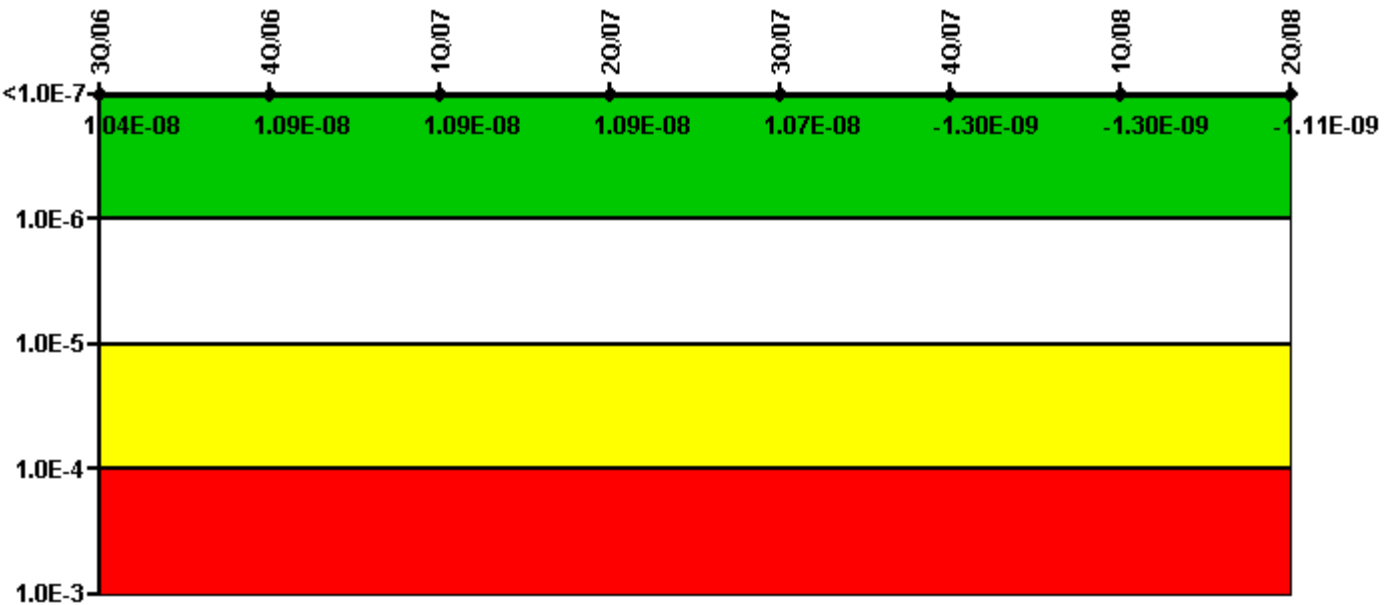
Thresholds: White  $> 1.00E-6$  Yellow  $> 1.00E-5$  Red  $> 1.00E-4$

## Notes

Mitigating Systems Performance Index, High Pressure Injection System	3Q/06	4Q/06	1Q/07	2Q/07	3Q/07	4Q/07	1Q/08	2Q/08
UAI ( $\Delta$ CDF)	-2.80E-08	-2.80E-08	-2.80E-08	-2.70E-08	-2.70E-08	-2.60E-08	-2.50E-08	-2.70E-08
URI ( $\Delta$ CDF)	-4.30E-09	-4.20E-09	-4.10E-09	-3.80E-09	-3.80E-09	-3.70E-09	-3.60E-09	-3.30E-09
PLE	NO	NO	NO	NO	NO	NO	NO	NO
Indicator value	-3.23E-08	-3.22E-08	-3.21E-08	-3.08E-08	-3.08E-08	-2.97E-08	-2.86E-08	-3.03E-08

Licensee Comments: none

# Mitigating Systems Performance Index, Heat Removal System



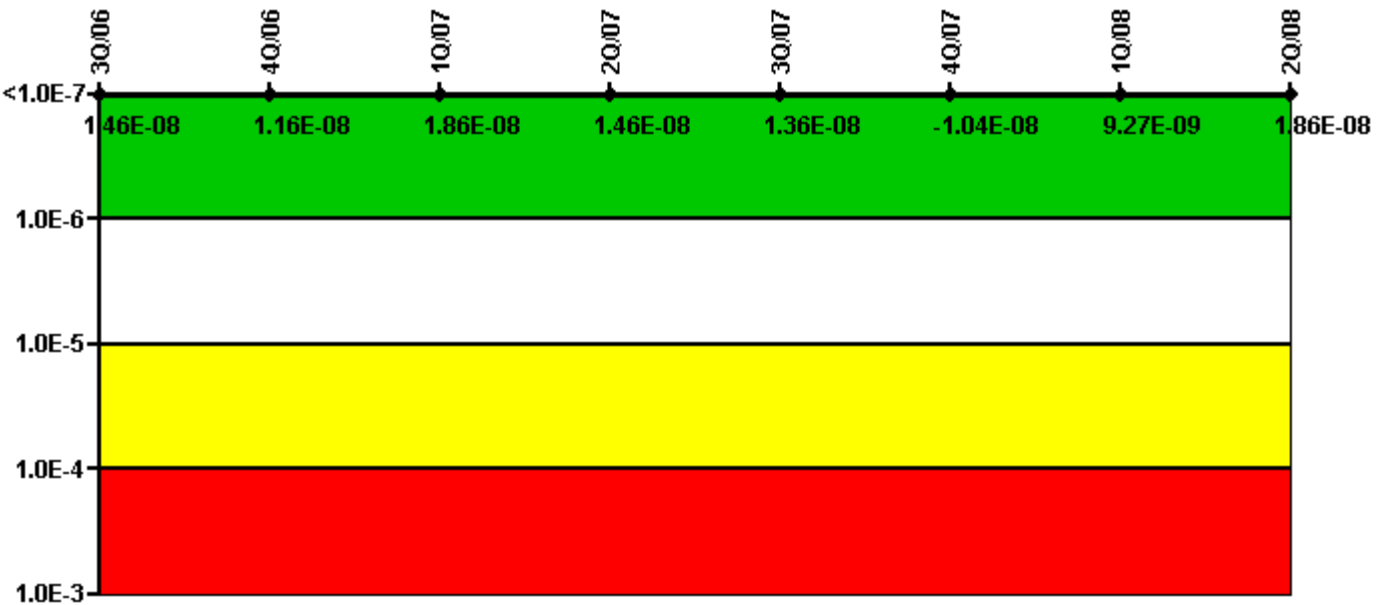
Thresholds: White > 1.00E-6 Yellow > 1.00E-5 Red > 1.00E-4

## Notes

Mitigating Systems Performance Index, Heat Removal System	3Q/06	4Q/06	1Q/07	2Q/07	3Q/07	4Q/07	1Q/08	2Q/08
UAI ( $\Delta$ CDF)	3.00E-09	3.50E-09	3.50E-09	3.50E-09	3.50E-09	-1.20E-09	-1.20E-09	-1.00E-09
URI ( $\Delta$ CDF)	7.40E-09	7.40E-09	7.40E-09	7.40E-09	7.20E-09	-1.00E-10	-1.00E-10	-1.10E-10
PLE	NO	NO	NO	NO	NO	NO	NO	NO
Indicator value	1.04E-08	1.09E-08	1.09E-08	1.09E-08	1.07E-08	-1.30E-09	-1.30E-09	-1.11E-09

Licensee Comments: none

# Mitigating Systems Performance Index, Residual Heat Removal System



Thresholds: White > 1.00E-6 Yellow > 1.00E-5 Red > 1.00E-4

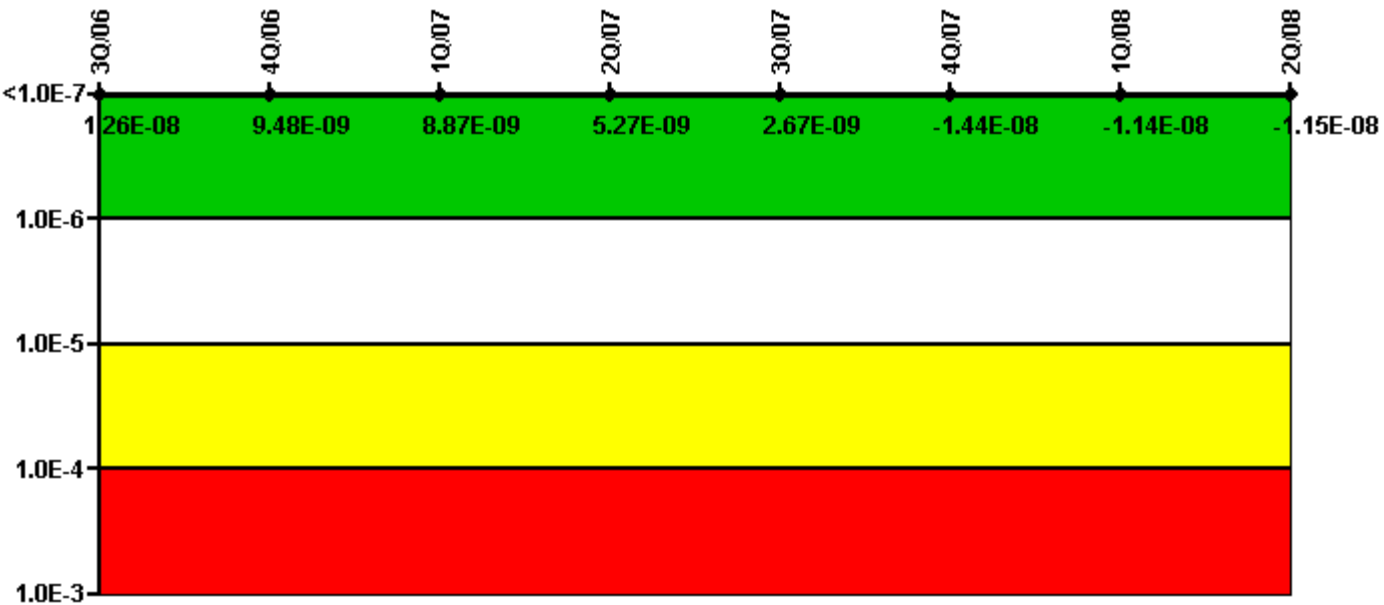
## Notes

Mitigating Systems Performance Index, Residual Heat Removal System	3Q/06	4Q/06	1Q/07	2Q/07	3Q/07	4Q/07	1Q/08	2Q/08
UAI ( $\Delta$ CDF)	1.50E-08	1.20E-08	1.90E-08	1.50E-08	1.40E-08	-1.00E-08	9.70E-09	1.90E-08
URI ( $\Delta$ CDF)	-4.30E-10	-4.30E-10	-4.30E-10	-4.30E-10	-4.30E-10	-4.30E-10	-4.30E-10	-4.40E-10
PLE	NO	NO	NO	NO	NO	NO	NO	NO
Indicator value	1.46E-08	1.16E-08	1.86E-08	1.46E-08	1.36E-08	-1.04E-08	9.27E-09	1.86E-08

Licensee Comments: none



# Mitigating Systems Performance Index, Cooling Water Systems



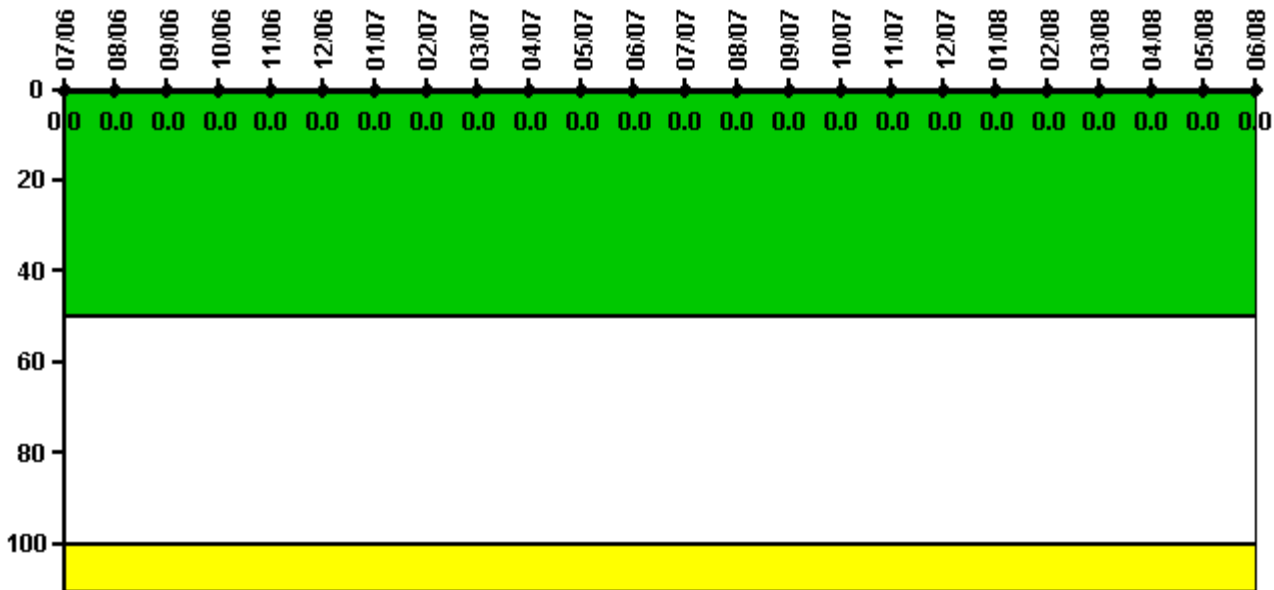
Thresholds: White > 1.00E-6 Yellow > 1.00E-5 Red > 1.00E-4

## Notes

Mitigating Systems Performance Index, Cooling Water Systems	3Q/06	4Q/06	1Q/07	2Q/07	3Q/07	4Q/07	1Q/08	2Q/08
UAI ( $\Delta$ CDF)	1.30E-08	9.90E-09	9.30E-09	5.70E-09	3.10E-09	-1.40E-08	-1.10E-08	-1.10E-08
URI ( $\Delta$ CDF)	-4.20E-10	-4.20E-10	-4.30E-10	-4.30E-10	-4.30E-10	-4.40E-10	-4.40E-10	-4.50E-10
PLE	NO	NO	NO	NO	NO	NO	NO	NO
Indicator value	1.26E-08	9.48E-09	8.87E-09	5.27E-09	2.67E-09	-1.44E-08	-1.14E-08	-1.15E-08

Licensee Comments: none

# Reactor Coolant System Activity




Thresholds: White > 50.0 Yellow > 100.0

## Notes

Reactor Coolant System Activity	7/06	8/06	9/06	10/06	11/06	12/06	1/07	2/07	3/07	4/07	5/07	6/07
Maximum activity	0.000042	0.000053	0.000045	0.000040	0.000016	0.000020	0.000021	0.000021	0.000018	0.000017	0.000018	0.000019
Technical specification limit	0.2	0.2	0.2	0.2	0.2	0.2	0.2	0.2	0.2	0.2	0.2	0.2
Indicator value	0	0	0	0	0	0	0	0	0	0	0	0
Reactor Coolant System Activity	7/07	8/07	9/07	10/07	11/07	12/07	1/08	2/08	3/08	4/08	5/08	6/08
Maximum activity	0.000016	0.000014	0.000013	0.000012	0.000015	0.000012	0.000014	0.000013	0.000014	0.000014	0.000017	0.000016
Technical specification limit	0.2	0.2	0.2	0.2	0.2	0.2	0.2	0.2	0.2	0.2	0.2	0.2
Indicator value	0	0	0	0	0	0	0	0	0	0	0	0

Licensee Comments: none

# Reactor Coolant System Leakage



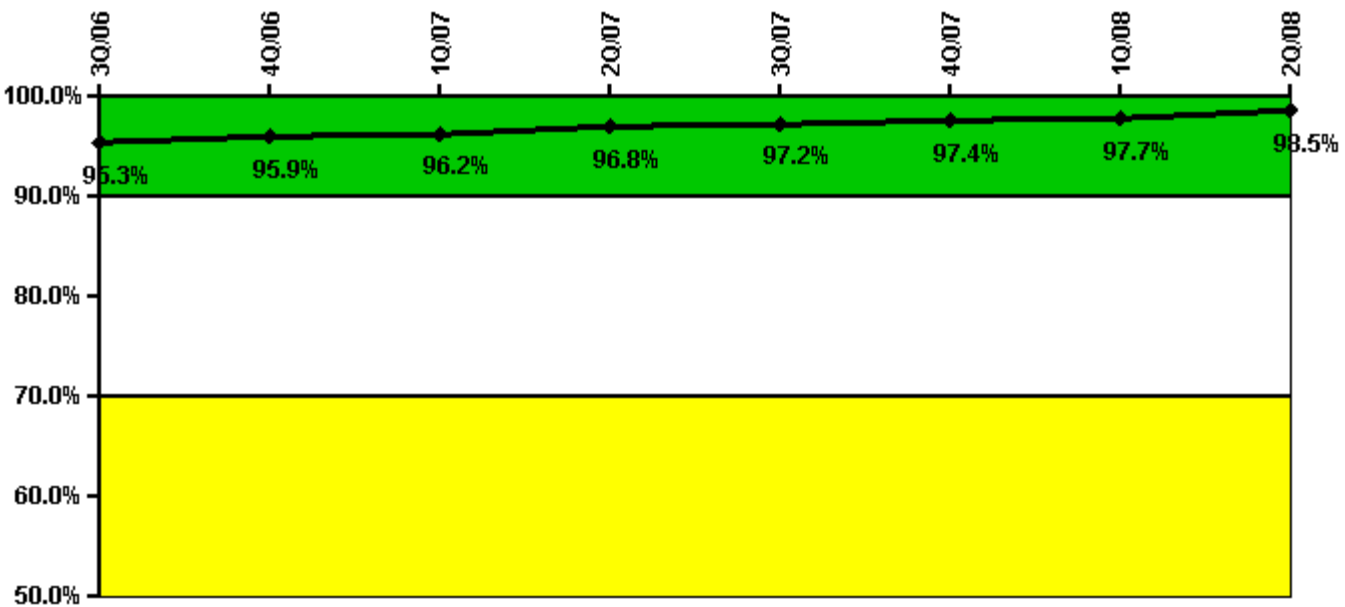
Thresholds: White > 50.0 Yellow > 100.0

## Notes

Reactor Coolant System Leakage	7/06	8/06	9/06	10/06	11/06	12/06	1/07	2/07	3/07	4/07	5/07	6/07
Maximum leakage	4.750	4.870	4.890	4.880	4.880	4.910	4.910	4.750	4.800	4.800	4.880	4.990
Technical specification limit	25.0	25.0	25.0	25.0	25.0	25.0	25.0	25.0	25.0	25.0	25.0	25.0
Indicator value	19.0	19.5	19.6	19.5	19.5	19.6	19.6	19.0	19.2	19.2	19.5	20.0
Reactor Coolant System Leakage	7/07	8/07	9/07	10/07	11/07	12/07	1/08	2/08	3/08	4/08	5/08	6/08
Maximum leakage	5.640	5.730	5.630	5.530	5.470	5.520	5.470	5.380	6.300	5.410	5.870	5.960
Technical specification limit	25.0	25.0	25.0	25.0	25.0	25.0	25.0	25.0	25.0	25.0	25.0	25.0
Indicator value	22.6	22.9	22.5	22.1	21.9	22.1	21.9	21.5	25.2	21.6	23.5	23.8

Licensee Comments: none

# Drill/Exercise Performance



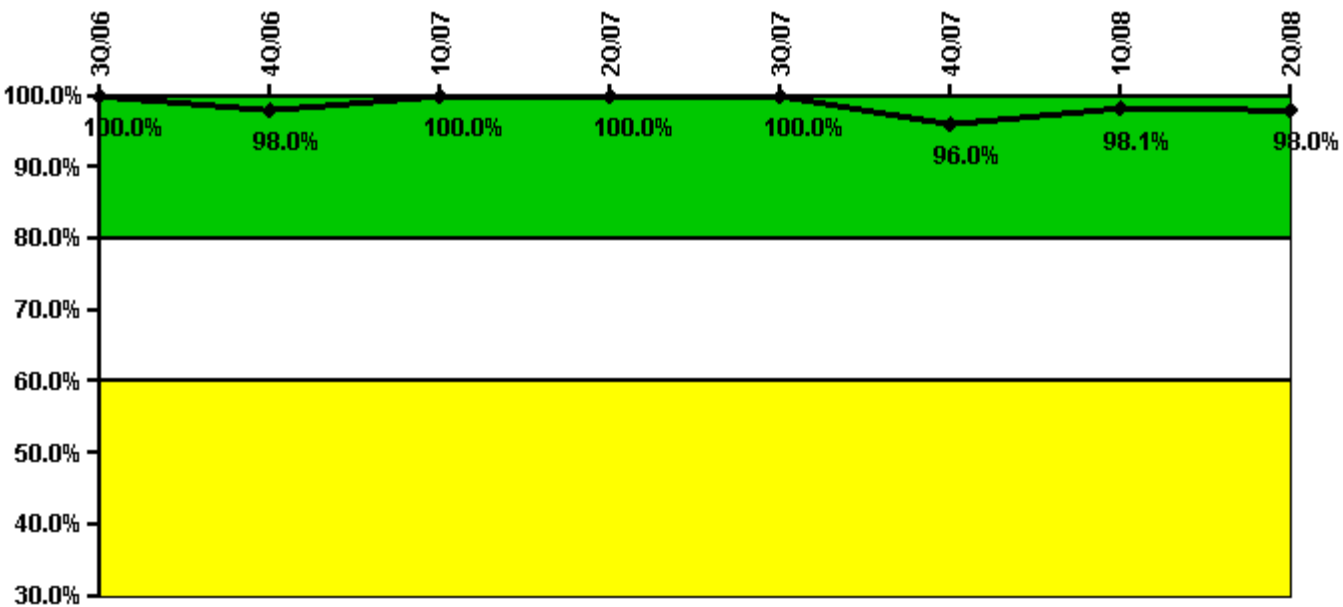
Thresholds: White < 90.0% Yellow < 70.0%

## Notes

Drill/Exercise Performance	3Q/06	4Q/06	1Q/07	2Q/07	3Q/07	4Q/07	1Q/08	2Q/08
Successful opportunities	29.0	42.0	44.0	87.0	23.0	46.0	9.0	40.0
Total opportunities	30.0	42.0	44.0	88.0	24.0	48.0	9.0	40.0
Indicator value	95.3%	95.9%	96.2%	96.8%	97.2%	97.4%	97.7%	98.5%

Licensee Comments: none

# ERO Drill Participation



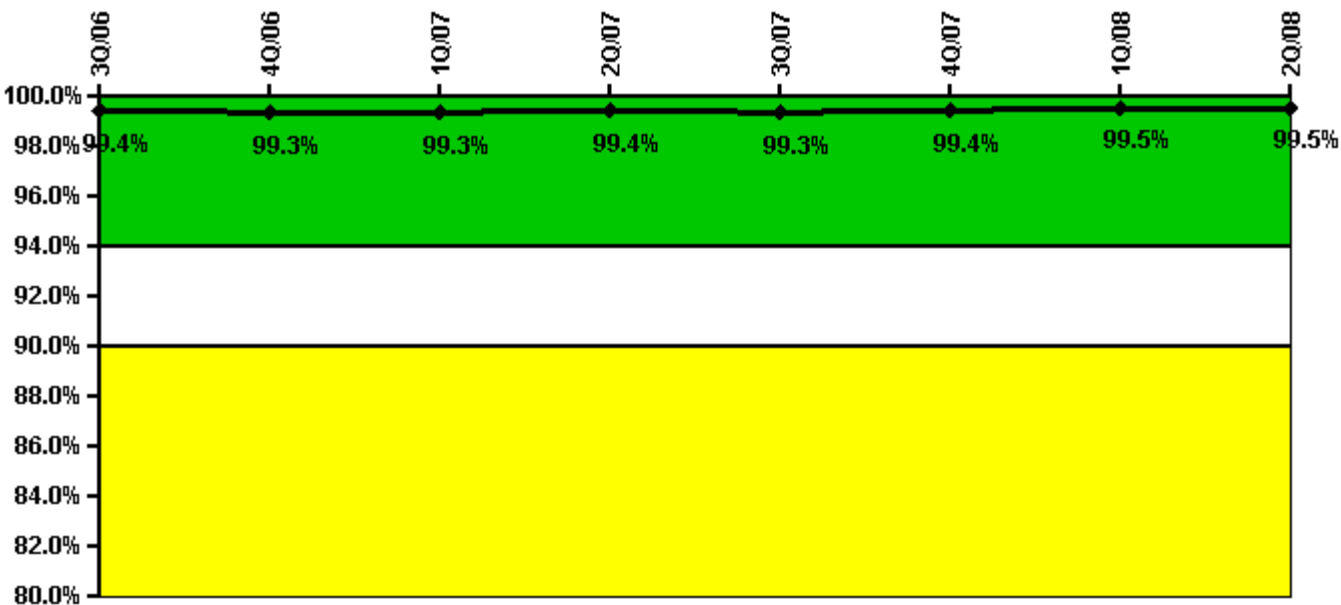
Thresholds: White < 80.0% Yellow < 60.0%

## Notes

ERO Drill Participation	3Q/06	4Q/06	1Q/07	2Q/07	3Q/07	4Q/07	1Q/08	2Q/08
Participating Key personnel	47.0	50.0	51.0	46.0	48.0	48.0	53.0	49.0
Total Key personnel	47.0	51.0	51.0	46.0	48.0	50.0	54.0	50.0
Indicator value	100.0%	98.0%	100.0%	100.0%	100.0%	96.0%	98.1%	98.0%

Licensee Comments: none

# Alert & Notification System



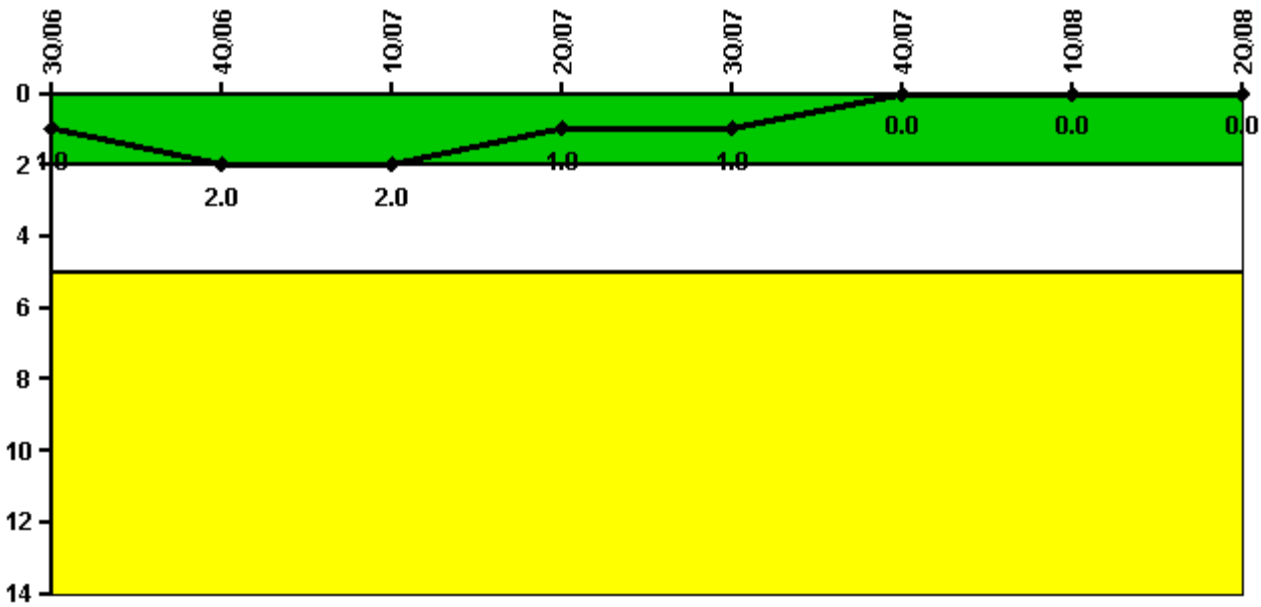
Thresholds: White < 94.0% Yellow < 90.0%

## Notes

Alert & Notification System	3Q/06	4Q/06	1Q/07	2Q/07	3Q/07	4Q/07	1Q/08	2Q/08
Successful siren-tests	538	543	543	546	537	545	545	545
Total sirens-tests	546	546	546	546	546	546	546	546
Indicator value	99.4%	99.3%	99.3%	99.4%	99.3%	99.4%	99.5%	99.5%

Licensee Comments: none

# Occupational Exposure Control Effectiveness



Thresholds: White > 2.0 Yellow > 5.0

## Notes

Occupational Exposure Control Effectiveness	3Q/06	4Q/06	1Q/07	2Q/07	3Q/07	4Q/07	1Q/08	2Q/08
High radiation area occurrences	0	1	0	0	0	0	0	0
Very high radiation area occurrences	0	0	0	0	0	0	0	0
Unintended exposure occurrences	0	0	0	0	0	0	0	0
<b>Indicator value</b>	<b>1</b>	<b>2</b>	<b>2</b>	<b>1</b>	<b>1</b>	<b>0</b>	<b>0</b>	<b>0</b>

Licensee Comments: none

# RETS/ODCM Radiological Effluent



Thresholds: White > 1.0 Yellow > 3.0

## Notes

RETS/ODCM Radiological Effluent	3Q/06	4Q/06	1Q/07	2Q/07	3Q/07	4Q/07	1Q/08	2Q/08
RETS/ODCM occurrences	0	0	0	0	0	0	0	0
Indicator value	0	0	0	0	0	0	0	0

Licensee Comments: none

[Physical Protection](#) information not publicly available.

▲ [Action Matrix Summary](#) | [Inspection Findings Summary](#) | [PI Summary](#) | [Reactor Oversight Process](#)

Last Modified: August 4, 2008