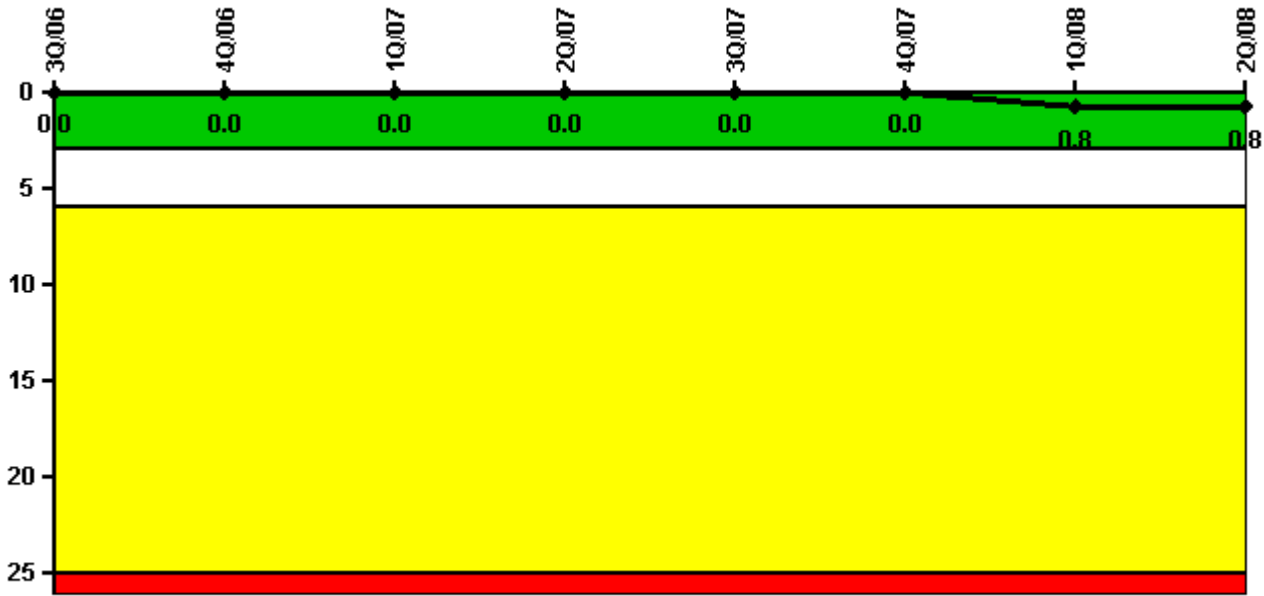


# Limerick 1

## 2Q/2008 Performance Indicators

Licensee's General Comments: none

### Unplanned Scrams per 7000 Critical Hrs



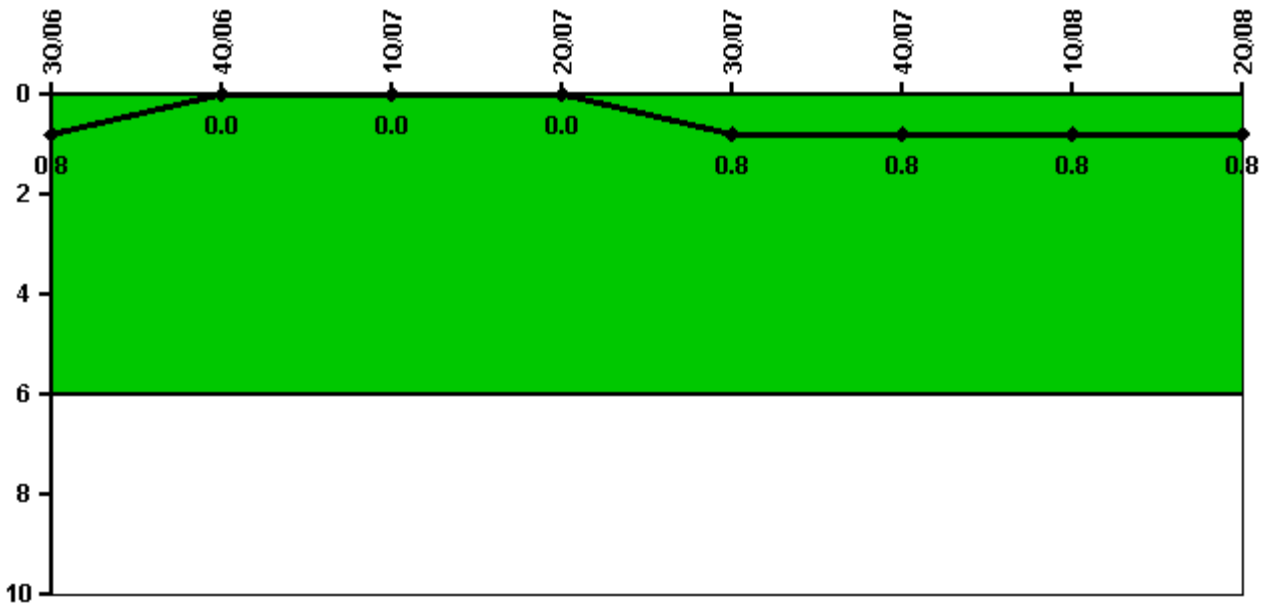
Thresholds: White > 3.0 Yellow > 6.0 Red > 25.0

### Notes

Unplanned Scrams per 7000 Critical Hrs	3Q/06	4Q/06	1Q/07	2Q/07	3Q/07	4Q/07	1Q/08	2Q/08
Unplanned scrams	0	0	0	0	0	0	1.0	0
Critical hours	2208.0	2209.0	2159.0	2184.0	2208.0	2209.0	1693.6	2184.0
Indicator value	0	0	0	0	0	0	0.8	0.8

Licensee Comments: none

# Unplanned Power Changes per 7000 Critical Hrs



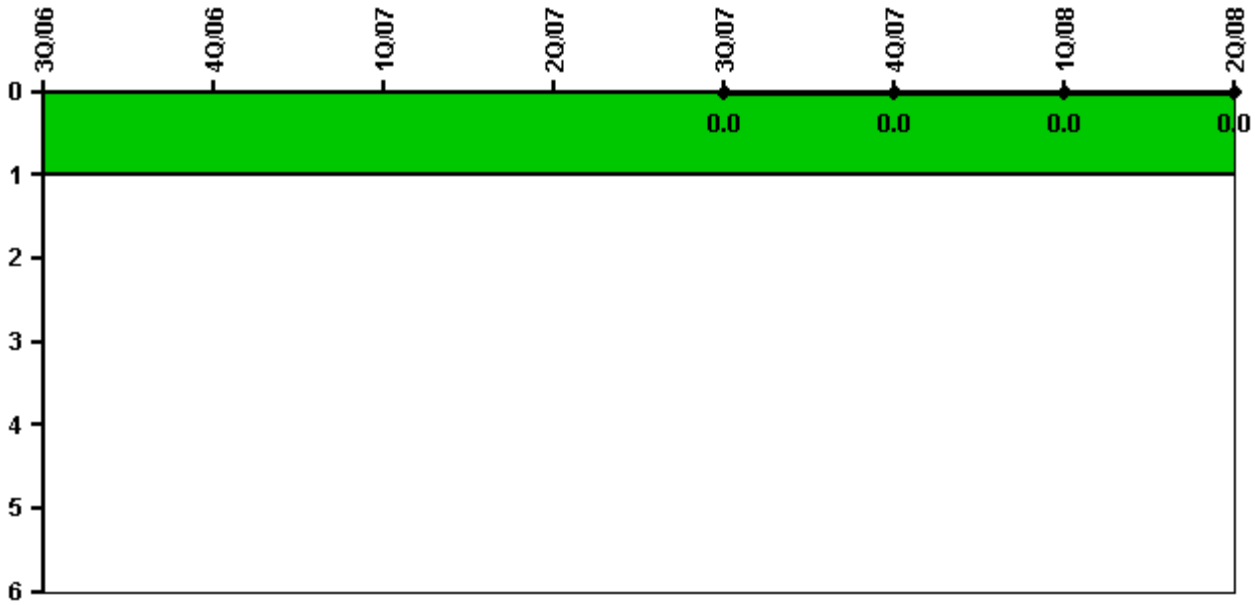
Thresholds: White > 6.0

## Notes

Unplanned Power Changes per 7000 Critical Hrs	3Q/06	4Q/06	1Q/07	2Q/07	3Q/07	4Q/07	1Q/08	2Q/08
Unplanned power changes	0	0	0	0	1.0	0	0	0
Critical hours	2208.0	2209.0	2159.0	2184.0	2208.0	2209.0	1693.6	2184.0
Indicator value	0.8	0	0	0	0.8	0.8	0.8	0.8

Licensee Comments: none

# Unplanned Scrams with Complications



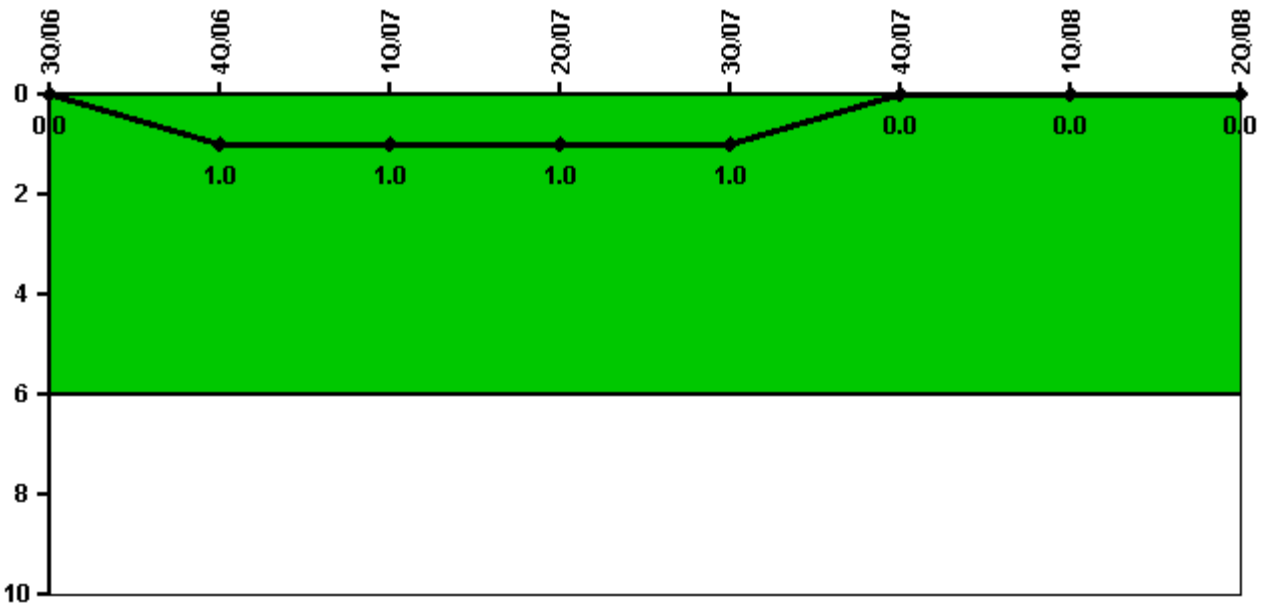
Thresholds: White > 1.0

## Notes

Unplanned Scrams with Complications	3Q/06	4Q/06	1Q/07	2Q/07	3Q/07	4Q/07	1Q/08	2Q/08
Scrams with complications		0	0	0	0	0	0	0
Indicator value					0.0	0.0	0.0	0.0

Licensee Comments: none

# Safety System Functional Failures (BWR)



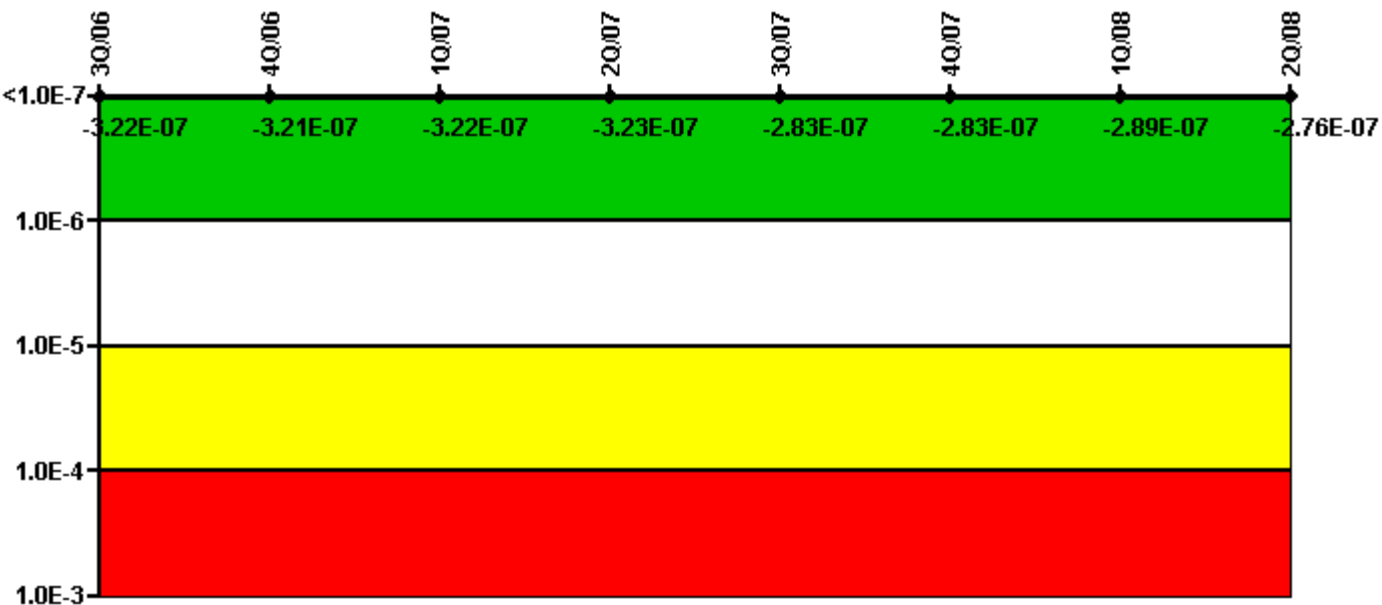
Thresholds: White > 6.0

## Notes

Safety System Functional Failures (BWR)	3Q/06	4Q/06	1Q/07	2Q/07	3Q/07	4Q/07	1Q/08	2Q/08
Safety System Functional Failures	0	1	0	0	0	0	0	0
Indicator value	0	1	1	1	1	0	0	0

Licensee Comments: none

# Mitigating Systems Performance Index, Emergency AC Power System



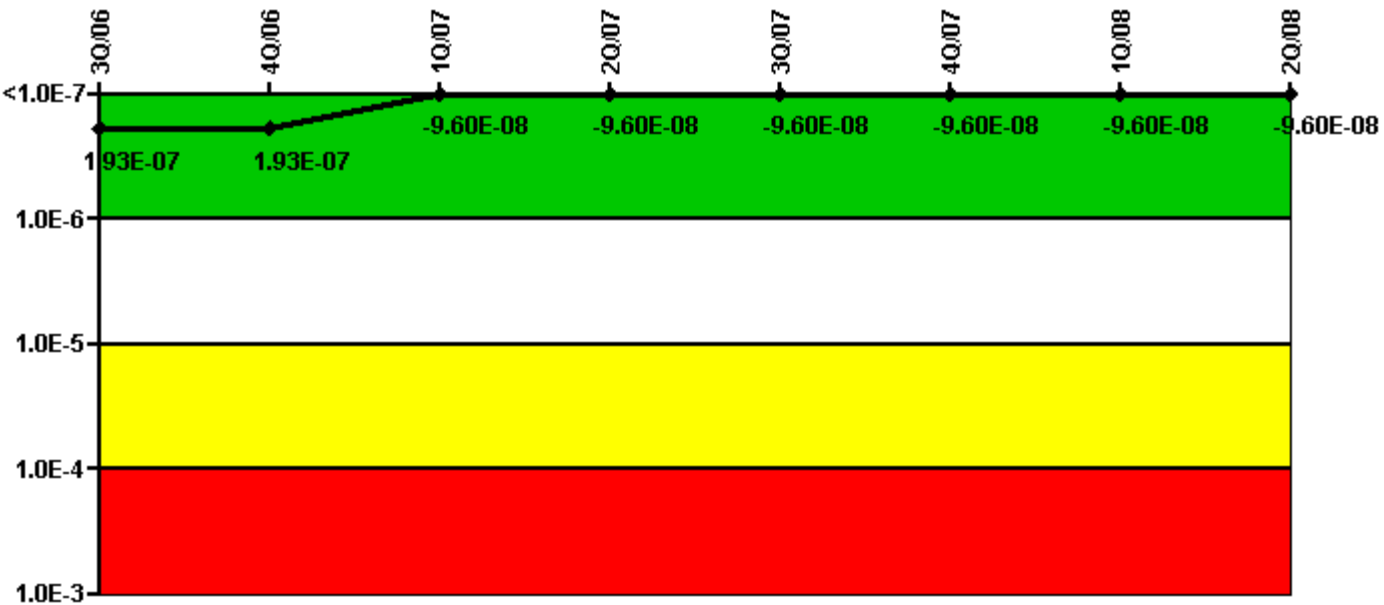
Thresholds: White > 1.00E-6 Yellow > 1.00E-5 Red > 1.00E-4

## Notes

Mitigating Systems Performance Index, Emergency AC Power System	3Q/06	4Q/06	1Q/07	2Q/07	3Q/07	4Q/07	1Q/08	2Q/08
UAI ( $\Delta$ CDF)	-1.50E-09	-1.10E-09	-2.00E-09	-2.60E-09	-2.60E-09	-2.50E-09	-8.90E-09	-5.60E-09
URI ( $\Delta$ CDF)	-3.20E-07	-3.20E-07	-3.20E-07	-3.20E-07	-2.80E-07	-2.80E-07	-2.80E-07	-2.70E-07
PLE	NO	NO	NO	NO	NO	NO	NO	NO
Indicator value	-3.22E-07	-3.21E-07	-3.22E-07	-3.23E-07	-2.83E-07	-2.83E-07	-2.89E-07	-2.76E-07

Licensee Comments: none

# Mitigating Systems Performance Index, High Pressure Injection System



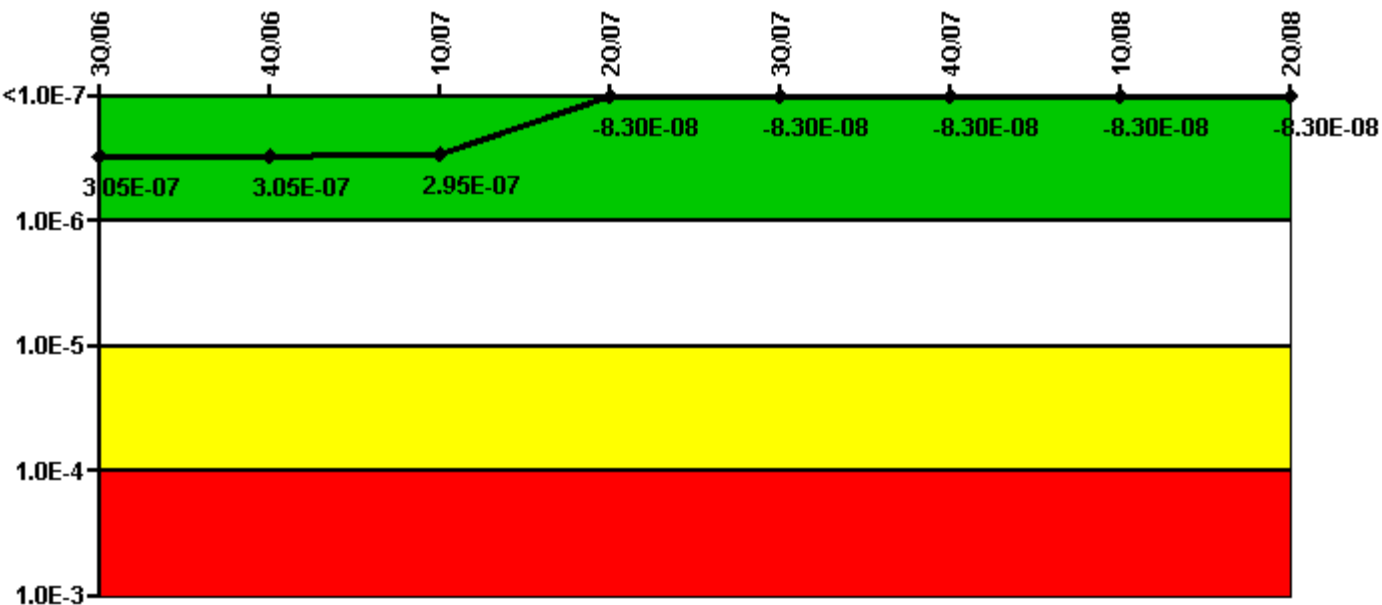
Thresholds: White > 1.00E-6 Yellow > 1.00E-5 Red > 1.00E-4

## Notes

Mitigating Systems Performance Index, High Pressure Injection System	3Q/06	4Q/06	1Q/07	2Q/07	3Q/07	4Q/07	1Q/08	2Q/08
UAI ( $\Delta$ CDF)	-2.70E-08	-2.70E-08	-4.40E-08	-4.40E-08	-4.40E-08	-4.40E-08	-4.40E-08	-4.40E-08
URI ( $\Delta$ CDF)	2.20E-07	2.20E-07	-5.20E-08	-5.20E-08	-5.20E-08	-5.20E-08	-5.20E-08	-5.20E-08
PLE	NO	NO	NO	NO	NO	NO	NO	NO
Indicator value	1.93E-07	1.93E-07	-9.60E-08	-9.60E-08	-9.60E-08	-9.60E-08	-9.60E-08	-9.60E-08

Licensee Comments: none

# Mitigating Systems Performance Index, Heat Removal System



Thresholds: White > 1.00E-6 Yellow > 1.00E-5 Red > 1.00E-4


## Notes

Mitigating Systems Performance Index, Heat Removal System	3Q/06	4Q/06	1Q/07	2Q/07	3Q/07	4Q/07	1Q/08	2Q/08
UAI (ΔCDF)	-1.50E-08	-1.50E-08	-2.50E-08	-3.60E-08	-3.60E-08	-3.60E-08	-3.60E-08	-3.60E-08
URI (ΔCDF)	3.20E-07	3.20E-07	3.20E-07	-4.70E-08	-4.70E-08	-4.70E-08	-4.70E-08	-4.70E-08
PLE	NO	NO	NO	NO	NO	NO	NO	NO
Indicator value	3.05E-07	3.05E-07	2.95E-07	-8.30E-08	-8.30E-08	-8.30E-08	-8.30E-08	-8.30E-08

Licensee Comments:

3Q/07: 7/17/08- Unit 1 RCIC Planned Unavailability changed from "39.17 hours" to "39.55 hours"for Sept. 2007 due to a discovery of a data collection error. No color change resulted from this correction.

# Mitigating Systems Performance Index, Residual Heat Removal System



Thresholds: White > 1.00E-6 Yellow > 1.00E-5 Red > 1.00E-4

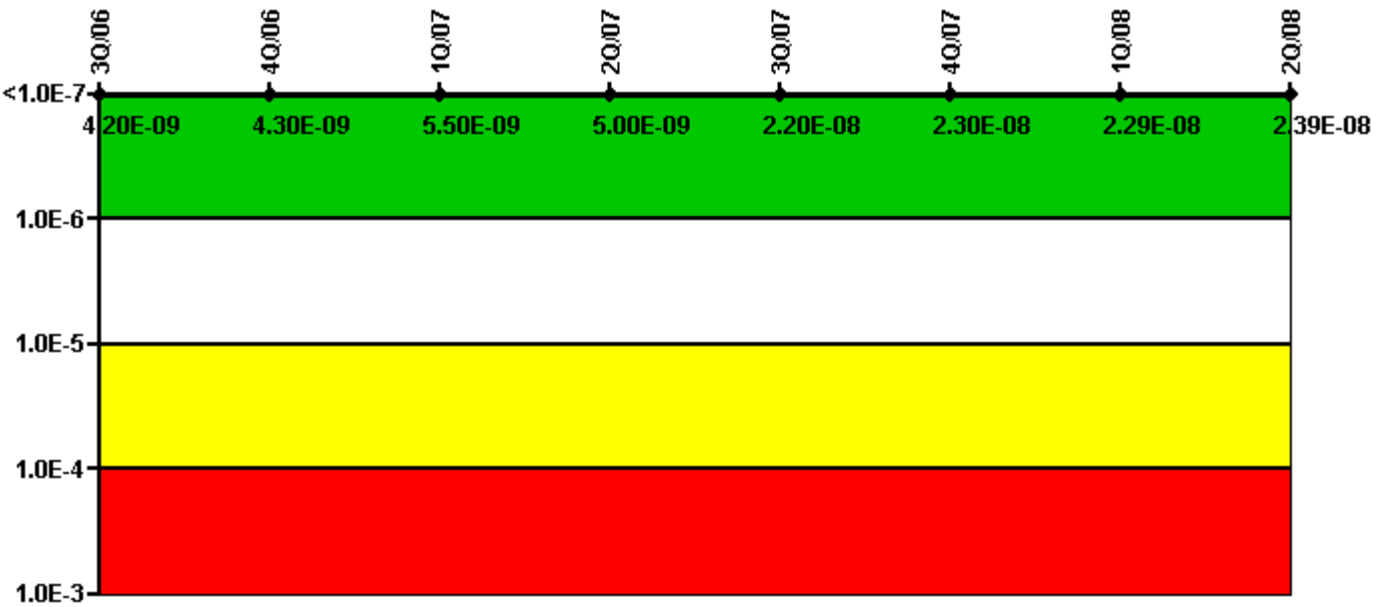
## Notes

Mitigating Systems Performance Index, Residual Heat Removal System	3Q/06	4Q/06	1Q/07	2Q/07	3Q/07	4Q/07	1Q/08	2Q/08
UAI ( $\Delta$ CDF)	8.00E-09	8.10E-09	1.70E-09	1.60E-09	2.40E-09	5.60E-09	6.20E-09	1.30E-08
URI ( $\Delta$ CDF)	-3.60E-08	-3.60E-08	-3.20E-08	-3.30E-08	-3.40E-08	-3.50E-08	-3.50E-08	-3.60E-08
PLE	NO	NO	NO	NO	NO	NO	NO	NO
Indicator value	-2.80E-08	-2.79E-08	-3.03E-08	-3.14E-08	-3.16E-08	-2.94E-08	-2.88E-08	-2.30E-08

Licensee Comments: none



# Mitigating Systems Performance Index, Cooling Water Systems



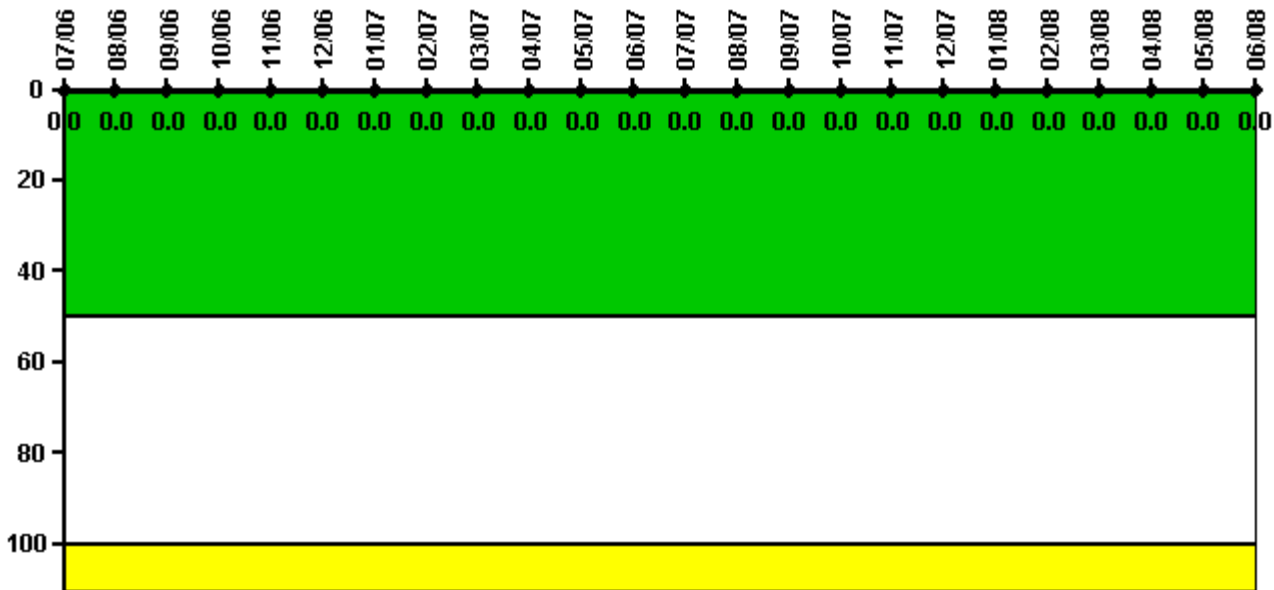
Thresholds: White > 1.00E-6 Yellow > 1.00E-5 Red > 1.00E-4

## Notes

Mitigating Systems Performance Index, Cooling Water Systems	3Q/06	4Q/06	1Q/07	2Q/07	3Q/07	4Q/07	1Q/08	2Q/08
UAI ( $\Delta$ CDF)	7.30E-09	7.40E-09	8.50E-09	7.90E-09	2.50E-08	2.60E-08	2.60E-08	2.70E-08
URI ( $\Delta$ CDF)	-3.10E-09	-3.10E-09	-3.00E-09	-2.90E-09	-3.00E-09	-3.00E-09	-3.10E-09	-3.10E-09
PLE	NO	NO	NO	NO	NO	NO	NO	NO
Indicator value	4.20E-09	4.30E-09	5.50E-09	5.00E-09	2.20E-08	2.30E-08	2.29E-08	2.39E-08

Licensee Comments: none

# Reactor Coolant System Activity



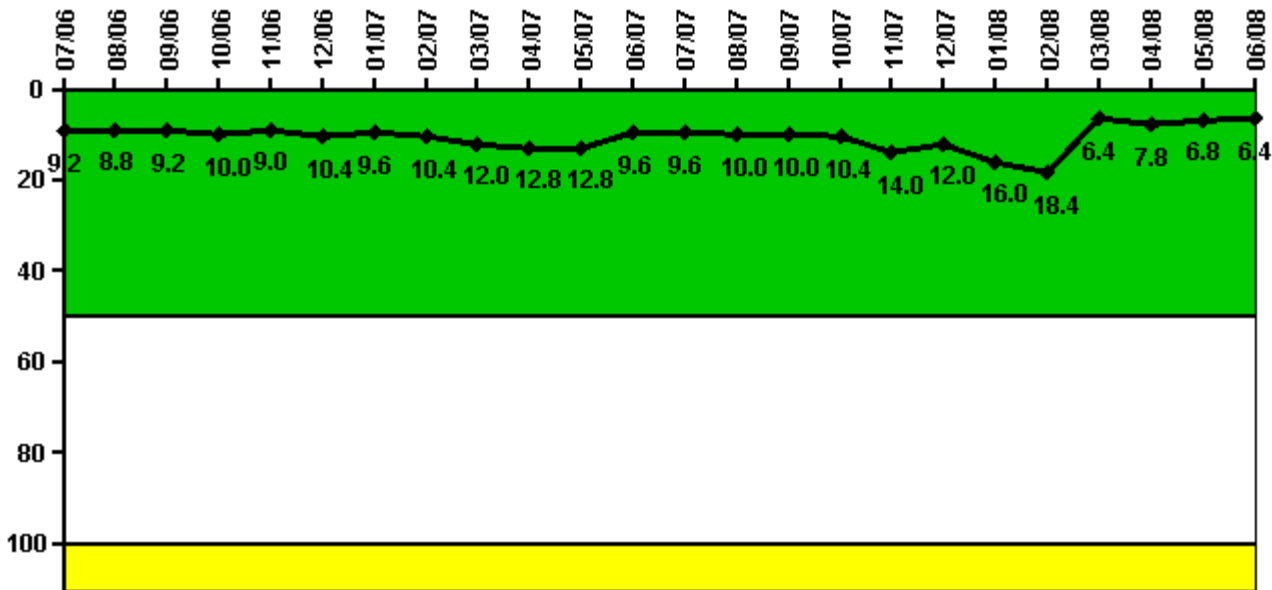
Thresholds: White > 50.0 Yellow > 100.0

## Notes

Reactor Coolant System Activity	7/06	8/06	9/06	10/06	11/06	12/06	1/07	2/07	3/07	4/07	5/07	6/07
Maximum activity	0.000004	0.000004	0.000006	0.000005	0.000003	0.000059	0.000003	0.000003	0.000003	0.000003	0.000004	0.000004
Technical specification limit	0.2	0.2	0.2	0.2	0.2	0.2	0.2	0.2	0.2	0.2	0.2	0.2
Indicator value	0	0	0	0	0	0	0	0	0	0	0	0
Reactor Coolant System Activity	7/07	8/07	9/07	10/07	11/07	12/07	1/08	2/08	3/08	4/08	5/08	6/08
Maximum activity	0.000005	0.000003	0.000003	0.000004	0.000003	0.000003	0.000004	0.000004	0.000002	0.000002	0.000002	0.000002
Technical specification limit	0.2	0.2	0.2	0.2	0.2	0.2	0.2	0.2	0.2	0.2	0.2	0.2
Indicator value	0	0	0	0	0	0	0	0	0	0	0	0

Licensee Comments: none

# Reactor Coolant System Leakage



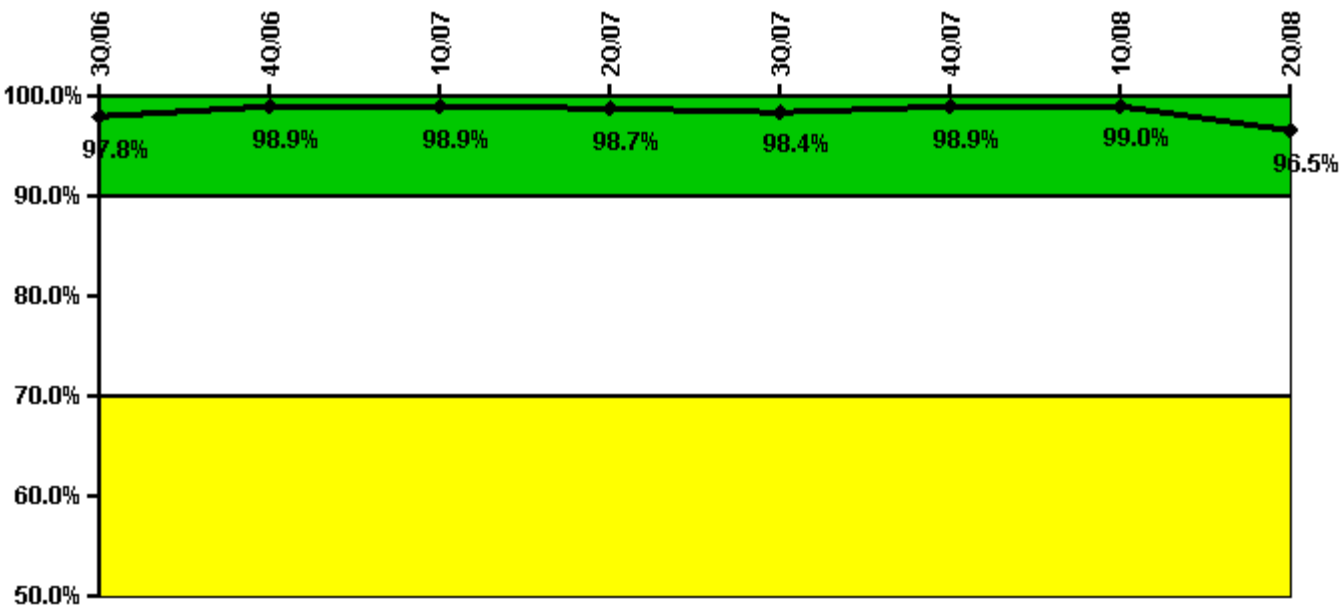
Thresholds: White > 50.0 Yellow > 100.0

## Notes

Reactor Coolant System Leakage	7/06	8/06	9/06	10/06	11/06	12/06	1/07	2/07	3/07	4/07	5/07	6/07
Maximum leakage	2.300	2.200	2.300	2.500	2.250	2.600	2.400	2.600	3.000	3.200	3.200	2.400
Technical specification limit	25.0	25.0	25.0	25.0	25.0	25.0	25.0	25.0	25.0	25.0	25.0	25.0
Indicator value	9.2	8.8	9.2	10.0	9.0	10.4	9.6	10.4	12.0	12.8	12.8	9.6
Reactor Coolant System Leakage	7/07	8/07	9/07	10/07	11/07	12/07	1/08	2/08	3/08	4/08	5/08	6/08
Maximum leakage	2.400	2.500	2.500	2.600	3.500	3.000	4.000	4.600	1.600	1.940	1.700	1.600
Technical specification limit	25.0	25.0	25.0	25.0	25.0	25.0	25.0	25.0	25.0	25.0	25.0	25.0
Indicator value	9.6	10.0	10.0	10.4	14.0	12.0	16.0	18.4	6.4	7.8	6.8	6.4

Licensee Comments: none

# Drill/Exercise Performance



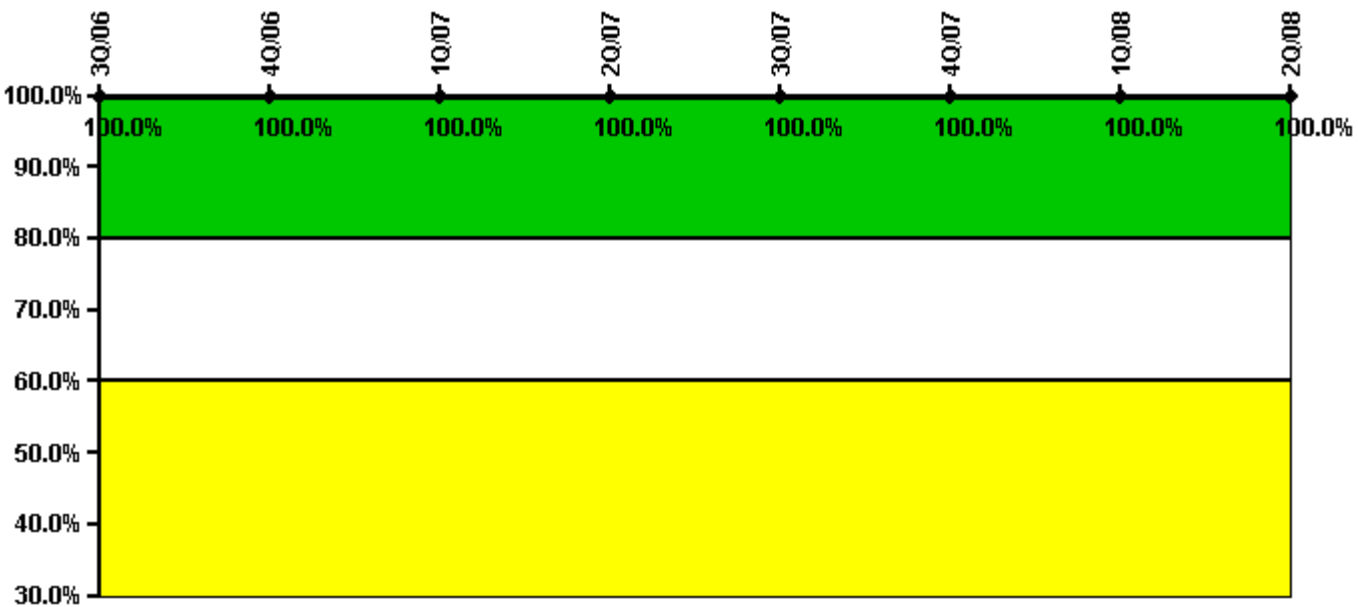
Thresholds: White < 90.0% Yellow < 70.0%

## Notes

Drill/Exercise Performance	3Q/06	4Q/06	1Q/07	2Q/07	3Q/07	4Q/07	1Q/08	2Q/08
Successful opportunities	36.0	58.0	10.0	71.0	37.0	0	40.0	76.0
Total opportunities	36.0	58.0	10.0	72.0	38.0	0	40.0	86.0
Indicator value	97.8%	98.9%	98.9%	98.7%	98.4%	98.9%	99.0%	96.5%

Licensee Comments: none

# ERO Drill Participation



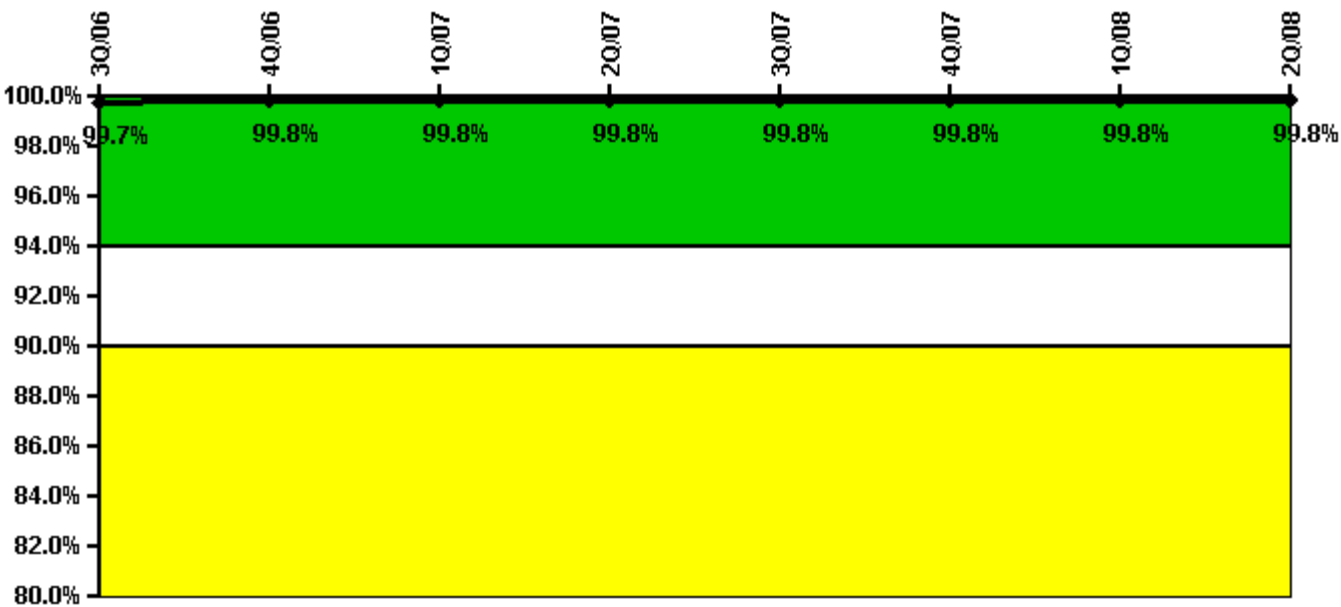
Thresholds: White < 80.0% Yellow < 60.0%

## Notes

ERO Drill Participation	3Q/06	4Q/06	1Q/07	2Q/07	3Q/07	4Q/07	1Q/08	2Q/08
Participating Key personnel	69.0	69.0	72.0	69.0	68.0	69.0	67.0	67.0
Total Key personnel	69.0	69.0	72.0	69.0	68.0	69.0	67.0	67.0
Indicator value	100.0%	100.0%	100.0%	100.0%	100.0%	100.0%	100.0%	100.0%

Licensee Comments: none

# Alert & Notification System



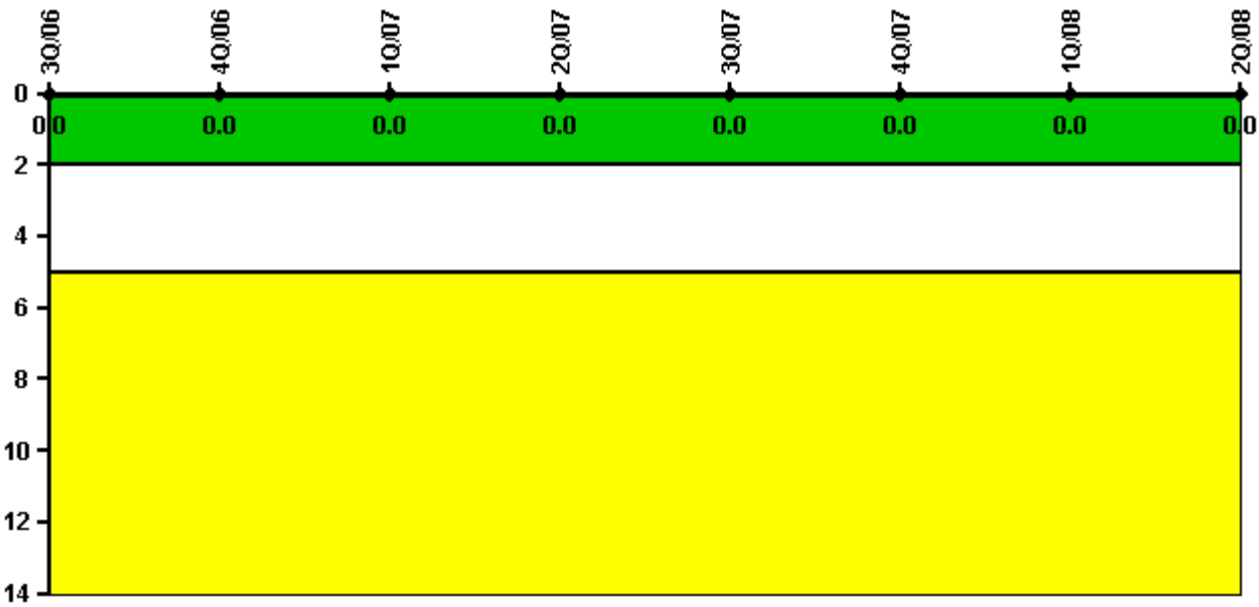
Thresholds: White < 94.0% Yellow < 90.0%

## Notes

Alert & Notification System	3Q/06	4Q/06	1Q/07	2Q/07	3Q/07	4Q/07	1Q/08	2Q/08
Successful siren-tests	2140	2143	2140	2139	2143	2305	2142	2139
Total sirens-tests	2145	2145	2145	2145	2145	2310	2145	2145
Indicator value	99.7%	99.8%	99.8%	99.8%	99.8%	99.8%	99.8%	99.8%

Licensee Comments: none

# Occupational Exposure Control Effectiveness



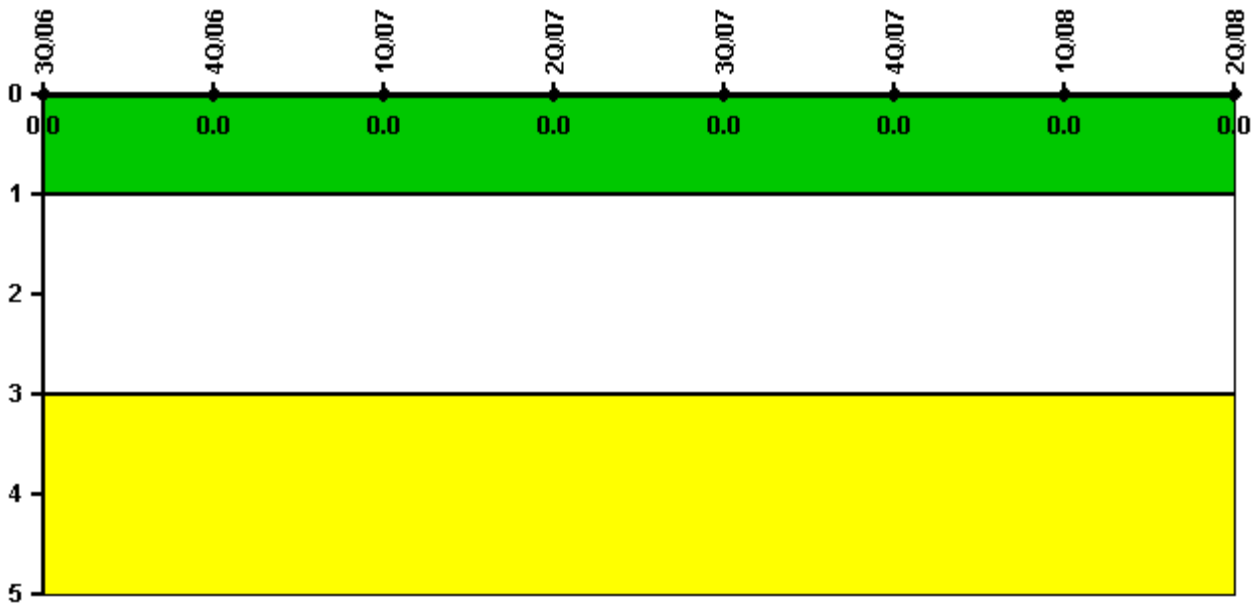
Thresholds: White > 2.0 Yellow > 5.0

## Notes

Occupational Exposure Control Effectiveness	3Q/06	4Q/06	1Q/07	2Q/07	3Q/07	4Q/07	1Q/08	2Q/08
High radiation area occurrences	0	0	0	0	0	0	0	0
Very high radiation area occurrences	0	0	0	0	0	0	0	0
Unintended exposure occurrences	0	0	0	0	0	0	0	0
Indicator value	0	0	0	0	0	0	0	0

Licensee Comments: none

# RETS/ODCM Radiological Effluent



Thresholds: White > 1.0 Yellow > 3.0

## Notes

RETS/ODCM Radiological Effluent	3Q/06	4Q/06	1Q/07	2Q/07	3Q/07	4Q/07	1Q/08	2Q/08
RETS/ODCM occurrences	0	0	0	0	0	0	0	0
Indicator value	0	0	0	0	0	0	0	0

Licensee Comments: none

[Physical Protection](#) information not publicly available.

▲ [Action Matrix Summary](#) | [Inspection Findings Summary](#) | [PI Summary](#) | [Reactor Oversight Process](#)

Last Modified: August 4, 2008