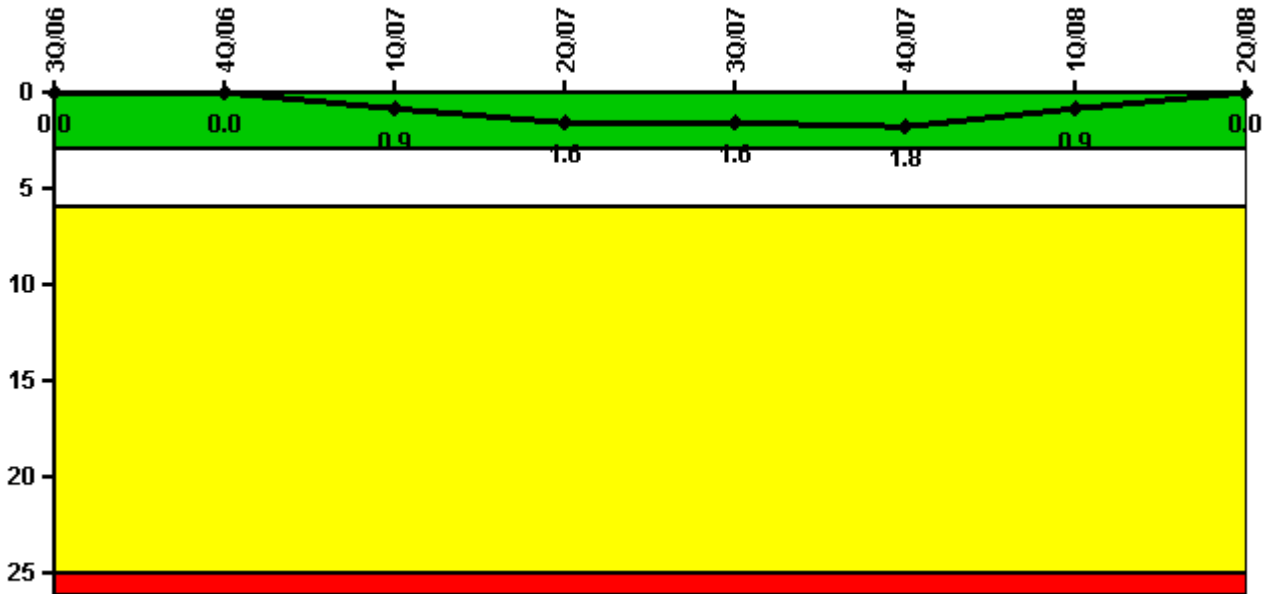


Hope Creek 1

2Q/2008 Performance Indicators

Licensee's General Comments: none

Unplanned Scrams per 7000 Critical Hrs



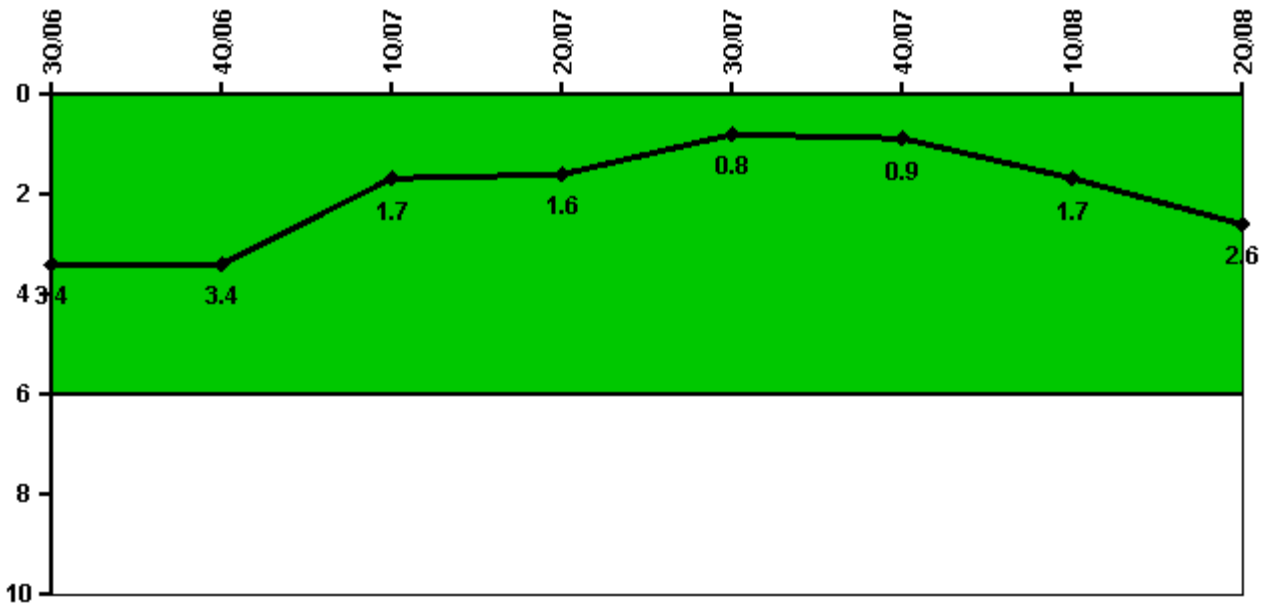
Thresholds: White > 3.0 Yellow > 6.0 Red > 25.0

Notes

Unplanned Scrams per 7000 Critical Hrs	3Q/06	4Q/06	1Q/07	2Q/07	3Q/07	4Q/07	1Q/08	2Q/08
Unplanned scrams	0	0	1.0	1.0	0	0	0	0
Critical hours	2208.0	2209.0	2078.3	2136.5	2208.0	1556.4	2183.0	2184.0
Indicator value	0	0	0.9	1.6	1.6	1.8	0.9	0

Licensee Comments: none

Unplanned Power Changes per 7000 Critical Hrs



Thresholds: White > 6.0

Notes

Unplanned Power Changes per 7000 Critical Hrs	3Q/06	4Q/06	1Q/07	2Q/07	3Q/07	4Q/07	1Q/08	2Q/08
Unplanned power changes	2.0	0	0	0	1.0	0	1.0	1.0
Critical hours	2208.0	2209.0	2078.3	2136.5	2208.0	1556.4	2183.0	2184.0
Indicator value	3.4	3.4	1.7	1.6	0.8	0.9	1.7	2.6

Licensee Comments: none

Unplanned Scrams with Complications



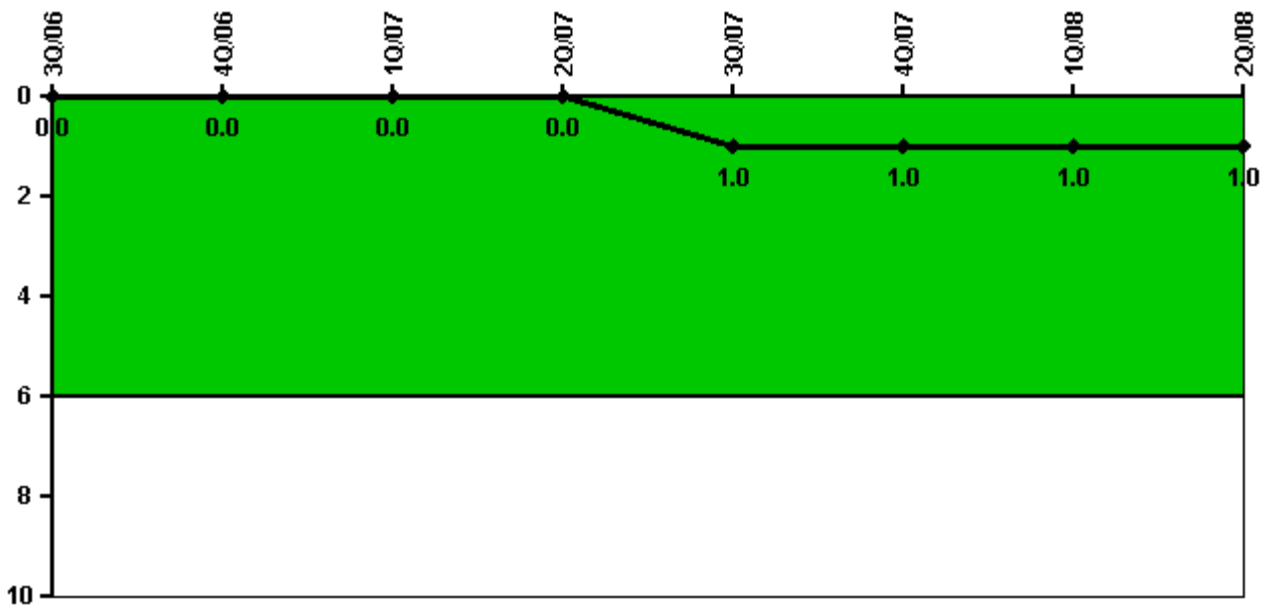
Thresholds: White > 1.0

Notes

Unplanned Scrams with Complications	3Q/06	4Q/06	1Q/07	2Q/07	3Q/07	4Q/07	1Q/08	2Q/08
Scrams with complications		0	0	0	0	0	0	0
Indicator value					0.0	0.0	0.0	0.0

Licensee Comments: none

Safety System Functional Failures (BWR)



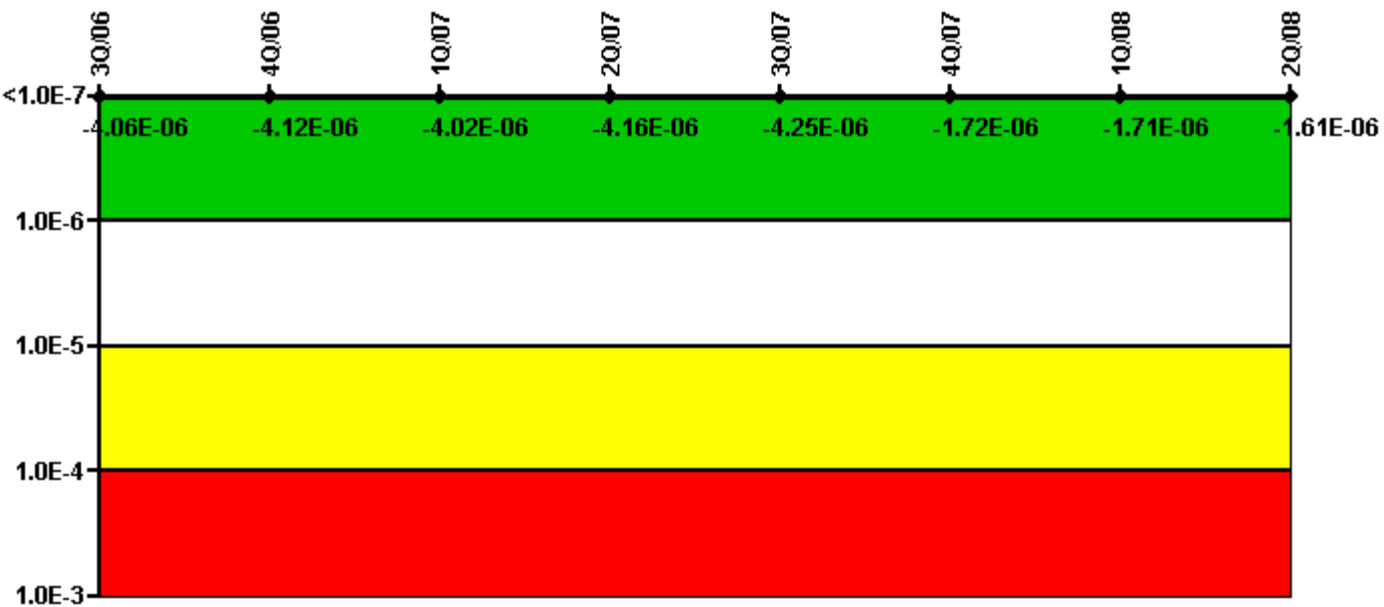
Thresholds: White > 6.0

Notes

Safety System Functional Failures (BWR)	3Q/06	4Q/06	1Q/07	2Q/07	3Q/07	4Q/07	1Q/08	2Q/08
Safety System Functional Failures	0	0	0	0	1	0	0	0
Indicator value	0	0	0	0	1	1	1	1

Licensee Comments: none

Mitigating Systems Performance Index, Emergency AC Power System



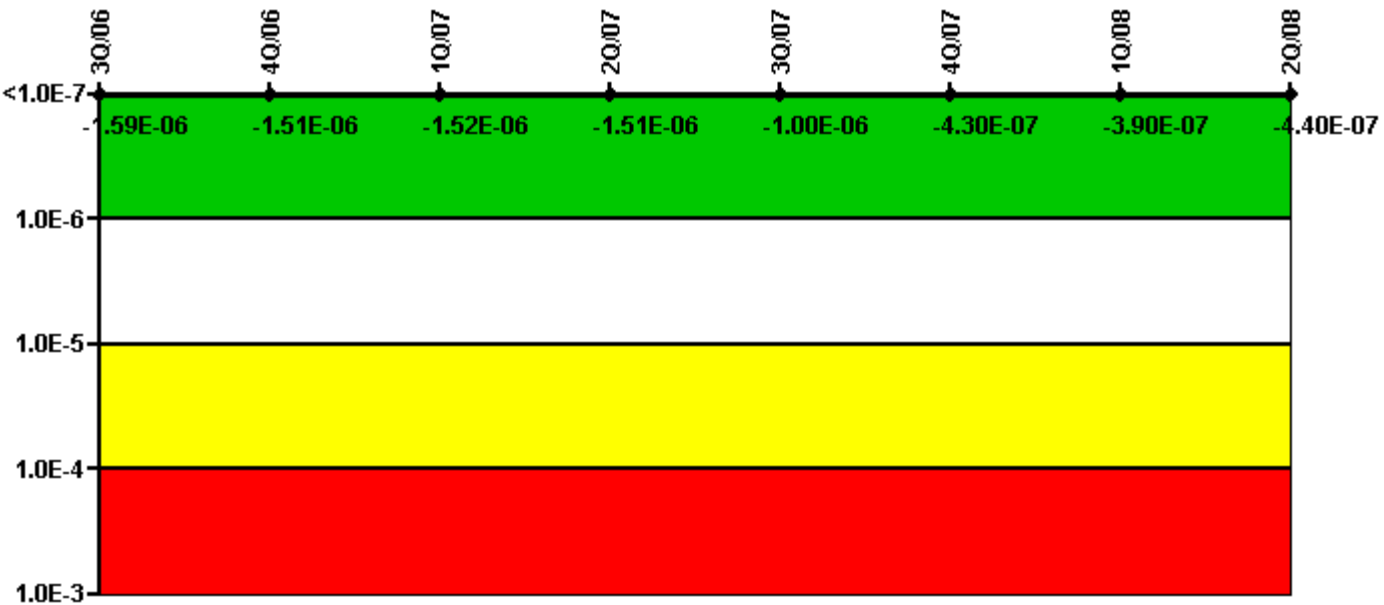
Thresholds: White > 1.00E-6 Yellow > 1.00E-5 Red > 1.00E-4

Notes

Mitigating Systems Performance Index, Emergency AC Power System	3Q/06	4Q/06	1Q/07	2Q/07	3Q/07	4Q/07	1Q/08	2Q/08
UAI (ΔCDF)	-2.60E-07	-2.20E-07	-2.40E-08	-5.70E-08	-2.50E-07	-1.20E-07	-1.10E-07	-1.10E-07
URI (ΔCDF)	-3.80E-06	-3.90E-06	-4.00E-06	-4.10E-06	-4.00E-06	-1.60E-06	-1.60E-06	-1.50E-06
PLE	NO	NO	NO	NO	NO	NO	NO	NO
Indicator value	-4.06E-06	-4.12E-06	-4.02E-06	-4.16E-06	-4.25E-06	-1.72E-06	-1.71E-06	-1.61E-06

Licensee Comments: none

Mitigating Systems Performance Index, High Pressure Injection System



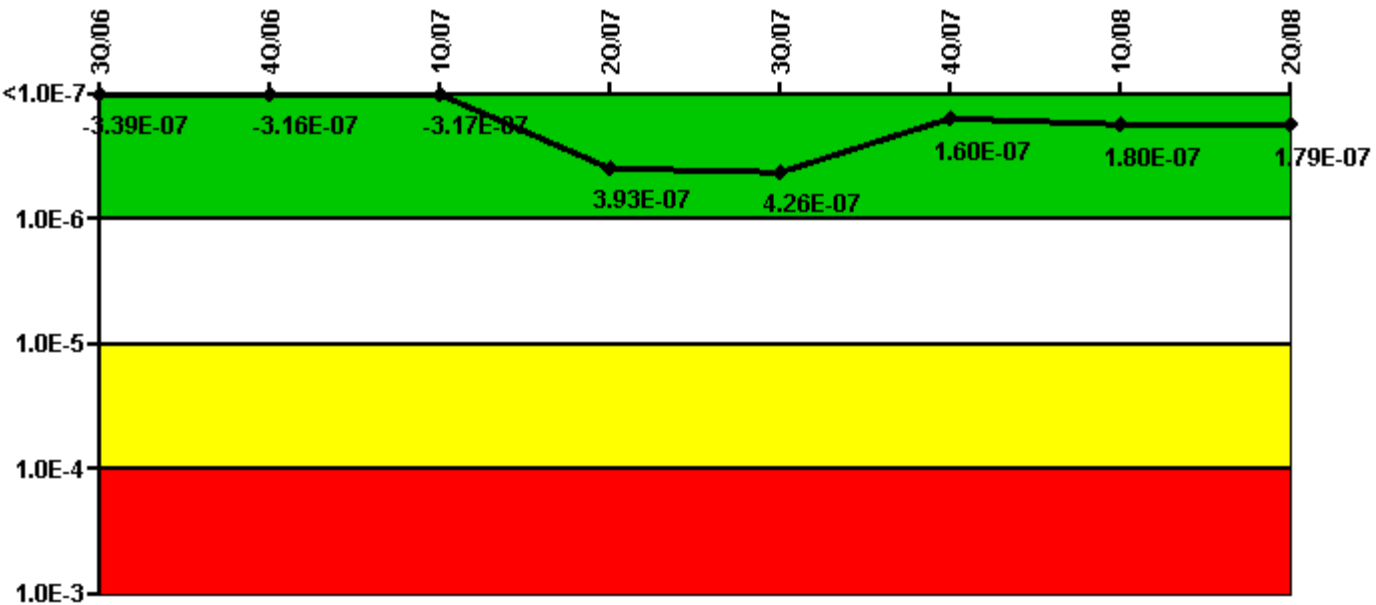
Thresholds: White $> 1.00E-6$ Yellow $> 1.00E-5$ Red $> 1.00E-4$

Notes

Mitigating Systems Performance Index, High Pressure Injection System	3Q/06	4Q/06	1Q/07	2Q/07	3Q/07	4Q/07	1Q/08	2Q/08
UAI (Δ CDF)	-5.90E-07	-5.10E-07	-5.20E-07	-5.10E-07	-3.30E-07	-1.40E-07	-1.40E-07	-1.40E-07
URI (Δ CDF)	-1.00E-06	-1.00E-06	-1.00E-06	-1.00E-06	-6.70E-07	-2.90E-07	-2.50E-07	-3.00E-07
PLE	NO	NO	NO	NO	NO	NO	NO	NO
Indicator value	-1.59E-06	-1.51E-06	-1.52E-06	-1.51E-06	-1.00E-06	-4.30E-07	-3.90E-07	-4.40E-07

Licensee Comments: none

Mitigating Systems Performance Index, Heat Removal System



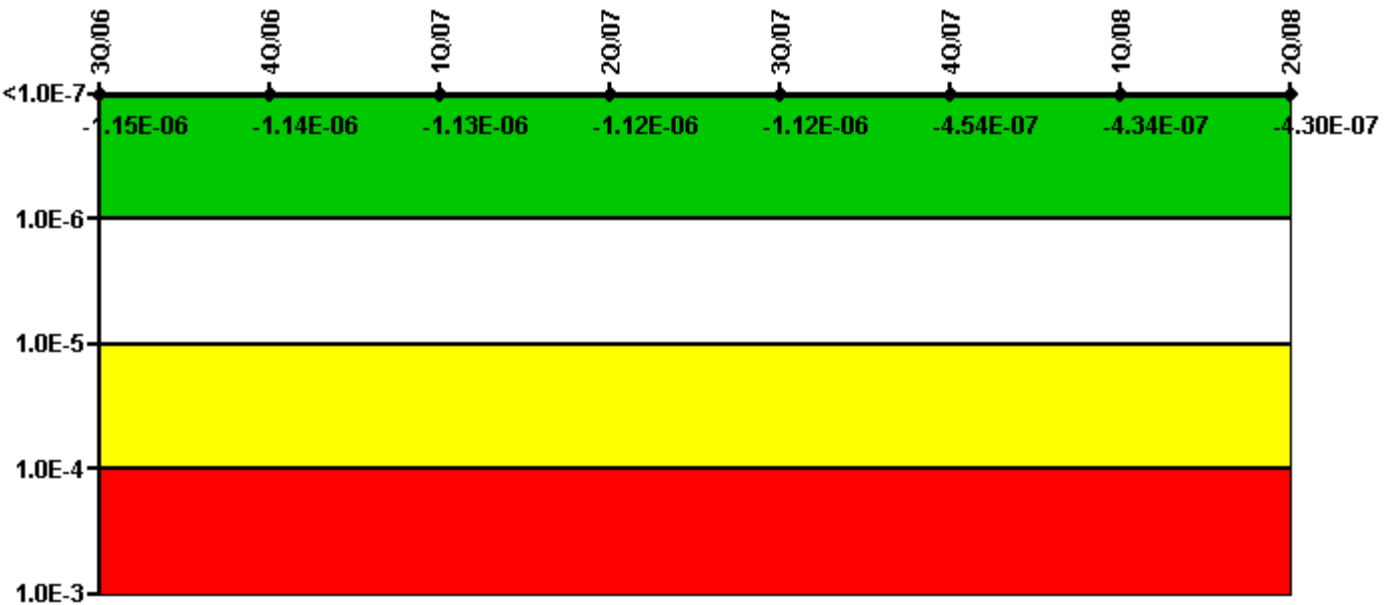
Thresholds: White > 1.00E-6 Yellow > 1.00E-5 Red > 1.00E-4

Notes

Mitigating Systems Performance Index, Heat Removal System	3Q/06	4Q/06	1Q/07	2Q/07	3Q/07	4Q/07	1Q/08	2Q/08
UAI (Δ CDF)	-9.90E-08	-7.60E-08	-7.70E-08	-7.70E-08	-4.40E-08	-2.00E-08	-2.00E-08	-2.10E-08
URI (Δ CDF)	-2.40E-07	-2.40E-07	-2.40E-07	4.70E-07	4.70E-07	1.80E-07	2.00E-07	2.00E-07
PLE	NO	NO	NO	NO	NO	NO	NO	NO
Indicator value	-3.39E-07	-3.16E-07	-3.17E-07	3.93E-07	4.26E-07	1.60E-07	1.80E-07	1.79E-07

Licensee Comments: none

Mitigating Systems Performance Index, Residual Heat Removal System



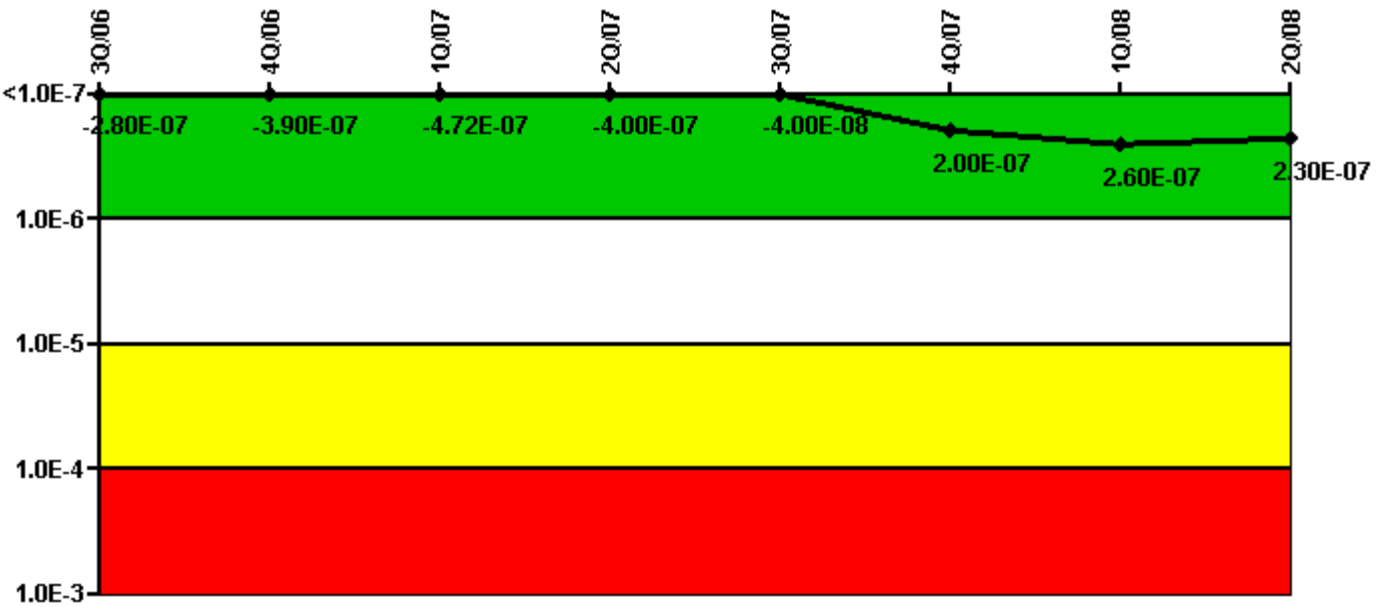
Thresholds: White > 1.00E-6 Yellow > 1.00E-5 Red > 1.00E-4

Notes

Mitigating Systems Performance Index, Residual Heat Removal System	3Q/06	4Q/06	1Q/07	2Q/07	3Q/07	4Q/07	1Q/08	2Q/08
UAI (Δ CDF)	-2.00E-07	-2.10E-07	-2.10E-07	-2.10E-07	-2.10E-07	-8.40E-08	-8.40E-08	-9.00E-08
URI (Δ CDF)	-9.50E-07	-9.30E-07	-9.20E-07	-9.10E-07	-9.10E-07	-3.70E-07	-3.50E-07	-3.40E-07
PLE	NO	NO	NO	NO	NO	NO	NO	NO
Indicator value	-1.15E-06	-1.14E-06	-1.13E-06	-1.12E-06	-1.12E-06	-4.54E-07	-4.34E-07	-4.30E-07

Licensee Comments: none

Mitigating Systems Performance Index, Cooling Water Systems



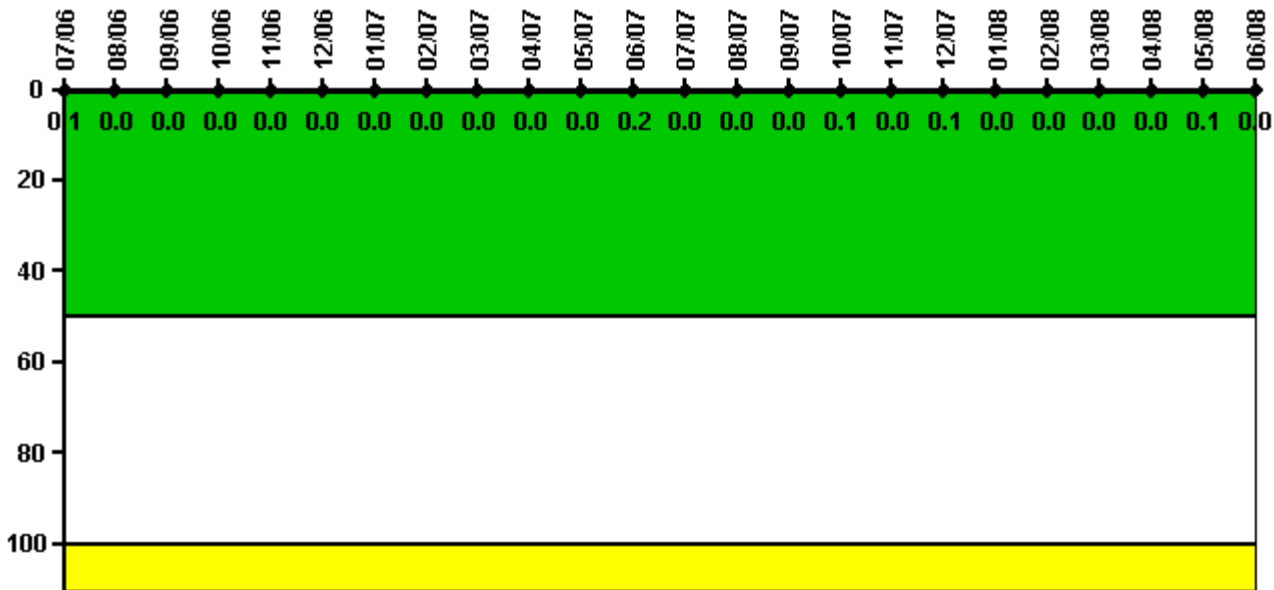
Thresholds: White > 1.00E-6 Yellow > 1.00E-5 Red > 1.00E-4

Notes

Mitigating Systems Performance Index, Cooling Water Systems	3Q/06	4Q/06	1Q/07	2Q/07	3Q/07	4Q/07	1Q/08	2Q/08
UAI (ΔCDF)	1.50E-07	4.00E-08	-3.20E-08	1.60E-07	6.60E-07	4.90E-07	5.60E-07	5.20E-07
URI (ΔCDF)	-4.30E-07	-4.30E-07	-4.40E-07	-5.60E-07	-7.00E-07	-2.90E-07	-3.00E-07	-2.90E-07
PLE	NO	NO	NO	NO	NO	NO	NO	NO
Indicator value	-2.80E-07	-3.90E-07	-4.72E-07	-4.00E-07	-4.00E-08	2.00E-07	2.60E-07	2.30E-07

Licensee Comments: none

Reactor Coolant System Activity



Thresholds: White > 50.0 Yellow > 100.0

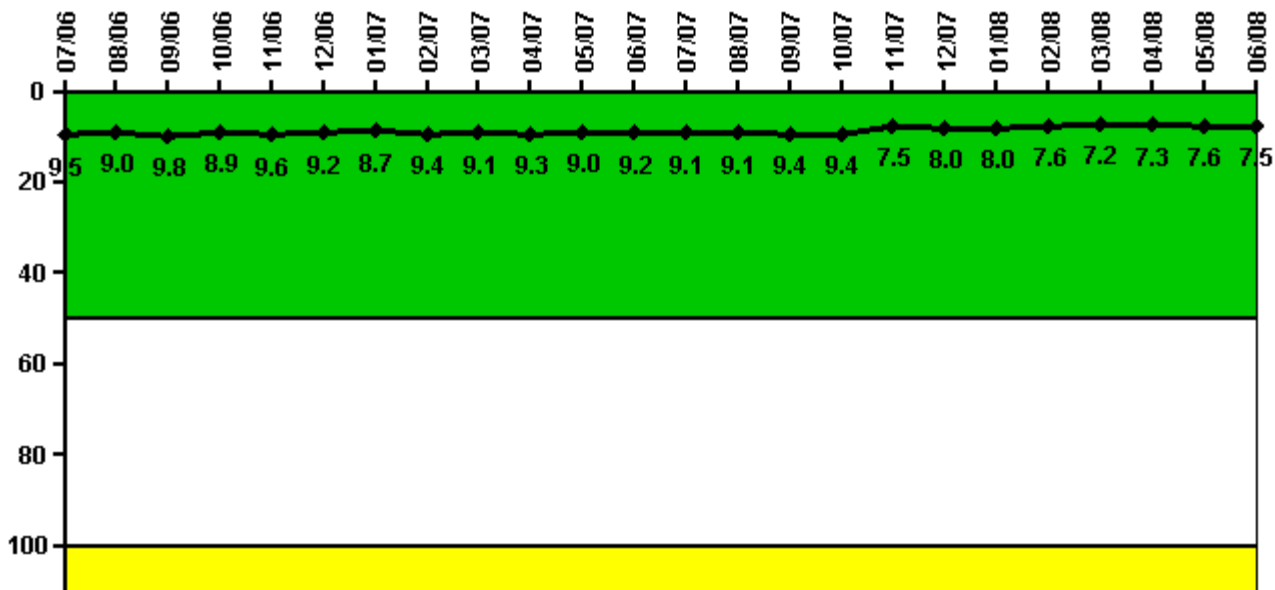
Notes

Reactor Coolant System Activity	7/06	8/06	9/06	10/06	11/06	12/06	1/07	2/07	3/07	4/07	5/07	6/07
Maximum activity	0.000106	0.000051	0.000050	0.000048	0.000048	0.000046	0.000044	0.000050	0.000049	0.000083	0.000055	0.000406
Technical specification limit	0.2	0.2	0.2	0.2	0.2	0.2	0.2	0.2	0.2	0.2	0.2	0.2
Indicator value	0.1	0	0	0	0	0	0	0	0	0	0	0.2

Reactor Coolant System Activity	7/07	8/07	9/07	10/07	11/07	12/07	1/08	2/08	3/08	4/08	5/08	6/08
Maximum activity	0.000094	0.000064	0.000074	0.000143	0.000069	0.000101	0.000068	0.000061	0.000074	0.000075	0.000116	0.000076
Technical specification limit	0.2	0.2	0.2	0.2	0.2	0.2	0.2	0.2	0.2	0.2	0.2	0.2
Indicator value	0	0	0	0.1	0	0.1	0	0	0	0	0.1	0

Licensee Comments: none

Reactor Coolant System Leakage



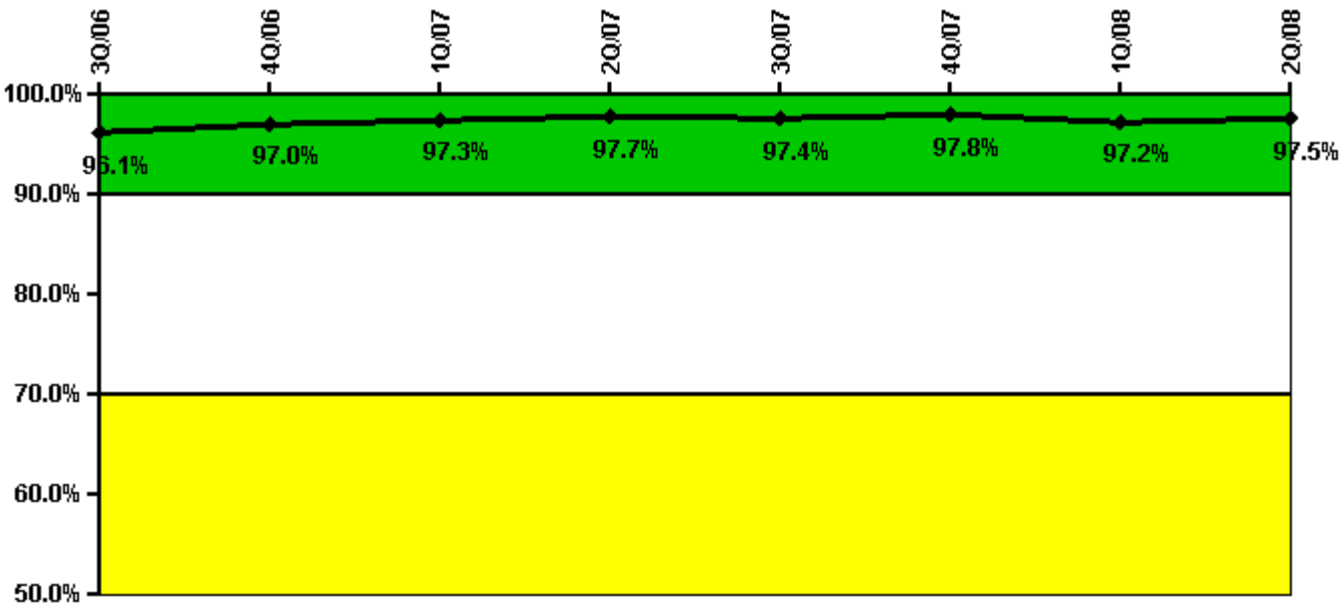
Thresholds: White > 50.0 Yellow > 100.0

Notes

Reactor Coolant System Leakage	7/06	8/06	9/06	10/06	11/06	12/06	1/07	2/07	3/07	4/07	5/07	6/07
Maximum leakage	2.370	2.260	2.440	2.220	2.410	2.300	2.177	2.350	2.270	2.327	2.240	2.300
Technical specification limit	25.0	25.0	25.0	25.0	25.0	25.0	25.0	25.0	25.0	25.0	25.0	25.0
Indicator value	9.5	9.0	9.8	8.9	9.6	9.2	8.7	9.4	9.1	9.3	9.0	9.2
Reactor Coolant System Leakage	7/07	8/07	9/07	10/07	11/07	12/07	1/08	2/08	3/08	4/08	5/08	6/08
Maximum leakage	2.287	2.277	2.360	2.360	1.870	2.010	1.990	1.890	1.800	1.820	1.900	1.880
Technical specification limit	25.0	25.0	25.0	25.0	25.0	25.0	25.0	25.0	25.0	25.0	25.0	25.0
Indicator value	9.1	9.1	9.4	9.4	7.5	8.0	8.0	7.6	7.2	7.3	7.6	7.5

Licensee Comments: none

Drill/Exercise Performance



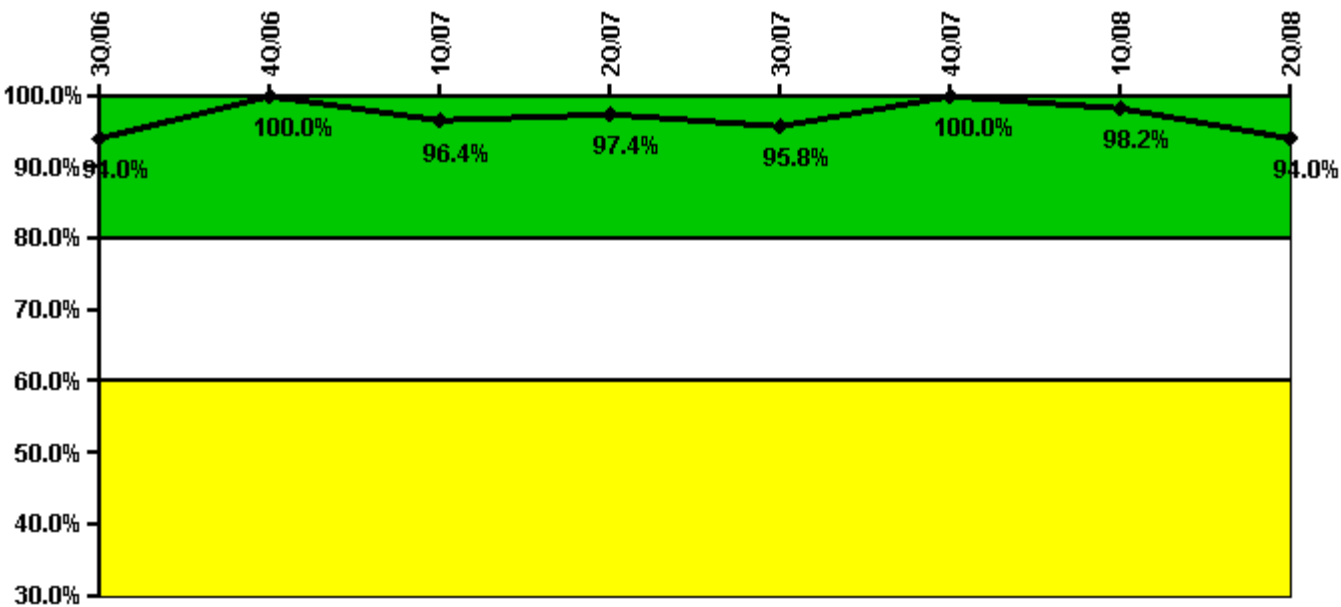
Thresholds: White < 90.0% Yellow < 70.0%

Notes

Drill/Exercise Performance	3Q/06	4Q/06	1Q/07	2Q/07	3Q/07	4Q/07	1Q/08	2Q/08
Successful opportunities	54.0	88.0	24.0	20.0	50.0	47.0	32.0	35.0
Total opportunities	54.0	91.0	24.0	20.0	52.0	48.0	34.0	36.0
Indicator value	96.1%	97.0%	97.3%	97.7%	97.4%	97.8%	97.2%	97.5%

Licensee Comments: none

ERO Drill Participation



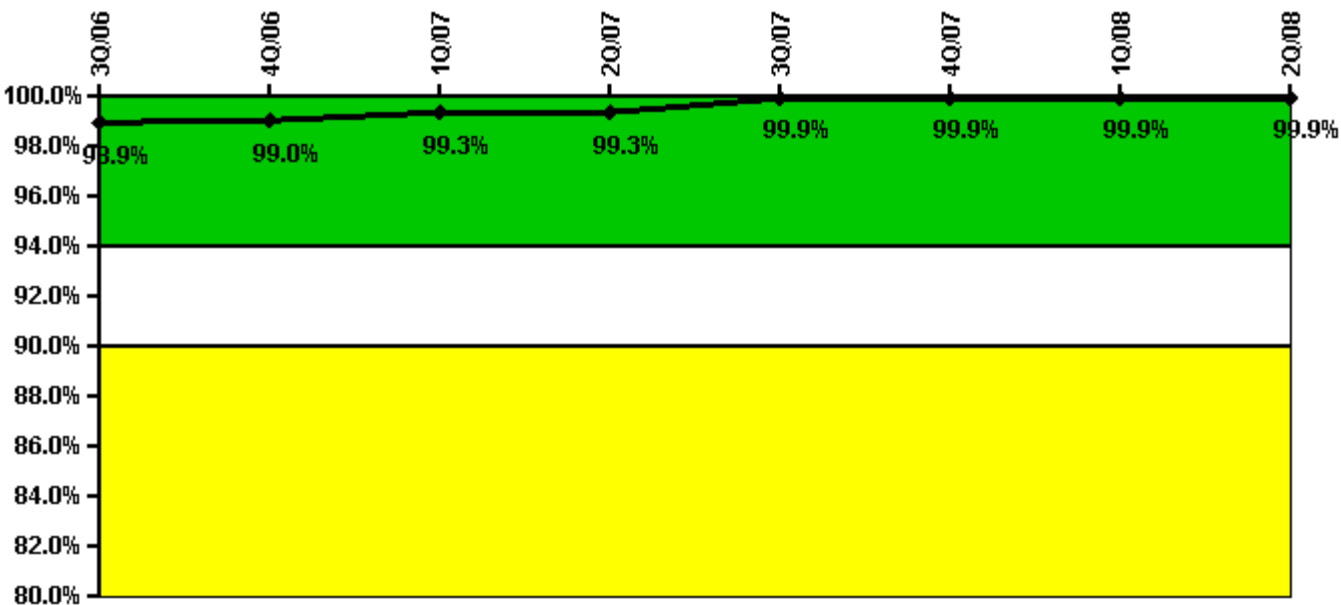
Thresholds: White < 80.0% Yellow < 60.0%

Notes

ERO Drill Participation	3Q/06	4Q/06	1Q/07	2Q/07	3Q/07	4Q/07	1Q/08	2Q/08
Participating Key personnel	110.0	112.0	106.0	113.0	113.0	115.0	109.0	109.0
Total Key personnel	117.0	112.0	110.0	116.0	118.0	115.0	111.0	116.0
Indicator value	94.0%	100.0%	96.4%	97.4%	95.8%	100.0%	98.2%	94.0%

Licensee Comments: none

Alert & Notification System



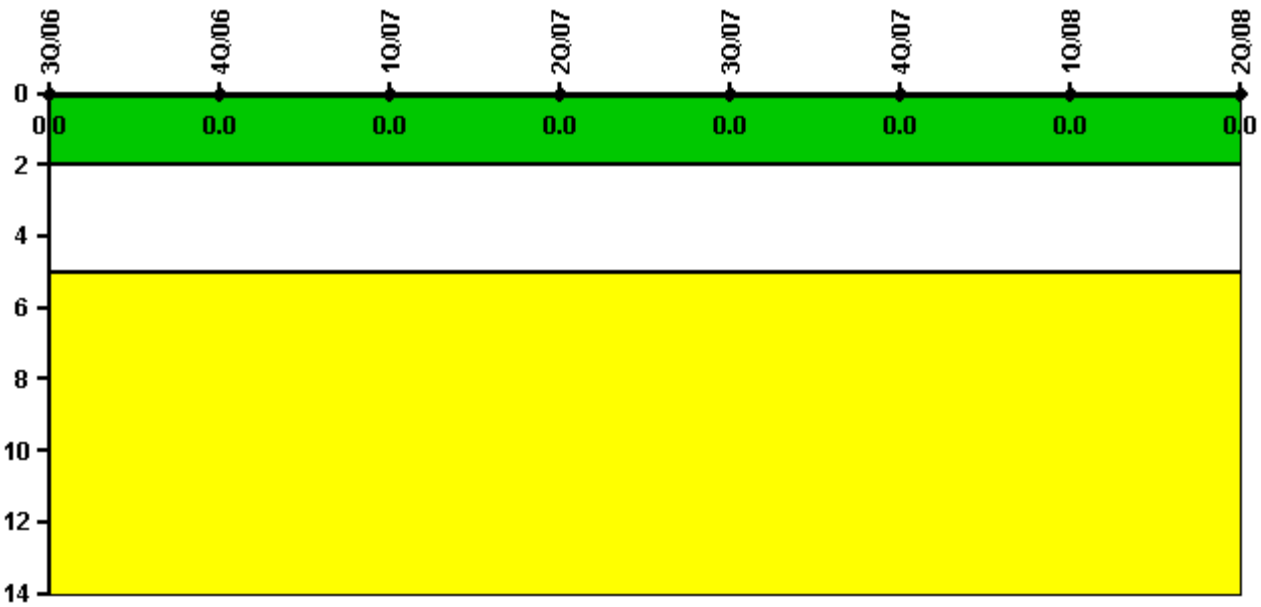
Thresholds: White < 94.0% Yellow < 90.0%

Notes

Alert & Notification System	3Q/06	4Q/06	1Q/07	2Q/07	3Q/07	4Q/07	1Q/08	2Q/08
Successful siren-tests	485	496	497	497	496	497	497	497
Total sirens-tests	497	497	497	497	497	497	497	497
Indicator value	98.9%	99.0%	99.3%	99.3%	99.9%	99.9%	99.9%	99.9%

Licensee Comments: none

Occupational Exposure Control Effectiveness



Thresholds: White > 2.0 Yellow > 5.0

Notes

Occupational Exposure Control Effectiveness	3Q/06	4Q/06	1Q/07	2Q/07	3Q/07	4Q/07	1Q/08	2Q/08
High radiation area occurrences	0	0	0	0	0	0	0	0
Very high radiation area occurrences	0	0	0	0	0	0	0	0
Unintended exposure occurrences	0	0	0	0	0	0	0	0
Indicator value	0	0	0	0	0	0	0	0

Licensee Comments: none

RETS/ODCM Radiological Effluent



Thresholds: White > 1.0 Yellow > 3.0

Notes

RETS/ODCM Radiological Effluent	3Q/06	4Q/06	1Q/07	2Q/07	3Q/07	4Q/07	1Q/08	2Q/08
RETS/ODCM occurrences	0	0	0	0	0	0	0	0
Indicator value	0	0	0	0	0	0	0	0

Licensee Comments: none

[Physical Protection](#) information not publicly available.

▲ [Action Matrix Summary](#) | [Inspection Findings Summary](#) | [PI Summary](#) | [Reactor Oversight Process](#)

Last Modified: August 4, 2008