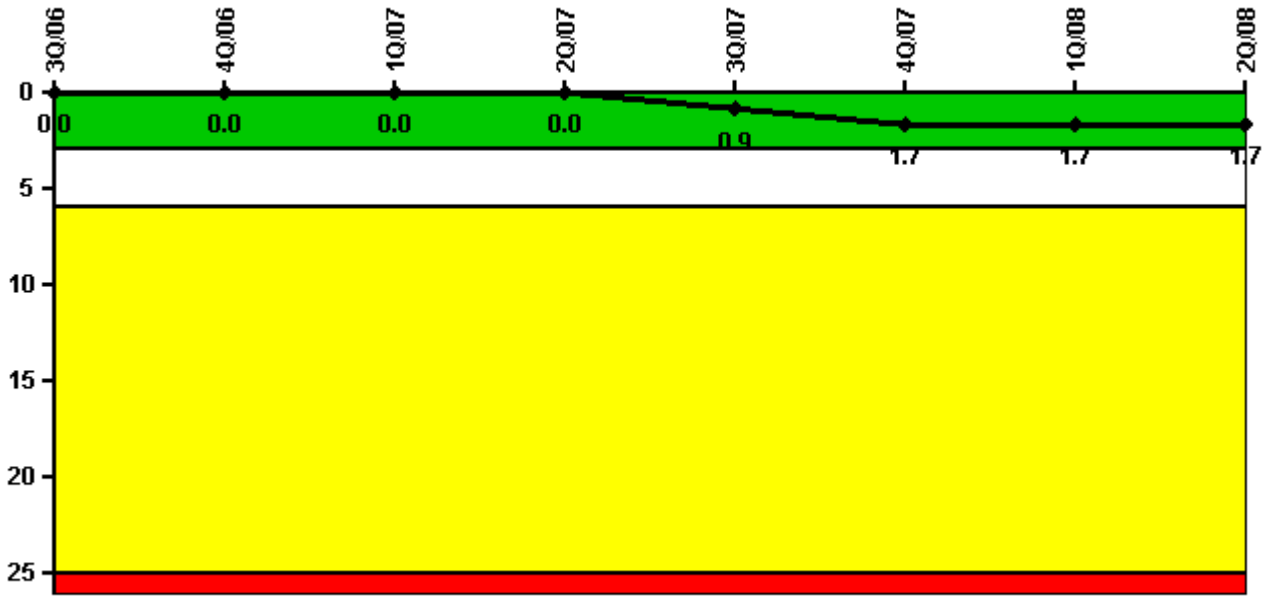


FitzPatrick

2Q/2008 Performance Indicators

Licensee's General Comments: none

Unplanned Scrams per 7000 Critical Hrs



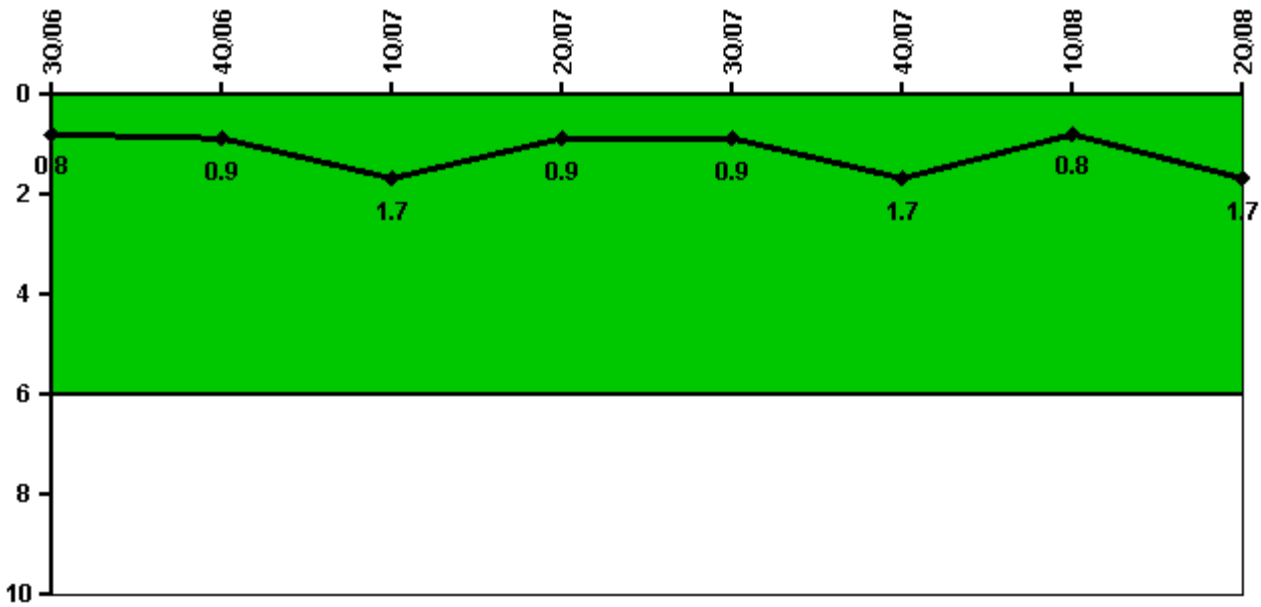
Thresholds: White > 3.0 Yellow > 6.0 Red > 25.0

Notes

Unplanned Scrams per 7000 Critical Hrs	3Q/06	4Q/06	1Q/07	2Q/07	3Q/07	4Q/07	1Q/08	2Q/08
Unplanned scrams	0	0	0	0	1.0	1.0	0	0
Critical hours	2208.0	1588.7	2159.0	2184.0	2119.6	1952.6	2183.0	2145.5
Indicator value	0	0	0	0	0.9	1.7	1.7	1.7

Licensee Comments: none

Unplanned Power Changes per 7000 Critical Hrs



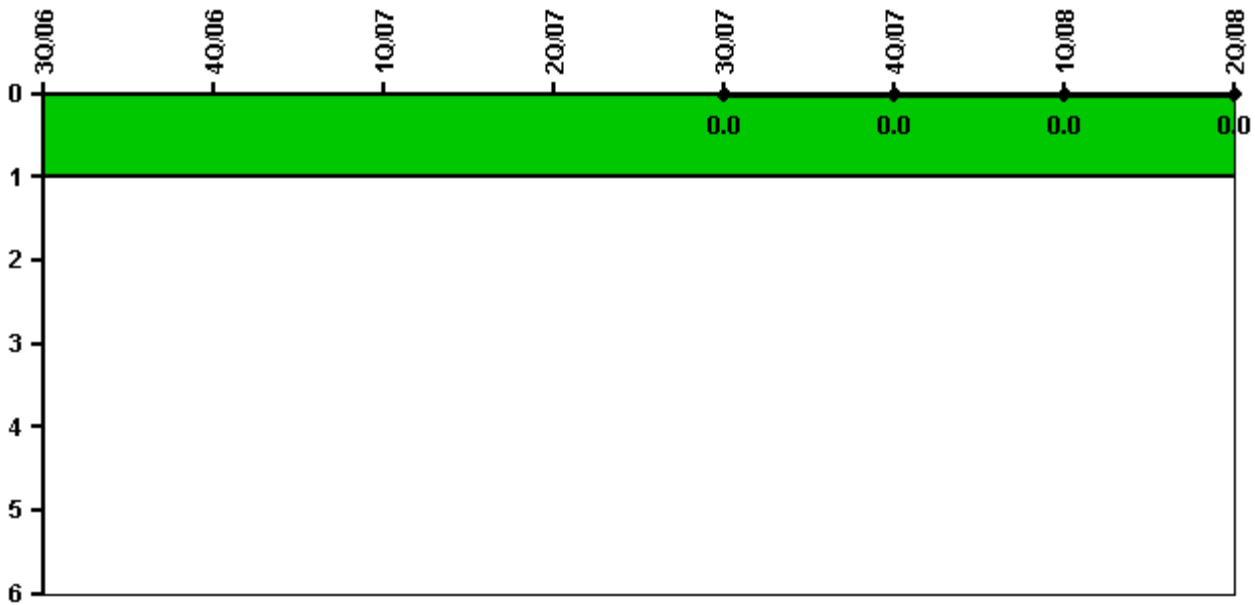
Thresholds: White > 6.0

Notes

Unplanned Power Changes per 7000 Critical Hrs	3Q/06	4Q/06	1Q/07	2Q/07	3Q/07	4Q/07	1Q/08	2Q/08
Unplanned power changes	0	0	1.0	0	0	1.0	0	1.0
Critical hours	2208.0	1588.7	2159.0	2184.0	2119.6	1952.6	2183.0	2145.5
Indicator value	0.8	0.9	1.7	0.9	0.9	1.7	0.8	1.7

Licensee Comments: none

Unplanned Scrams with Complications



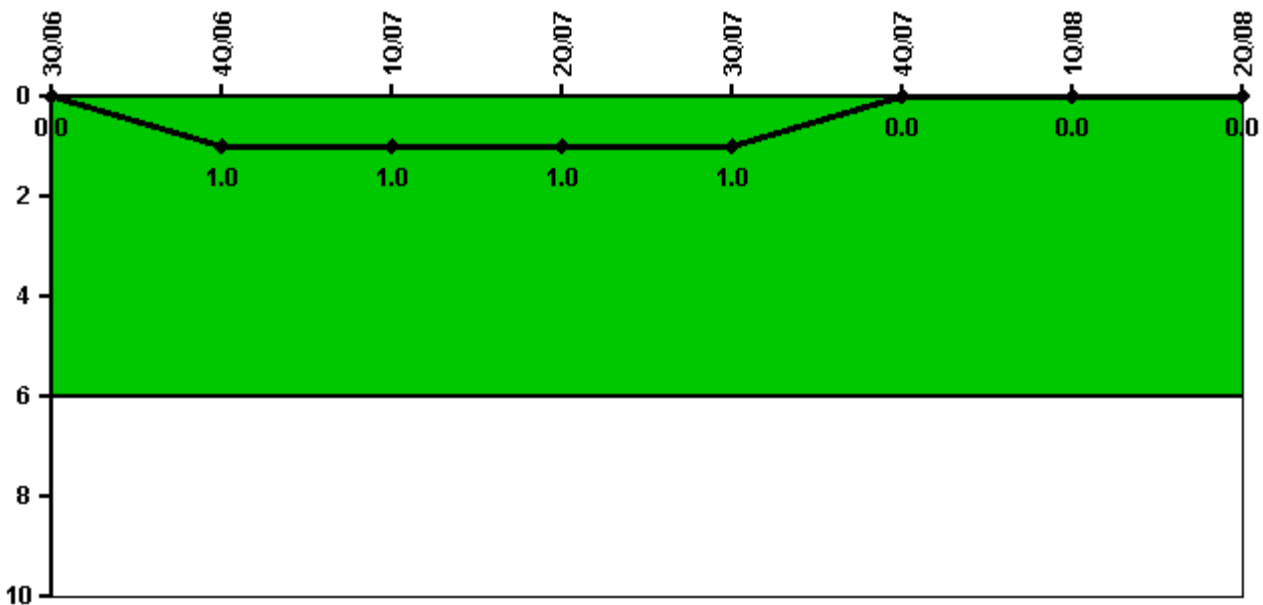
Thresholds: White > 1.0

Notes

Unplanned Scrams with Complications	3Q/06	4Q/06	1Q/07	2Q/07	3Q/07	4Q/07	1Q/08	2Q/08
Scrams with complications		0	0	0	0	0	0	0
Indicator value					0.0	0.0	0.0	0.0

Licensee Comments: none

Safety System Functional Failures (BWR)



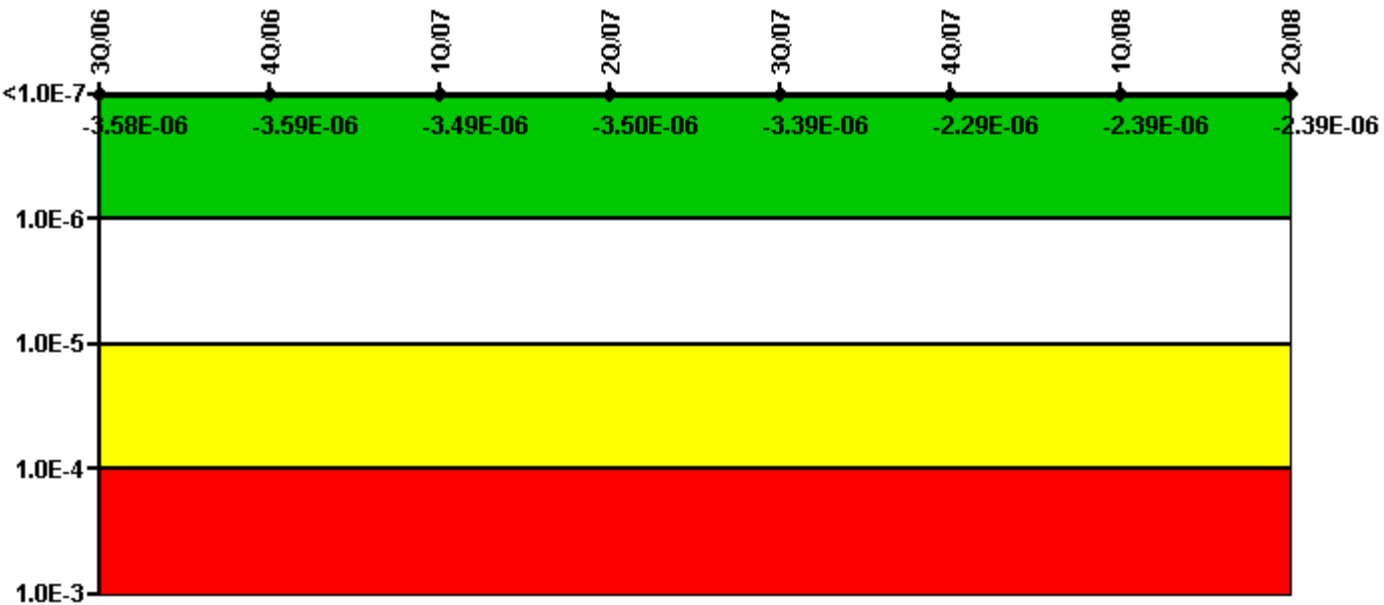
Thresholds: White > 6.0

Notes

Safety System Functional Failures (BWR)	3Q/06	4Q/06	1Q/07	2Q/07	3Q/07	4Q/07	1Q/08	2Q/08
Safety System Functional Failures	0	1	0	0	0	0	0	0
Indicator value	0	1	1	1	1	0	0	0

Licensee Comments: none

Mitigating Systems Performance Index, Emergency AC Power System



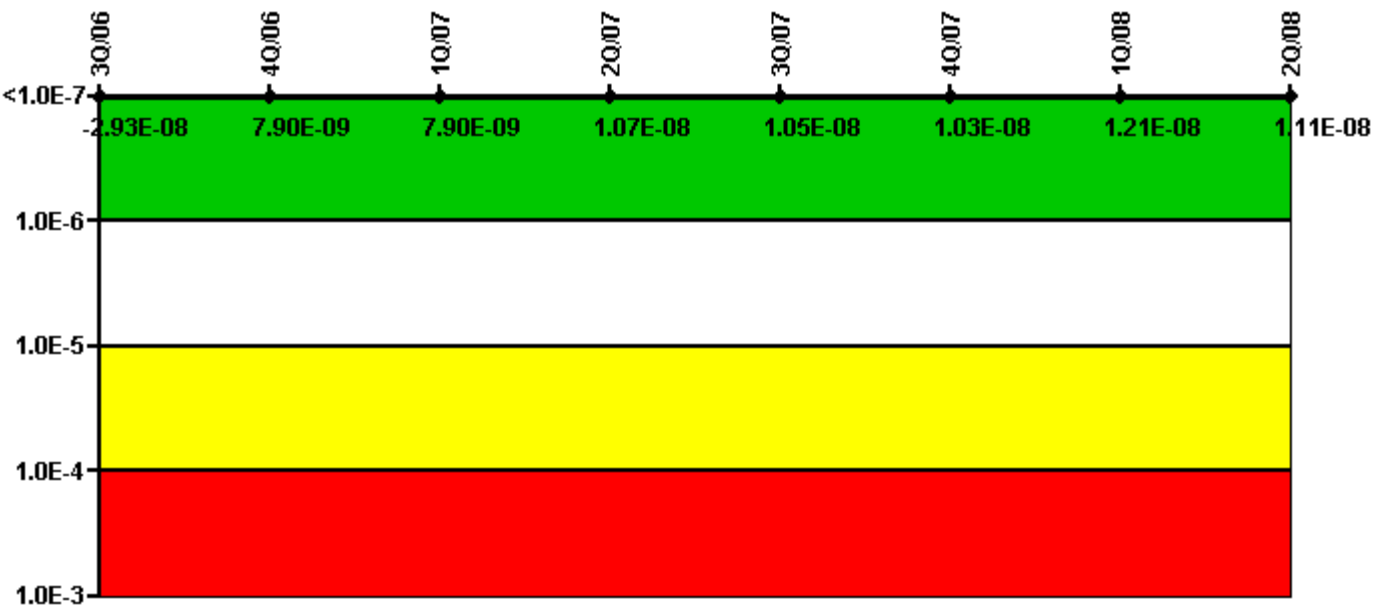
Thresholds: White > 1.00E-6 Yellow > 1.00E-5 Red > 1.00E-4

Notes

Mitigating Systems Performance Index, Emergency AC Power System	3Q/06	4Q/06	1Q/07	2Q/07	3Q/07	4Q/07	1Q/08	2Q/08
UAI (ΔCDF)	1.60E-08	1.40E-08	9.10E-09	4.40E-09	1.20E-08	1.10E-08	8.00E-09	8.30E-09
URI (ΔCDF)	-3.60E-06	-3.60E-06	-3.50E-06	-3.50E-06	-3.40E-06	-2.30E-06	-2.40E-06	-2.40E-06
PLE	NO	NO	NO	NO	NO	NO	NO	NO
Indicator value	-3.58E-06	-3.59E-06	-3.49E-06	-3.50E-06	-3.39E-06	-2.29E-06	-2.39E-06	-2.39E-06

Licensee Comments: none

Mitigating Systems Performance Index, High Pressure Injection System



Thresholds: White > 1.00E-6 Yellow > 1.00E-5 Red > 1.00E-4

Notes

Mitigating Systems Performance Index, High Pressure Injection System	3Q/06	4Q/06	1Q/07	2Q/07	3Q/07	4Q/07	1Q/08	2Q/08
UAI (Δ CDF)	-8.30E-09	-6.10E-09	-6.10E-09	-3.30E-09	-4.50E-09	-4.70E-09	-4.90E-09	-4.90E-09
URI (Δ CDF)	-2.10E-08	1.40E-08	1.40E-08	1.40E-08	1.50E-08	1.50E-08	1.70E-08	1.60E-08
PLE	NO	NO	NO	NO	NO	NO	NO	NO
Indicator value	-2.93E-08	7.90E-09	7.90E-09	1.07E-08	1.05E-08	1.03E-08	1.21E-08	1.11E-08

Licensee Comments:

4Q/07: Updated UA Hours

3Q/07: Updated UA Hours

2Q/07: Updated UA Hours


1Q/07: Updated UA hours

4Q/06: Updated UA Hours

3Q/06: Corrected UA hours

2Q/06: Corrected UA hours

Mitigating Systems Performance Index, Heat Removal System



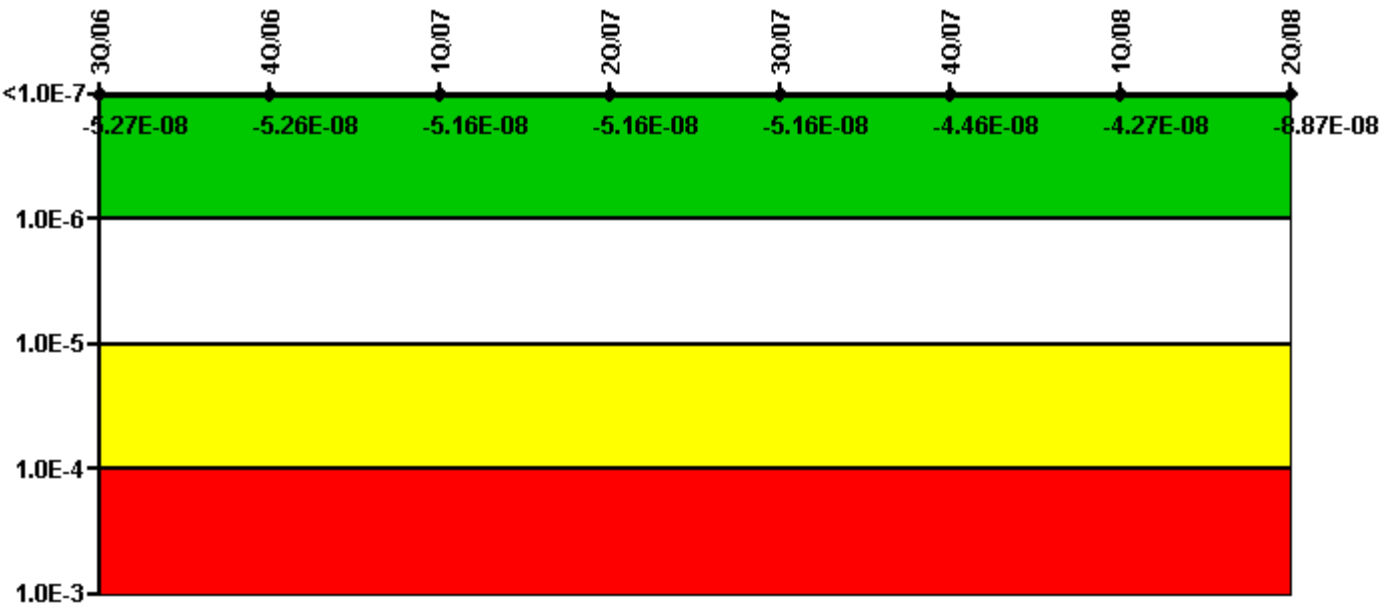
Thresholds: White > 1.00E-6 Yellow > 1.00E-5 Red > 1.00E-4

Notes

Mitigating Systems Performance Index, Heat Removal System	3Q/06	4Q/06	1Q/07	2Q/07	3Q/07	4Q/07	1Q/08	2Q/08
UAI (Δ CDF)	6.10E-09	6.50E-09	6.50E-09	6.50E-09	6.40E-09	6.30E-09	6.90E-09	6.70E-09
URI (Δ CDF)	-3.70E-08	-3.70E-08	-3.60E-08	-3.50E-08	-3.40E-08	-3.30E-08	-3.50E-08	-3.10E-08
PLE	NO	NO	NO	NO	NO	NO	NO	NO
Indicator value	-3.09E-08	-3.05E-08	-2.95E-08	-2.85E-08	-2.76E-08	-2.67E-08	-2.81E-08	-2.43E-08

Licensee Comments: none

Mitigating Systems Performance Index, Residual Heat Removal System



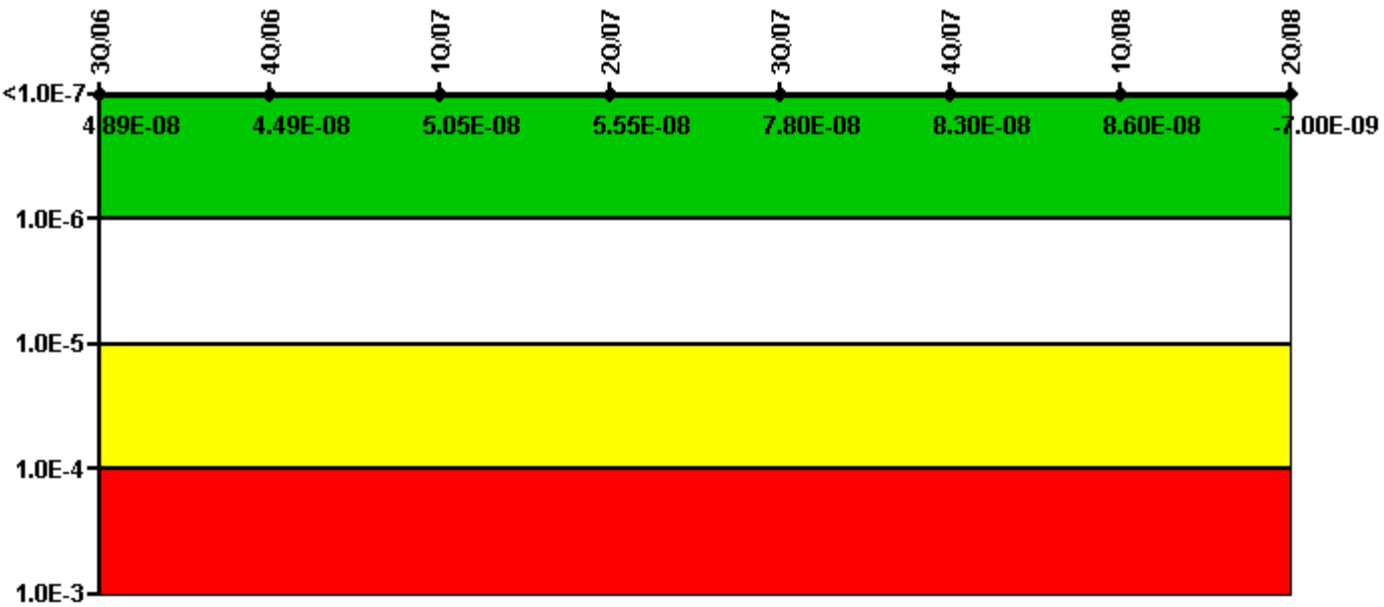
Thresholds: White > 1.00E-6 Yellow > 1.00E-5 Red > 1.00E-4

Notes

Mitigating Systems Performance Index, Residual Heat Removal System	3Q/06	4Q/06	1Q/07	2Q/07	3Q/07	4Q/07	1Q/08	2Q/08
UAI (Δ CDF)	-3.70E-09	-3.60E-09	-3.60E-09	-3.60E-09	-3.60E-09	-3.60E-09	-2.70E-09	-2.70E-09
URI (Δ CDF)	-4.90E-08	-4.90E-08	-4.80E-08	-4.80E-08	-4.80E-08	-4.10E-08	-4.00E-08	-8.60E-08
PLE	NO	NO	NO	NO	NO	NO	NO	NO
Indicator value	-5.27E-08	-5.26E-08	-5.16E-08	-5.16E-08	-5.16E-08	-4.46E-08	-4.27E-08	-8.87E-08

Licensee Comments: none

Mitigating Systems Performance Index, Cooling Water Systems




Thresholds: White > 1.00E-6 Yellow > 1.00E-5 Red > 1.00E-4

Notes

Mitigating Systems Performance Index, Cooling Water Systems	3Q/06	4Q/06	1Q/07	2Q/07	3Q/07	4Q/07	1Q/08	2Q/08
UAI (Δ CDF)	4.90E-09	4.90E-09	8.50E-09	8.50E-09	3.10E-08	3.50E-08	3.80E-08	3.70E-08
URI (Δ CDF)	4.40E-08	4.00E-08	4.20E-08	4.70E-08	4.70E-08	4.80E-08	4.80E-08	-4.40E-08
PLE	NO	NO	NO	NO	NO	NO	NO	NO
Indicator value	4.89E-08	4.49E-08	5.05E-08	5.55E-08	7.80E-08	8.30E-08	8.60E-08	-7.00E-09

Licensee Comments: none

Reactor Coolant System Activity



Thresholds: White > 50.0 Yellow > 100.0

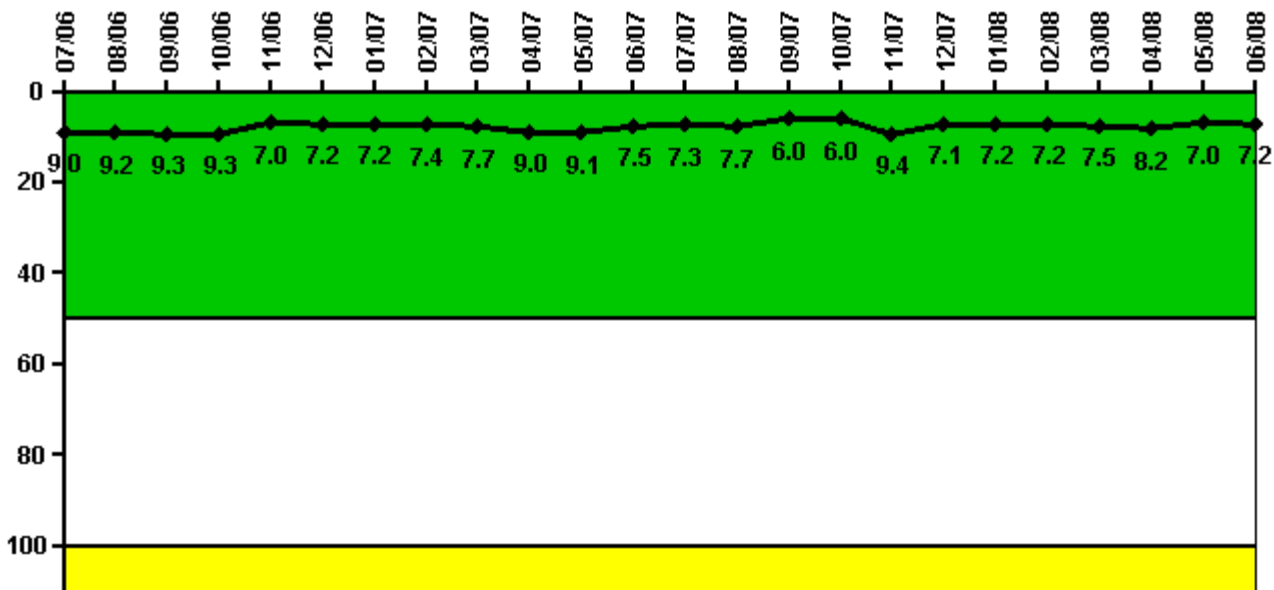
Notes

Reactor Coolant System Activity	7/06	8/06	9/06	10/06	11/06	12/06	1/07	2/07	3/07	4/07	5/07	6/07
Maximum activity	0.000250	0.000290	0.000300	0.000315	0.000173	0.000158	0.000156	0.000162	0.000158	0.000157	0.000195	0.000142
Technical specification limit	0.2	0.2	0.2	0.2	0.2	0.2	0.2	0.2	0.2	0.2	0.2	0.2
Indicator value	0.1	0.1	0.2	0.2	0.1	0.1	0.1	0.1	0.1	0.1	0.1	0.1

Reactor Coolant System Activity	7/07	8/07	9/07	10/07	11/07	12/07	1/08	2/08	3/08	4/08	5/08	6/08
Maximum activity	0.000133	0.000180	0.000167	0.000189	0.000152	0.000166	0.000136	0.000179	0.000130	0.000168	0.000143	0.000228
Technical specification limit	0.2	0.2	0.2	0.2	0.2	0.2	0.2	0.2	0.2	0.2	0.2	0.2
Indicator value	0.1	0.1	0.1	0.1	0.1	0.1	0.1	0.1	0.1	0.1	0.1	0.1

Licensee Comments: none

Reactor Coolant System Leakage



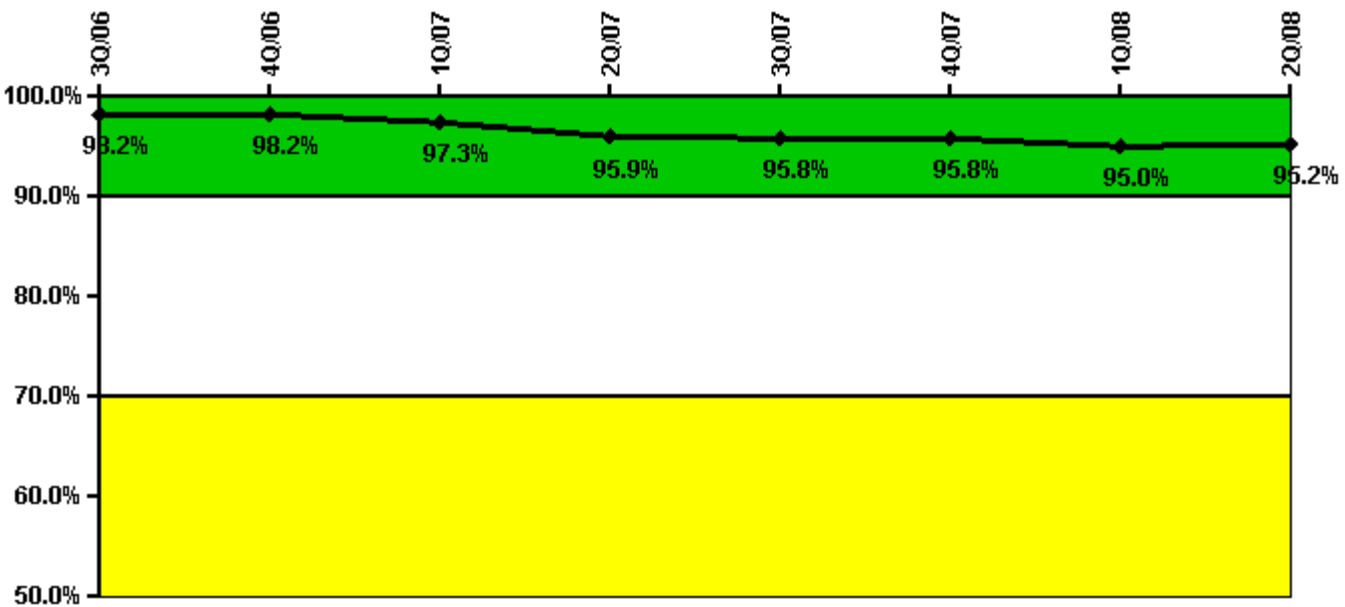
Thresholds: White > 50.0 Yellow > 100.0

Notes

Reactor Coolant System Leakage	7/06	8/06	9/06	10/06	11/06	12/06	1/07	2/07	3/07	4/07	5/07	6/07
Maximum leakage	2.260	2.290	2.330	2.320	1.760	1.790	1.790	1.850	1.930	2.250	2.280	1.870
Technical specification limit	25.0	25.0	25.0	25.0	25.0	25.0	25.0	25.0	25.0	25.0	25.0	25.0
Indicator value	9.0	9.2	9.3	9.3	7.0	7.2	7.2	7.4	7.7	9.0	9.1	7.5
Reactor Coolant System Leakage	7/07	8/07	9/07	10/07	11/07	12/07	1/08	2/08	3/08	4/08	5/08	6/08
Maximum leakage	1.820	1.920	1.490	1.510	2.350	1.780	1.790	1.800	1.880	2.040	1.740	1.800
Technical specification limit	25.0	25.0	25.0	25.0	25.0	25.0	25.0	25.0	25.0	25.0	25.0	25.0
Indicator value	7.3	7.7	6.0	6.0	9.4	7.1	7.2	7.2	7.5	8.2	7.0	7.2

Licensee Comments: none

Drill/Exercise Performance



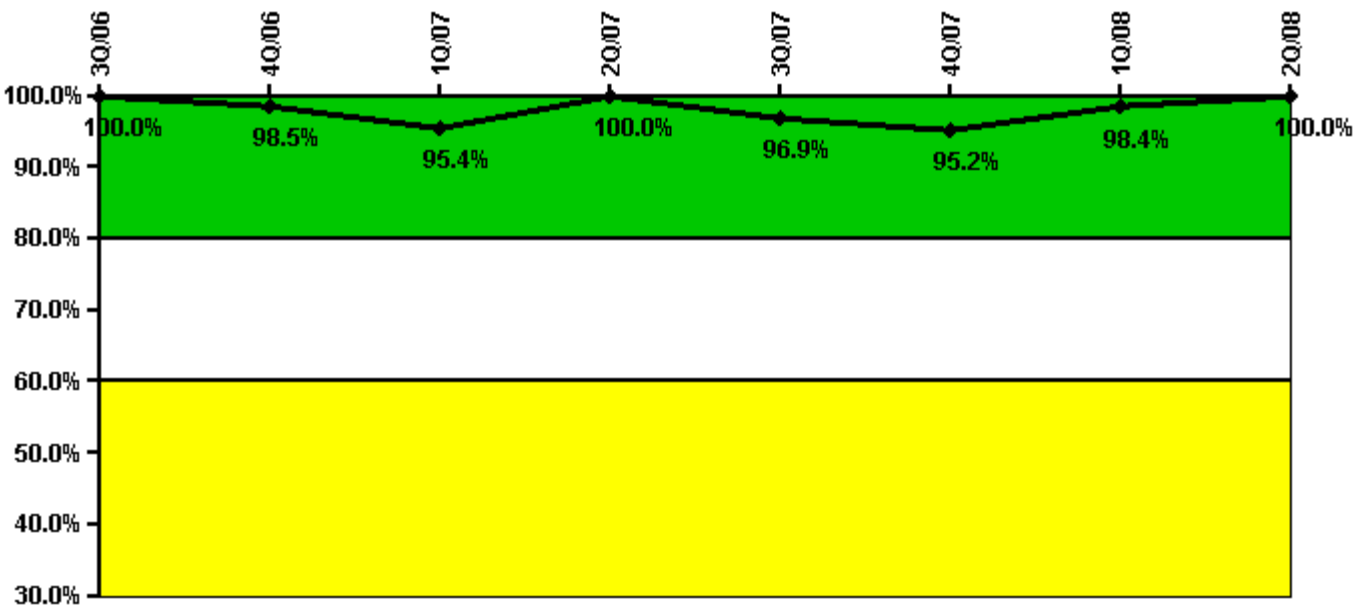
Thresholds: White < 90.0% Yellow < 70.0%

Notes

Drill/Exercise Performance	3Q/06	4Q/06	1Q/07	2Q/07	3Q/07	4Q/07	1Q/08	2Q/08
Successful opportunities	24.0	10.0	54.0	68.0	10.0	19.0	65.0	67.0
Total opportunities	25.0	10.0	57.0	73.0	10.0	20.0	70.0	68.0
Indicator value	98.2%	98.2%	97.3%	95.9%	95.8%	95.8%	95.0%	95.2%

Licensee Comments: none

ERO Drill Participation



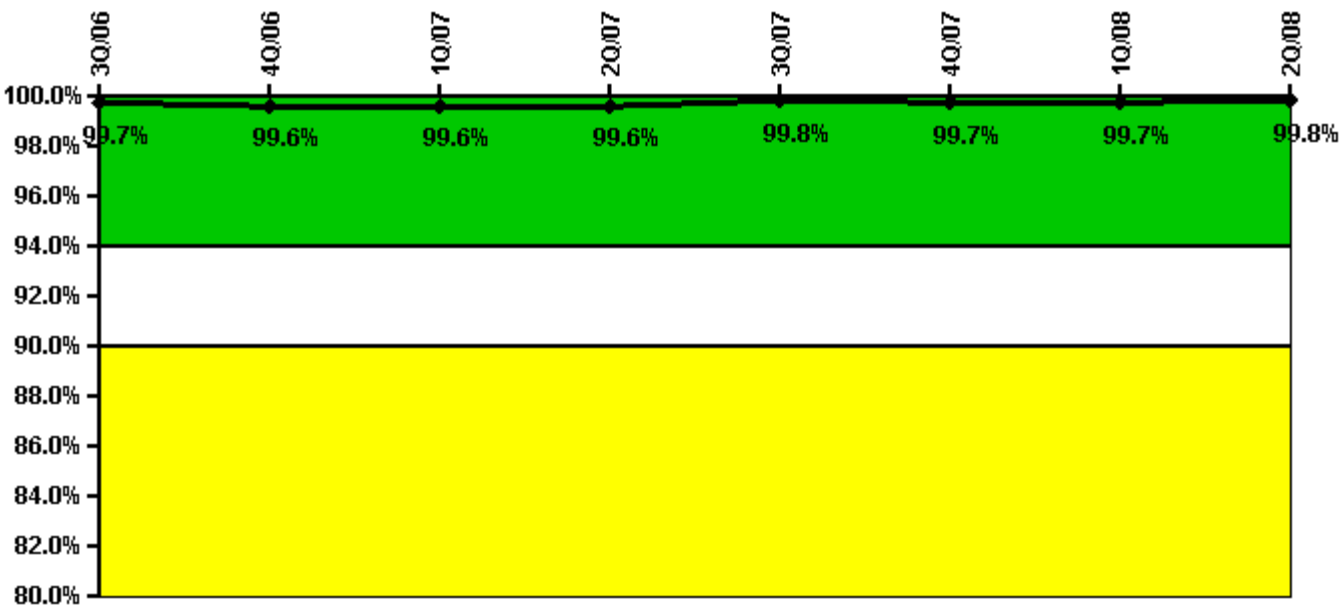
Thresholds: White < 80.0% Yellow < 60.0%

Notes

ERO Drill Participation	3Q/06	4Q/06	1Q/07	2Q/07	3Q/07	4Q/07	1Q/08	2Q/08
Participating Key personnel	58.0	66.0	62.0	60.0	62.0	59.0	60.0	62.0
Total Key personnel	58.0	67.0	65.0	60.0	64.0	62.0	61.0	62.0
Indicator value	100.0%	98.5%	95.4%	100.0%	96.9%	95.2%	98.4%	100.0%

Licensee Comments: none

Alert & Notification System



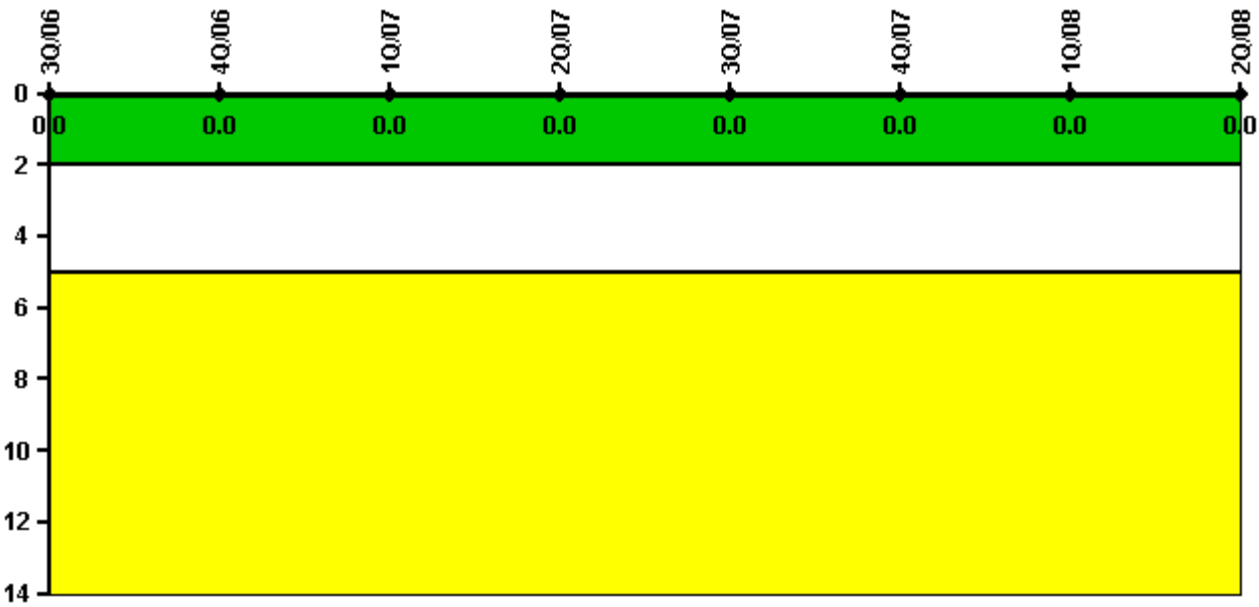
Thresholds: White < 94.0% Yellow < 90.0%

Notes

Alert & Notification System	3Q/06	4Q/06	1Q/07	2Q/07	3Q/07	4Q/07	1Q/08	2Q/08
Successful siren-tests	294	295	296	221	296	257	296	222
Total sirens-tests	296	296	296	222	296	259	296	222
Indicator value	99.7%	99.6%	99.6%	99.6%	99.8%	99.7%	99.7%	99.8%

Licensee Comments: none

Occupational Exposure Control Effectiveness



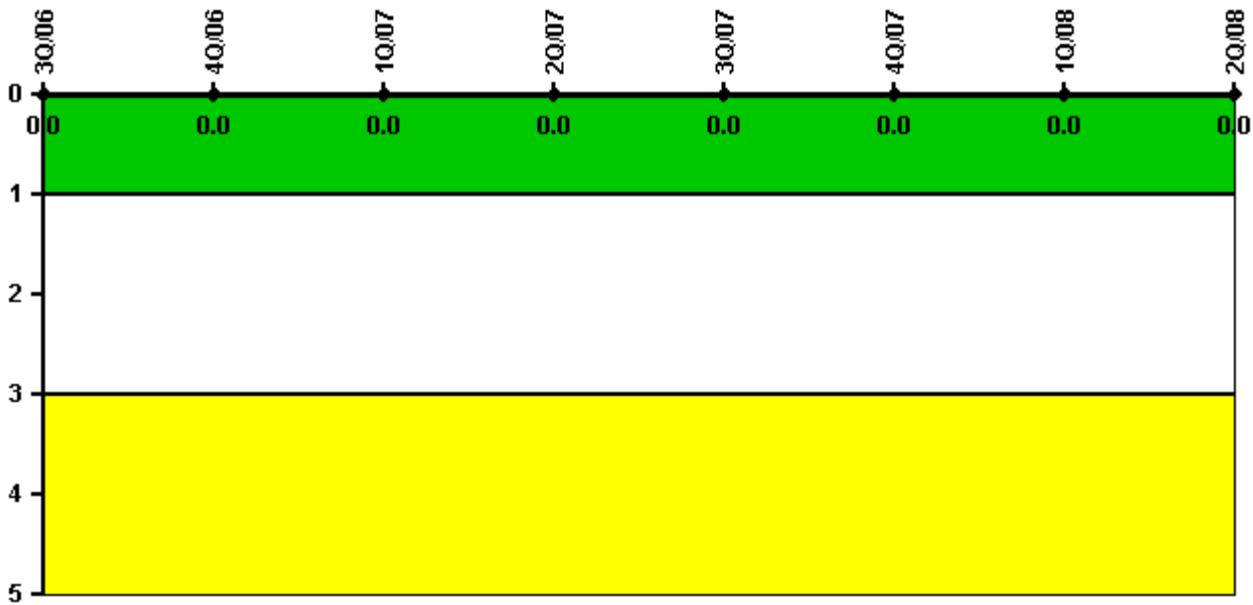
Thresholds: White > 2.0 Yellow > 5.0

Notes

Occupational Exposure Control Effectiveness	3Q/06	4Q/06	1Q/07	2Q/07	3Q/07	4Q/07	1Q/08	2Q/08
High radiation area occurrences	0	0	0	0	0	0	0	0
Very high radiation area occurrences	0	0	0	0	0	0	0	0
Unintended exposure occurrences	0	0	0	0	0	0	0	0
Indicator value	0	0	0	0	0	0	0	0

Licensee Comments: none

RETS/ODCM Radiological Effluent



Thresholds: White > 1.0 Yellow > 3.0

Notes

RETS/ODCM Radiological Effluent	3Q/06	4Q/06	1Q/07	2Q/07	3Q/07	4Q/07	1Q/08	2Q/08
RETS/ODCM occurrences	0	0	0	0	0	0	0	0
Indicator value	0	0	0	0	0	0	0	0

Licensee Comments: none

[Physical Protection](#) information not publicly available.