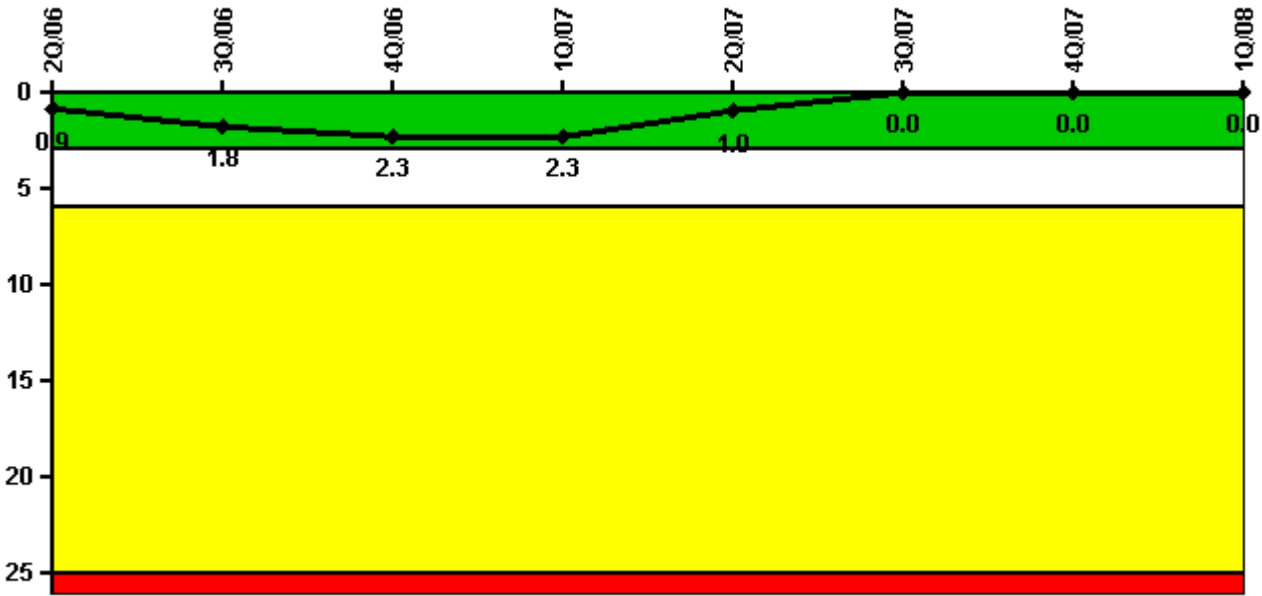


Watts Bar 1

1Q/2008 Performance Indicators

Licensee's General Comments: none

Unplanned Scrams per 7000 Critical Hrs



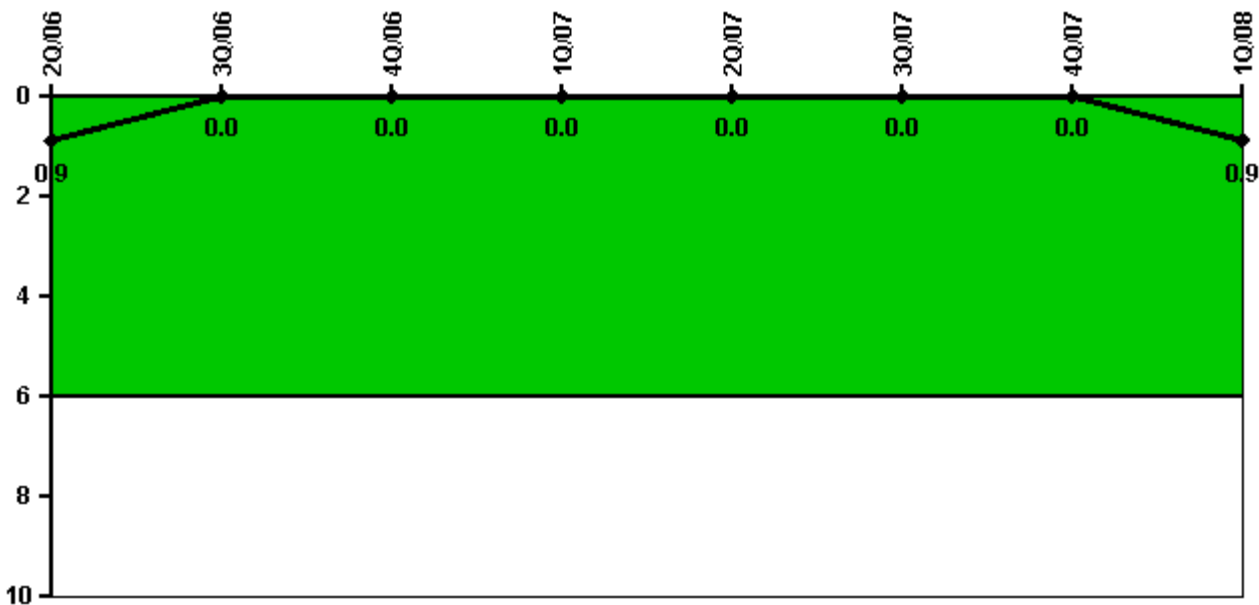
Thresholds: White > 3.0 Yellow > 6.0 Red > 25.0

Notes

Unplanned Scrams per 7000 Critical Hrs	2Q/06	3Q/06	4Q/06	1Q/07	2Q/07	3Q/07	4Q/07	1Q/08
Unplanned scrams	1.0	1.0	0	0	0	0	0	0
Critical hours	1592.1	1639.2	757.3	2159.0	2184.0	2208.0	2209.0	1164.2
Indicator value	0.9	1.8	2.3	2.3	1.0	0	0	0

Licensee Comments: none

Unplanned Power Changes per 7000 Critical Hrs



Thresholds: White > 6.0

Notes

Unplanned Power Changes per 7000 Critical Hrs	2Q/06	3Q/06	4Q/06	1Q/07	2Q/07	3Q/07	4Q/07	1Q/08
Unplanned power changes	0	0	0	0	0	0	0	1.0
Critical hours	1592.1	1639.2	757.3	2159.0	2184.0	2208.0	2209.0	1164.2
Indicator value	0.9	0	0	0	0	0	0	0.9

Licensee Comments: none

Unplanned Scrams with Complications



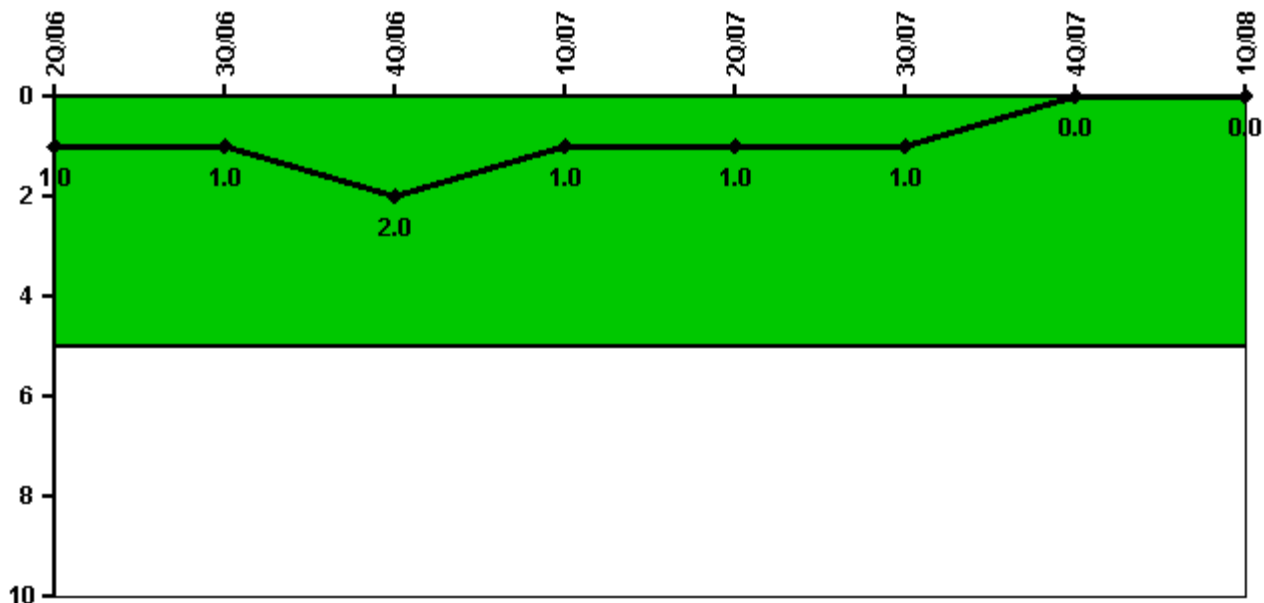
Thresholds: White > 1.0

Notes

Unplanned Scrams with Complications	2Q/06	3Q/06	4Q/06	1Q/07	2Q/07	3Q/07	4Q/07	1Q/08
Scrams with complications			0	0	0	0	0	0
Indicator value						0.0	0.0	0.0

Licensee Comments: none

Safety System Functional Failures (PWR)



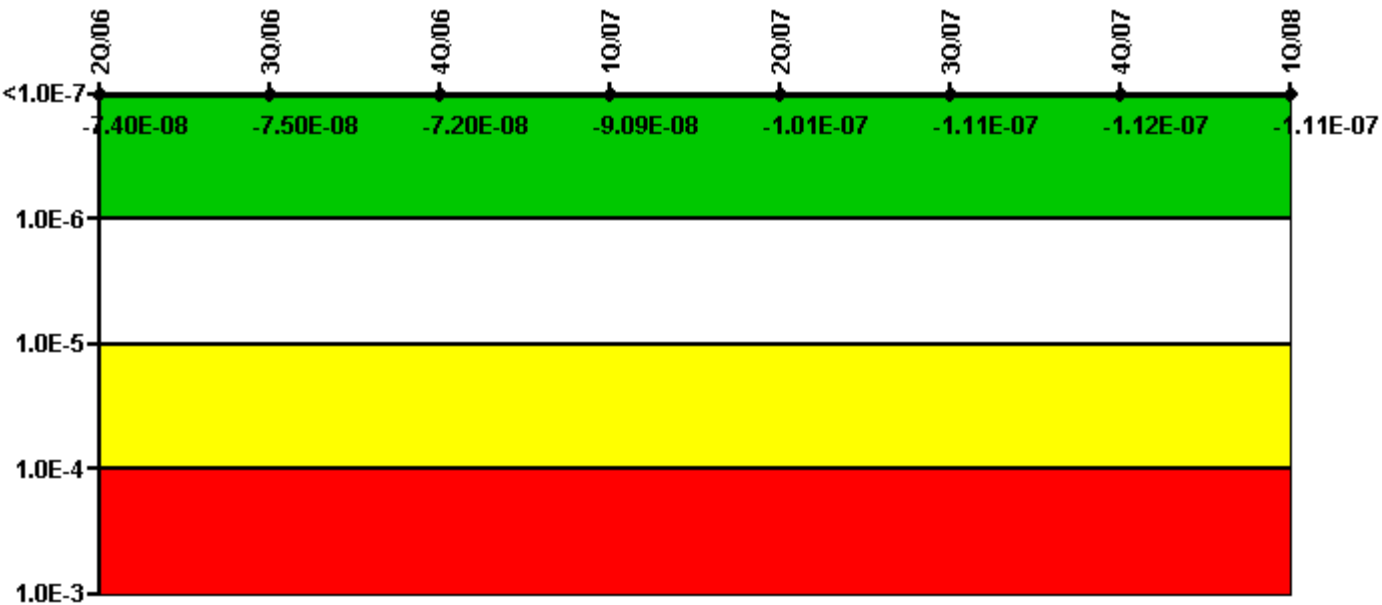
Thresholds: White > 5.0

Notes

Safety System Functional Failures (PWR)	2Q/06	3Q/06	4Q/06	1Q/07	2Q/07	3Q/07	4Q/07	1Q/08
Safety System Functional Failures	0	0	1	0	0	0	0	0
Indicator value	1	1	2	1	1	1	0	0

Licensee Comments: none

Mitigating Systems Performance Index, Emergency AC Power System



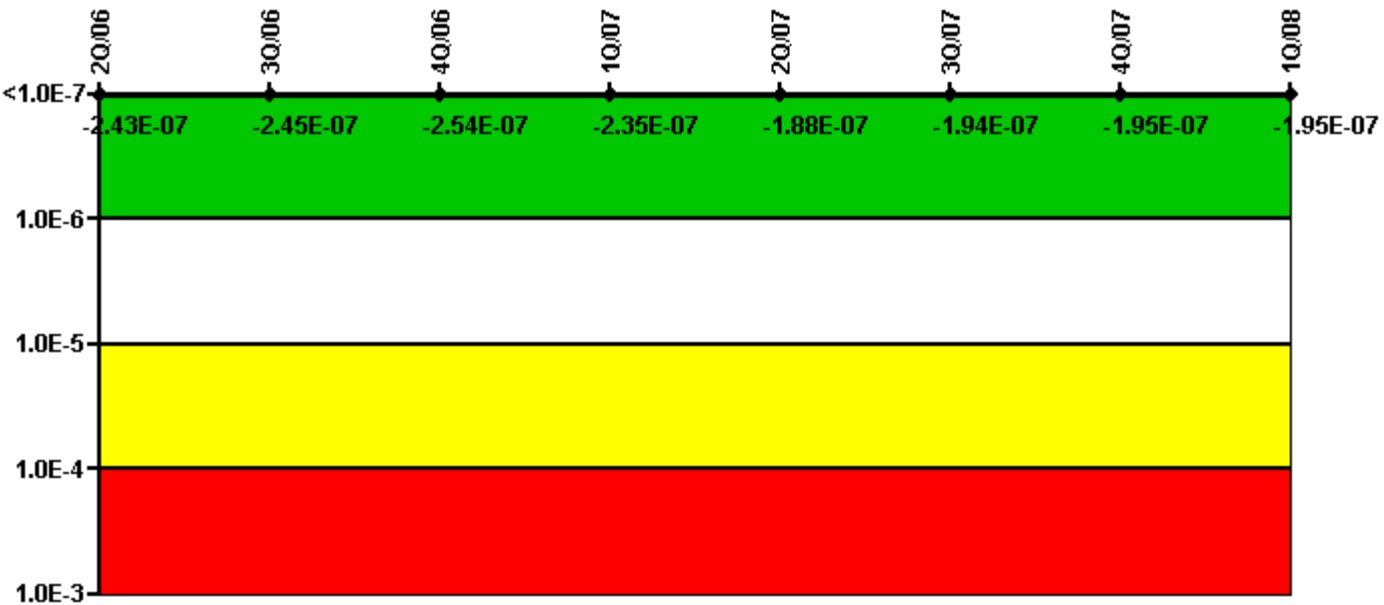
Thresholds: White > 1.00E-6 Yellow > 1.00E-5 Red > 1.00E-4

Notes

Mitigating Systems Performance Index, Emergency AC Power System	2Q/06	3Q/06	4Q/06	1Q/07	2Q/07	3Q/07	4Q/07	1Q/08
UAI (Δ CDF)	1.90E-08	1.80E-08	2.10E-08	2.10E-09	2.90E-08	1.90E-08	1.80E-08	1.90E-08
URI (Δ CDF)	-9.30E-08	-9.30E-08	-9.30E-08	-9.30E-08	-1.30E-07	-1.30E-07	-1.30E-07	-1.30E-07
PLE	NO	NO	NO	NO	NO	NO	NO	NO
Indicator value	-7.40E-08	-7.50E-08	-7.20E-08	-9.09E-08	-1.01E-07	-1.11E-07	-1.12E-07	-1.11E-07

Licensee Comments: none

Mitigating Systems Performance Index, High Pressure Injection System



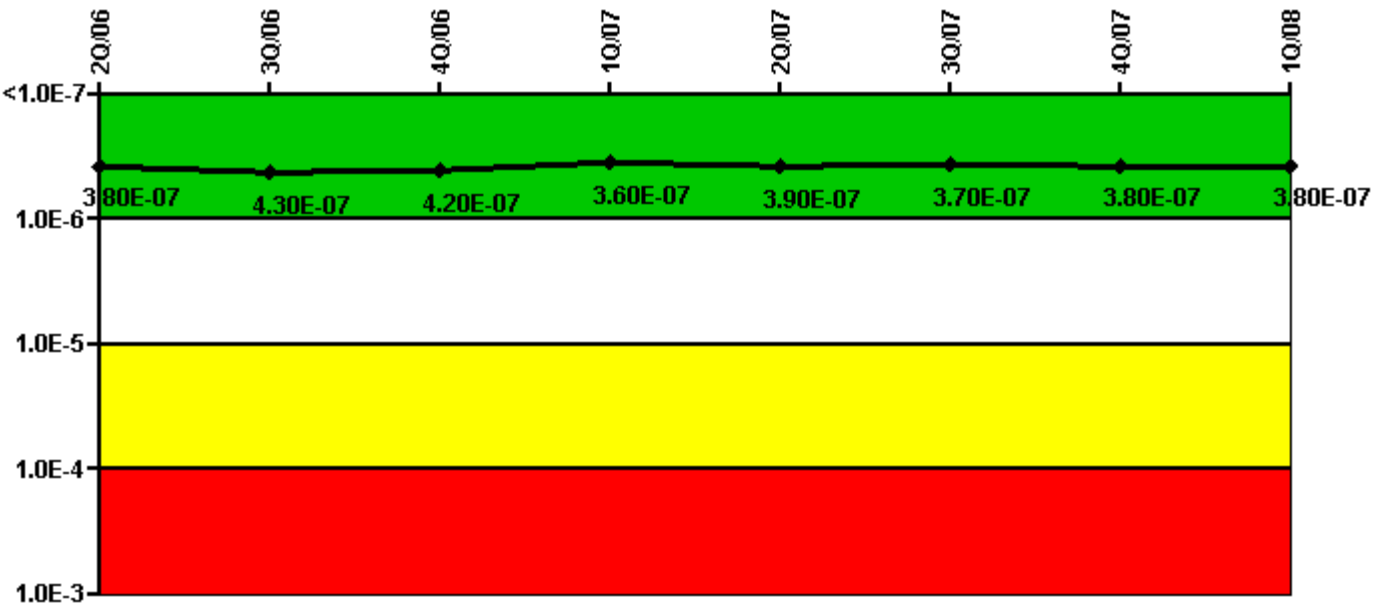
Thresholds: White > 1.00E-6 Yellow > 1.00E-5 Red > 1.00E-4

Notes

Mitigating Systems Performance Index, High Pressure Injection System	2Q/06	3Q/06	4Q/06	1Q/07	2Q/07	3Q/07	4Q/07	1Q/08
UAI (ΔCDF)	7.20E-09	4.80E-09	-4.10E-09	1.50E-08	2.20E-08	1.60E-08	1.50E-08	1.50E-08
URI (ΔCDF)	-2.50E-07	-2.50E-07	-2.50E-07	-2.50E-07	-2.10E-07	-2.10E-07	-2.10E-07	-2.10E-07
PLE	NO	NO	NO	NO	NO	NO	NO	NO
Indicator value	-2.43E-07	-2.45E-07	-2.54E-07	-2.35E-07	-1.88E-07	-1.94E-07	-1.95E-07	-1.95E-07

Licensee Comments: none

Mitigating Systems Performance Index, Heat Removal System



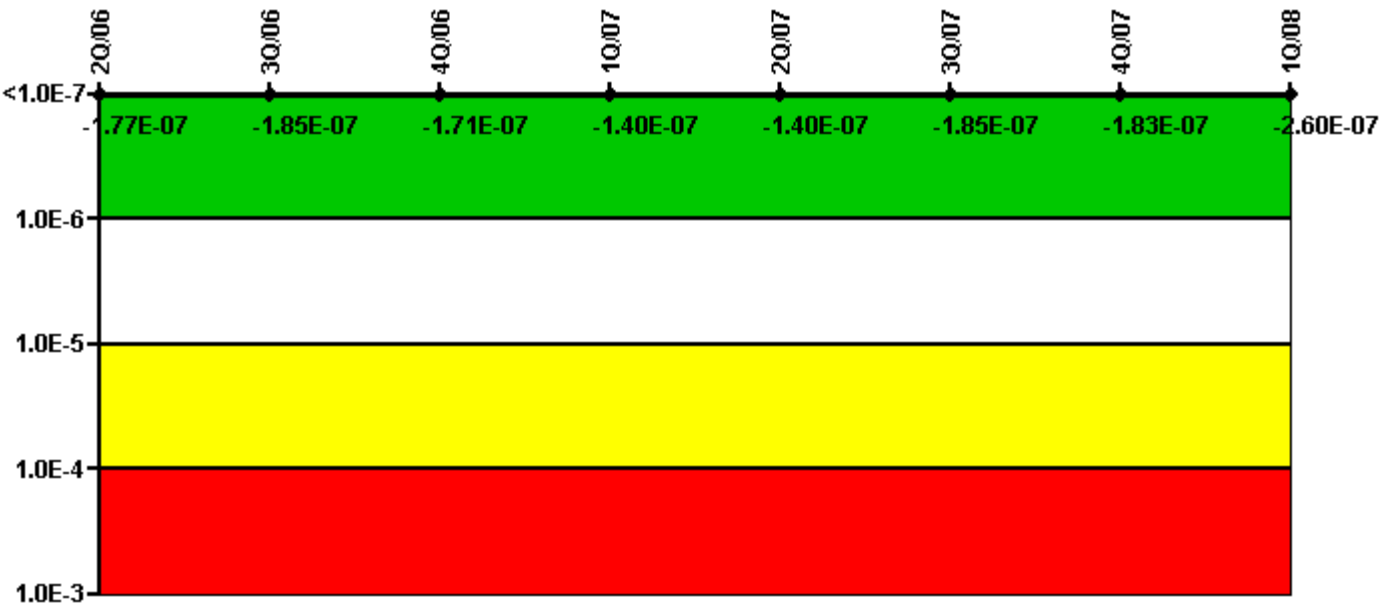
Thresholds: White > 1.00E-6 Yellow > 1.00E-5 Red > 1.00E-4

Notes

Mitigating Systems Performance Index, Heat Removal System	2Q/06	3Q/06	4Q/06	1Q/07	2Q/07	3Q/07	4Q/07	1Q/08
UAI (Δ CDF)	2.10E-07	2.60E-07	2.50E-07	1.90E-07	2.20E-07	2.00E-07	2.10E-07	2.10E-07
URI (Δ CDF)	1.70E-07	1.70E-07	1.70E-07	1.70E-07	1.70E-07	1.70E-07	1.70E-07	1.70E-07
PLE	NO	NO	NO	NO	NO	NO	NO	NO
Indicator value	3.80E-07	4.30E-07	4.20E-07	3.60E-07	3.90E-07	3.70E-07	3.80E-07	3.80E-07

Licensee Comments: none

Mitigating Systems Performance Index, Residual Heat Removal System




Thresholds: White > 1.00E-6 Yellow > 1.00E-5 Red > 1.00E-4

Notes

Mitigating Systems Performance Index, Residual Heat Removal System	2Q/06	3Q/06	4Q/06	1Q/07	2Q/07	3Q/07	4Q/07	1Q/08
UAI (Δ CDF)	7.30E-08	6.50E-08	7.90E-08	1.10E-07	1.10E-07	6.50E-08	6.70E-08	-9.50E-09
URI (Δ CDF)	-2.50E-07	-2.50E-07	-2.50E-07	-2.50E-07	-2.50E-07	-2.50E-07	-2.50E-07	-2.50E-07
PLE	NO	NO	NO	NO	NO	NO	NO	NO
Indicator value	-1.77E-07	-1.85E-07	-1.71E-07	-1.40E-07	-1.40E-07	-1.85E-07	-1.83E-07	-2.60E-07

Licensee Comments: none

Mitigating Systems Performance Index, Cooling Water Systems




Thresholds: White > 1.00E-6 Yellow > 1.00E-5 Red > 1.00E-4

Notes

Mitigating Systems Performance Index, Cooling Water Systems	2Q/06	3Q/06	4Q/06	1Q/07	2Q/07	3Q/07	4Q/07	1Q/08
UAI (Δ CDF)	2.20E-08	2.40E-08	2.30E-08	2.30E-08	2.60E-08	2.80E-08	5.80E-09	4.30E-09
URI (Δ CDF)	-8.00E-09	-8.00E-09	-8.00E-09	-8.00E-09	-8.00E-09	-8.00E-09	-8.00E-09	-8.00E-09
PLE	NO	NO	NO	NO	NO	NO	NO	NO
Indicator value	1.40E-08	1.60E-08	1.50E-08	1.50E-08	1.80E-08	2.00E-08	-2.20E-09	-3.70E-09

Licensee Comments: none

Reactor Coolant System Activity



Thresholds: White > 50.0 Yellow > 100.0

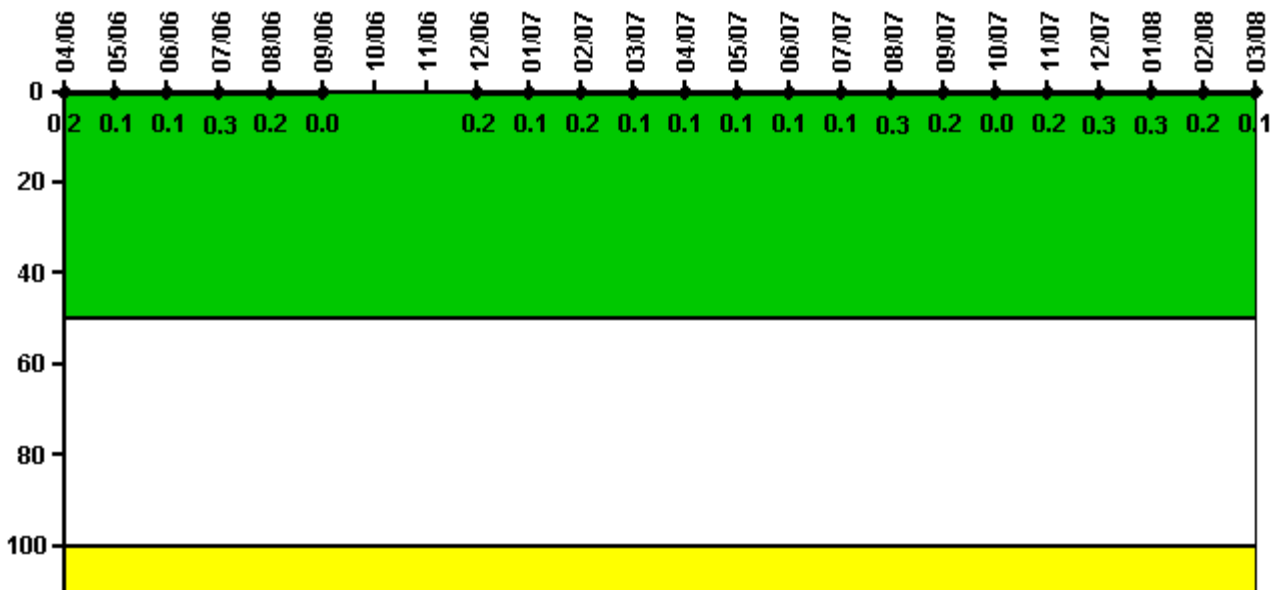
Notes

Reactor Coolant System Activity	4/06	5/06	6/06	7/06	8/06	9/06	10/06	11/06	12/06	1/07	2/07	3/07
Maximum activity	0.020250	0.021810	N/A	0.023580	0.025830	0.027340	N/A	N/A	0.019700	0.011260	0.012140	0.012930
Technical specification limit	0.3	0.3	0.3	0.3	0.3	0.3	0.3	0.3	0.3	0.3	0.3	0.3
Indicator value	7.6	8.2	N/A	8.9	9.7	10.3	N/A	N/A	7.4	4.2	4.6	4.9

Reactor Coolant System Activity	4/07	5/07	6/07	7/07	8/07	9/07	10/07	11/07	12/07	1/08	2/08	3/08
Maximum activity	0.022820	0.010070	0.010800	0.013820	0.014690	0.015080	0.015470	0.016290	0.018200	0.016100	0.015600	N/A
Technical specification limit	0.3	0.3	0.3	0.3	0.3	0.3	0.3	0.3	0.3	0.3	0.3	0.3
Indicator value	8.6	3.8	4.1	5.2	5.5	5.7	5.8	6.1	6.9	6.1	5.9	N/A

Licensee Comments: none

Reactor Coolant System Leakage



Thresholds: White > 50.0 Yellow > 100.0

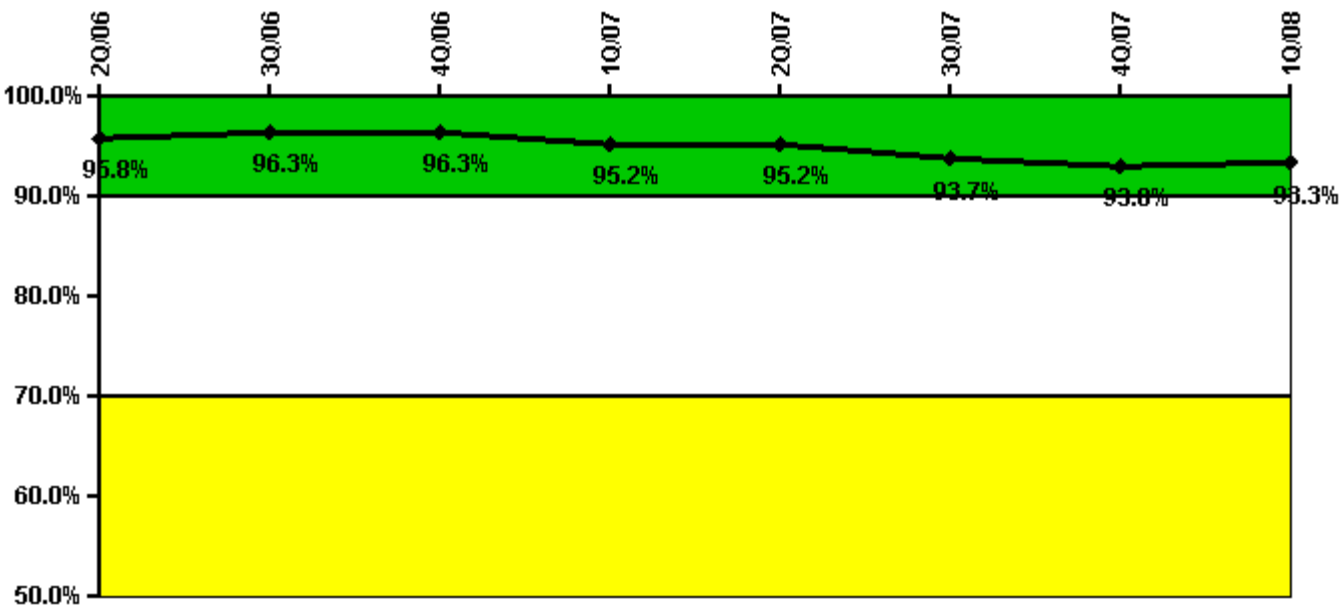
Notes

Reactor Coolant System Leakage	4/06	5/06	6/06	7/06	8/06	9/06	10/06	11/06	12/06	1/07	2/07	3/07
Maximum leakage	0.020	0.010	0.010	0.030	0.020	0	N/A	N/A	0.020	0.010	0.020	0.010
Technical specification limit	10.0	10.0	10.0	10.0	10.0	10.0	10.0	10.0	10.0	10.0	10.0	10.0
Indicator value	0.2	0.1	0.1	0.3	0.2	0	N/A	N/A	0.2	0.1	0.2	0.1

Reactor Coolant System Leakage	4/07	5/07	6/07	7/07	8/07	9/07	10/07	11/07	12/07	1/08	2/08	3/08
Maximum leakage	0.010	0.010	0.010	0.010	0.030	0.020	0	0.020	0.030	0.030	0.020	0.010
Technical specification limit	10.0	10.0	10.0	10.0	10.0	10.0	10.0	10.0	10.0	10.0	10.0	10.0
Indicator value	0.1	0.1	0.1	0.1	0.3	0.2	0	0.2	0.3	0.3	0.2	0.1

Licensee Comments: none

Drill/Exercise Performance



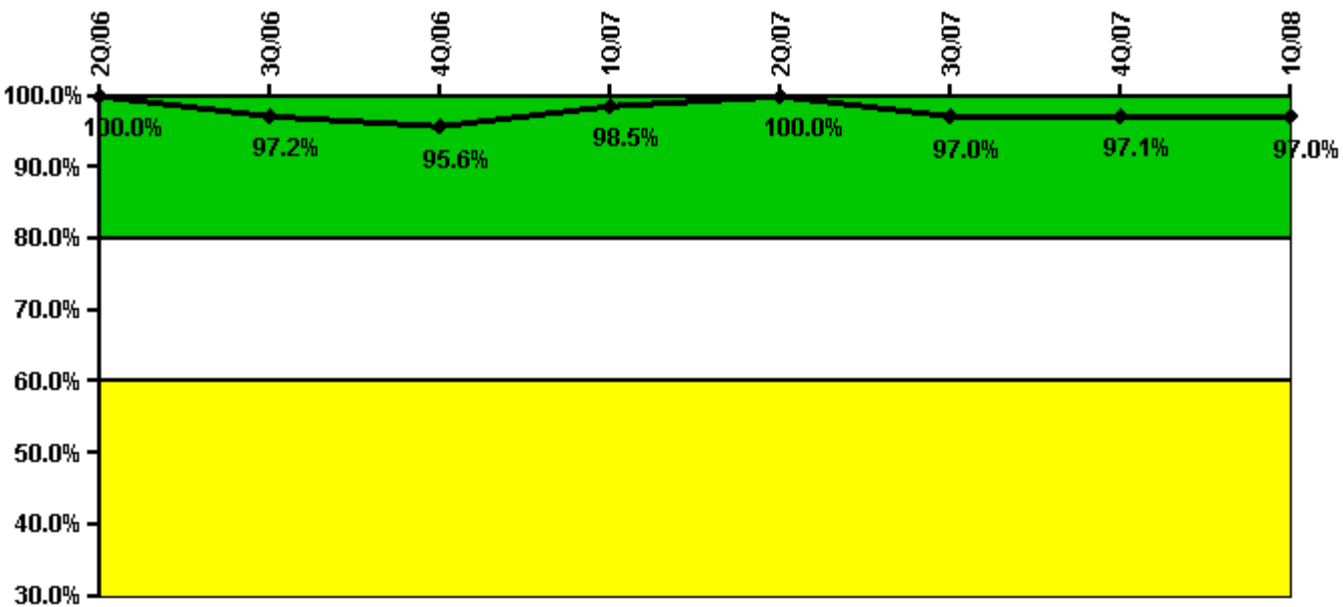
Thresholds: White < 90.0% Yellow < 70.0%

Notes

Drill/Exercise Performance	2Q/06	3Q/06	4Q/06	1Q/07	2Q/07	3Q/07	4Q/07	1Q/08
Successful opportunities	14.0	33.0	2.0	21.0	4.0	22.0	23.0	7.0
Total opportunities	16.0	34.0	2.0	23.0	4.0	24.0	24.0	8.0
Indicator value	95.8%	96.3%	96.3%	95.2%	95.2%	93.7%	93.0%	93.3%

Licensee Comments: none

ERO Drill Participation



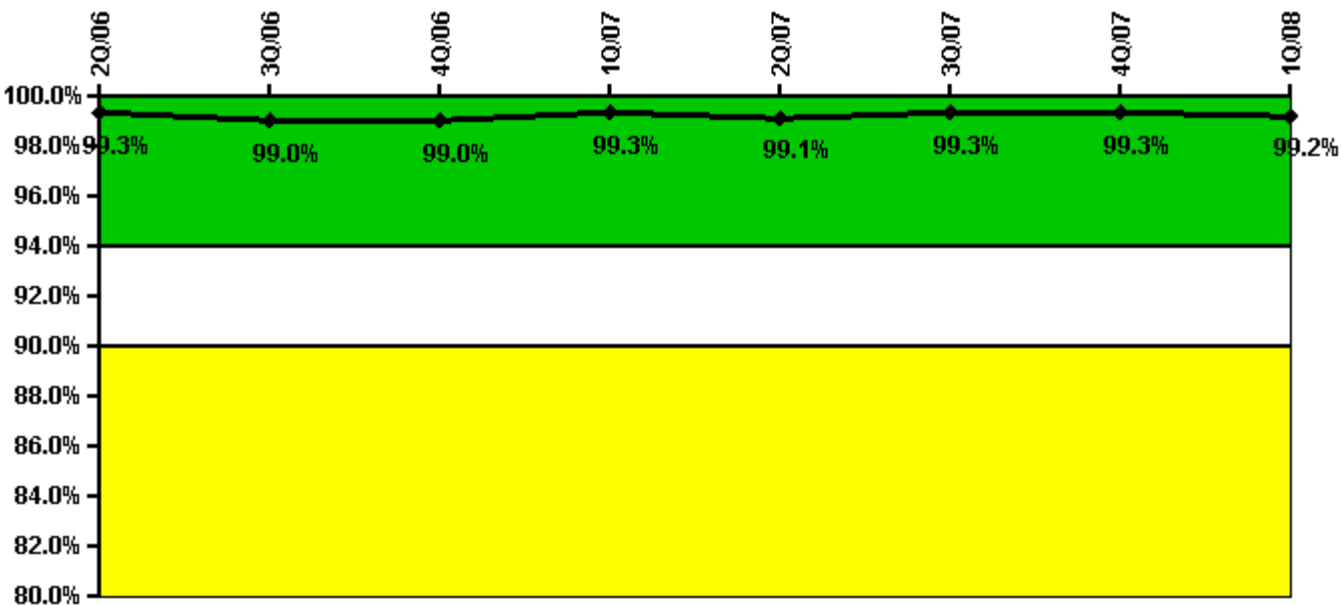
Thresholds: White < 80.0% Yellow < 60.0%

Notes

ERO Drill Participation	2Q/06	3Q/06	4Q/06	1Q/07	2Q/07	3Q/07	4Q/07	1Q/08
Participating Key personnel	77.0	69.0	65.0	66.0	58.0	65.0	68.0	64.0
Total Key personnel	77.0	71.0	68.0	67.0	58.0	67.0	70.0	66.0
Indicator value	100.0%	97.2%	95.6%	98.5%	100.0%	97.0%	97.1%	97.0%

Licensee Comments: none

Alert & Notification System



Thresholds: White < 94.0% Yellow < 90.0%

Notes

Alert & Notification System	2Q/06	3Q/06	4Q/06	1Q/07	2Q/07	3Q/07	4Q/07	1Q/08
Successful siren-tests	788	778	788	692	784	782	887	689
Total sirens-tests	792	792	792	693	792	792	891	693
Indicator value	99.3%	99.0%	99.0%	99.3%	99.1%	99.3%	99.3%	99.2%

Licensee Comments: none

Occupational Exposure Control Effectiveness



Thresholds: White > 2.0 Yellow > 5.0

Notes

Occupational Exposure Control Effectiveness	2Q/06	3Q/06	4Q/06	1Q/07	2Q/07	3Q/07	4Q/07	1Q/08
High radiation area occurrences	0	0	0	0	0	0	0	0
Very high radiation area occurrences	0	0	0	0	0	0	0	0
Unintended exposure occurrences	0	0	0	0	0	0	0	0
Indicator value	0	0	0	0	0	0	0	0

Licensee Comments: none

RETS/ODCM Radiological Effluent



Thresholds: White > 1.0 Yellow > 3.0

Notes

RETS/ODCM Radiological Effluent	2Q/06	3Q/06	4Q/06	1Q/07	2Q/07	3Q/07	4Q/07	1Q/08
RETS/ODCM occurrences	0	0	0	0	0	0	0	0
Indicator value	0	0	0	0	0	0	0	0

Licensee Comments: none

[Physical Protection](#) information not publicly available.

▲ [Action Matrix Summary](#) | [Inspection Findings Summary](#) | [PI Summary](#) | [Reactor Oversight Process](#)

Last Modified: April 30, 2008