

Sequoyah 1

1Q/2008 Performance Indicators

Licensee's General Comments: none

Unplanned Scrams per 7000 Critical Hrs



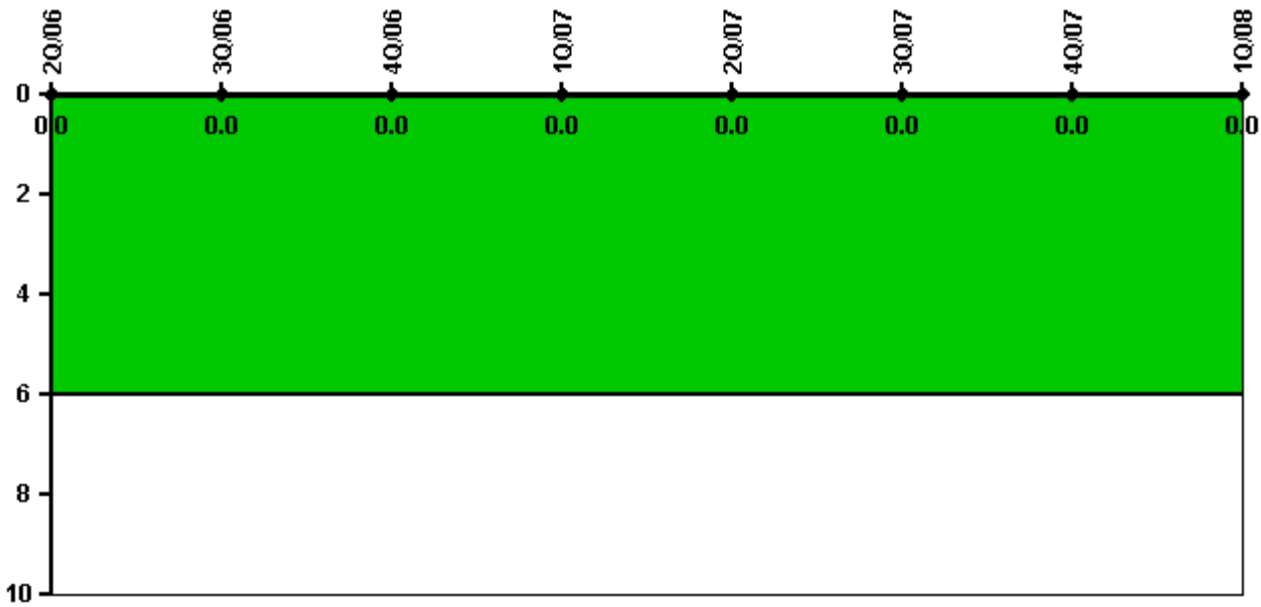
Thresholds: White > 3.0 Yellow > 6.0 Red > 25.0

Notes

Unplanned Scrams per 7000 Critical Hrs	2Q/06	3Q/06	4Q/06	1Q/07	2Q/07	3Q/07	4Q/07	1Q/08
Unplanned scrams	0	0	0	0	0	0	0	1.0
Critical hours	1362.5	2208.0	2209.0	2159.0	2184.0	2208.0	1169.4	2145.1
Indicator value	0	0	0	0	0	0	0	0.9

Licensee Comments: none

Unplanned Power Changes per 7000 Critical Hrs



Thresholds: White > 6.0

Notes

Unplanned Power Changes per 7000 Critical Hrs	2Q/06	3Q/06	4Q/06	1Q/07	2Q/07	3Q/07	4Q/07	1Q/08
Unplanned power changes	0	0	0	0	0	0	0	0
Critical hours	1362.5	2208.0	2209.0	2159.0	2184.0	2208.0	1169.4	2145.1
Indicator value	0	0	0	0	0	0	0	0

Licensee Comments: none

Unplanned Scrams with Complications



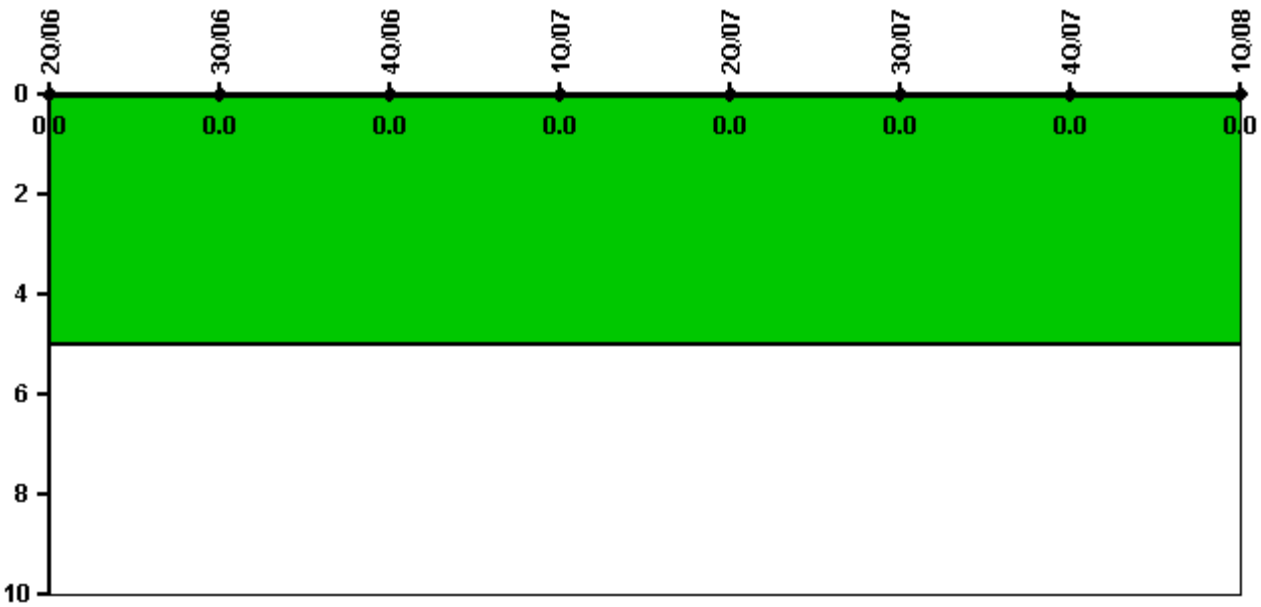
Thresholds: White > 1.0

Notes

Unplanned Scrams with Complications	2Q/06	3Q/06	4Q/06	1Q/07	2Q/07	3Q/07	4Q/07	1Q/08
Scrams with complications			0	0	0	0	0	0
Indicator value						0.0	0.0	0.0

Licensee Comments: none

Safety System Functional Failures (PWR)



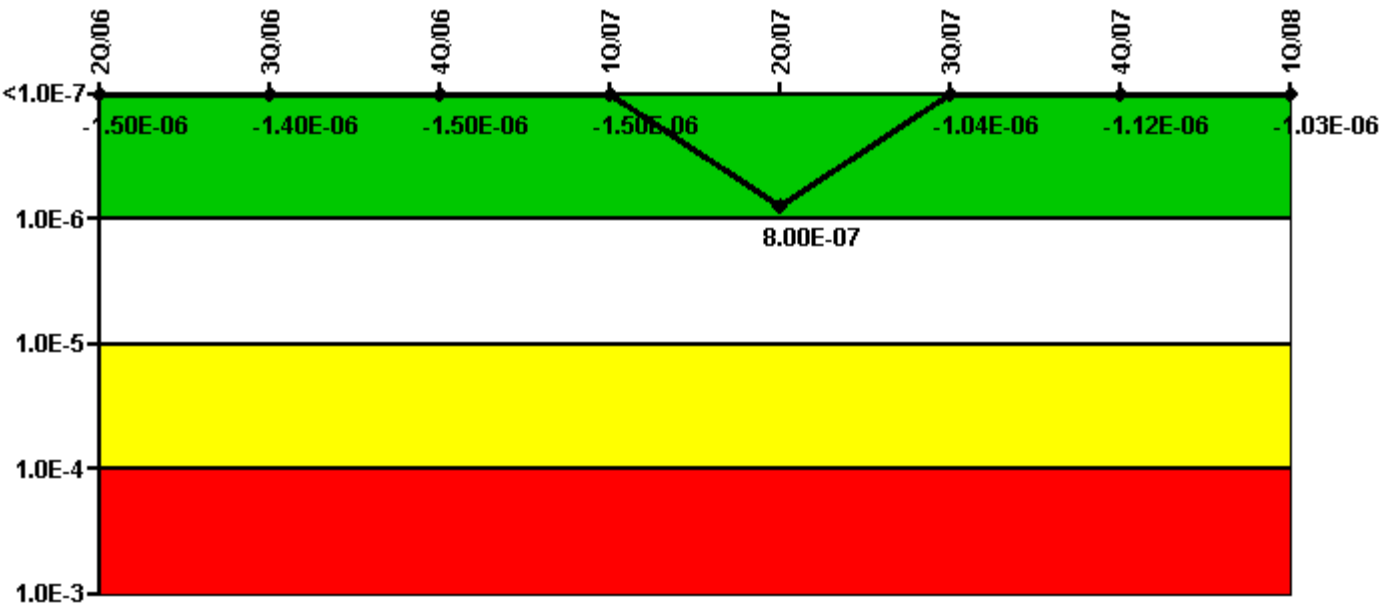
Thresholds: White > 5.0

Notes

Safety System Functional Failures (PWR)	2Q/06	3Q/06	4Q/06	1Q/07	2Q/07	3Q/07	4Q/07	1Q/08
Safety System Functional Failures	0	0	0	0	0	0	0	0
Indicator value	0	0	0	0	0	0	0	0

Licensee Comments: none

Mitigating Systems Performance Index, Emergency AC Power System



Thresholds: White > 1.00E-6 Yellow > 1.00E-5 Red > 1.00E-4

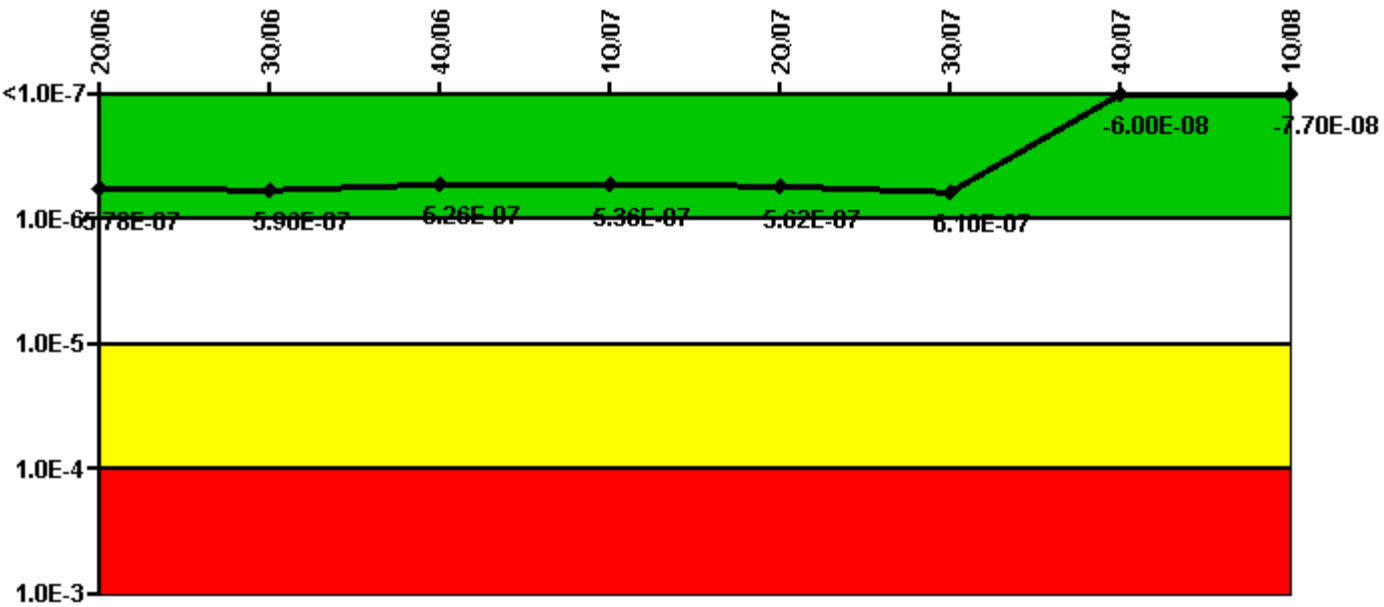
Notes

Mitigating Systems Performance Index, Emergency AC Power System	2Q/06	3Q/06	4Q/06	1Q/07	2Q/07	3Q/07	4Q/07	1Q/08
UAI (Δ CDF)	-2.00E-07	-2.00E-07	-2.00E-07	-2.00E-07	-2.00E-07	-2.00E-07	-2.00E-07	-2.00E-07
URI (Δ CDF)	-1.30E-06	-1.20E-06	-1.30E-06	-1.30E-06	1.00E-06	-8.40E-07	-9.20E-07	-8.30E-07
PLE	NO	NO	NO	NO	NO	NO	NO	NO
Indicator value	-1.50E-06	-1.40E-06	-1.50E-06	-1.50E-06	8.00E-07	-1.04E-06	-1.12E-06	-1.03E-06

Licensee Comments:

1Q/08: Risk Cap Invoked. An error has been identified in baseline planned unavailability and critical hours. The baseline planned unavailability will increase once corrected adding further margin in the UAI derivation. This correction will be made prior to next quarter's reporting.

Mitigating Systems Performance Index, High Pressure Injection System




Thresholds: White > 1.00E-6 Yellow > 1.00E-5 Red > 1.00E-4

Notes

Mitigating Systems Performance Index, High Pressure Injection System	2Q/06	3Q/06	4Q/06	1Q/07	2Q/07	3Q/07	4Q/07	1Q/08
UAI (ΔCDF)	4.80E-08	6.60E-08	2.60E-08	3.60E-08	6.20E-08	1.10E-07	1.10E-07	9.30E-08
URI (ΔCDF)	5.30E-07	5.30E-07	5.00E-07	5.00E-07	5.00E-07	5.00E-07	-1.70E-07	-1.70E-07
PLE	NO	NO	NO	NO	NO	NO	NO	NO
Indicator value	5.78E-07	5.96E-07	5.26E-07	5.36E-07	5.62E-07	6.10E-07	-6.00E-08	-7.70E-08

Licensee Comments: none

Mitigating Systems Performance Index, Heat Removal System



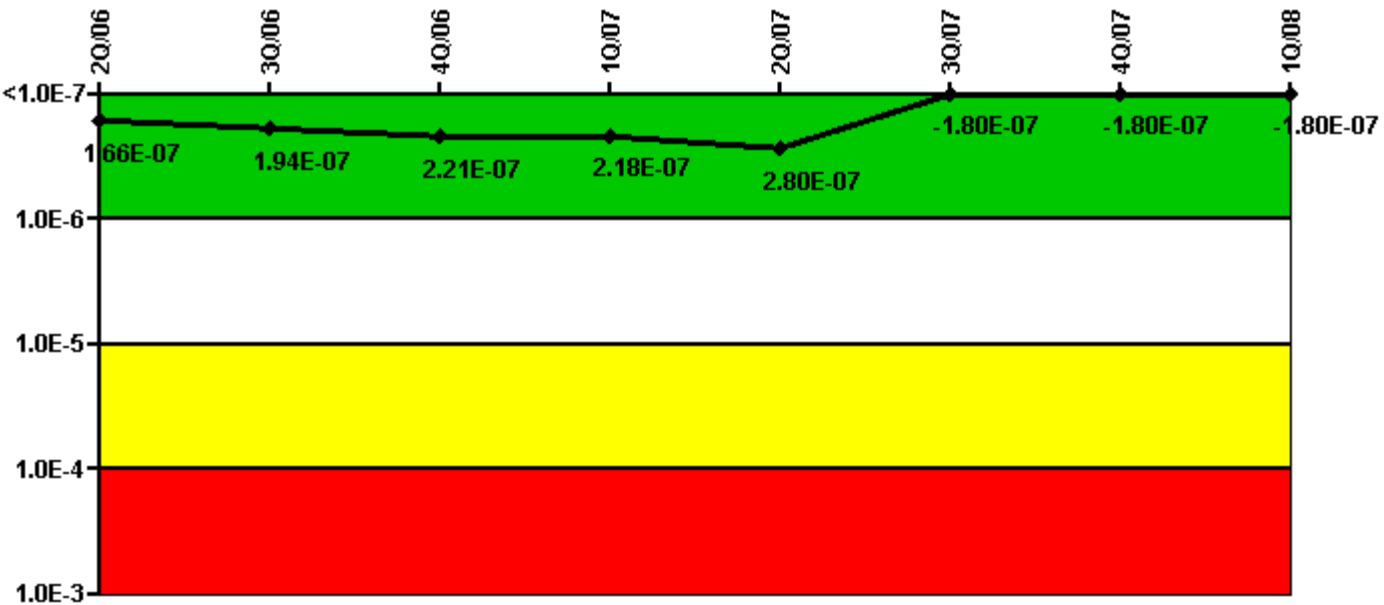
Thresholds: White > 1.00E-6 Yellow > 1.00E-5 Red > 1.00E-4

Notes

Mitigating Systems Performance Index, Heat Removal System	2Q/06	3Q/06	4Q/06	1Q/07	2Q/07	3Q/07	4Q/07	1Q/08
UAI (ΔCDF)	-2.20E-08	-2.20E-08	-2.20E-08	-2.20E-08	-2.20E-08	-2.20E-08	-2.30E-08	-2.00E-08
URI (ΔCDF)	-6.80E-08	-6.60E-08	-6.60E-08	-6.40E-08	-6.40E-08	-6.40E-08	-8.90E-08	-6.60E-08
PLE	NO	NO	NO	NO	NO	NO	NO	NO
Indicator value	-9.00E-08	-8.80E-08	-8.80E-08	-8.60E-08	-8.60E-08	-8.60E-08	-1.12E-07	-8.60E-08

Licensee Comments: none

Mitigating Systems Performance Index, Residual Heat Removal System



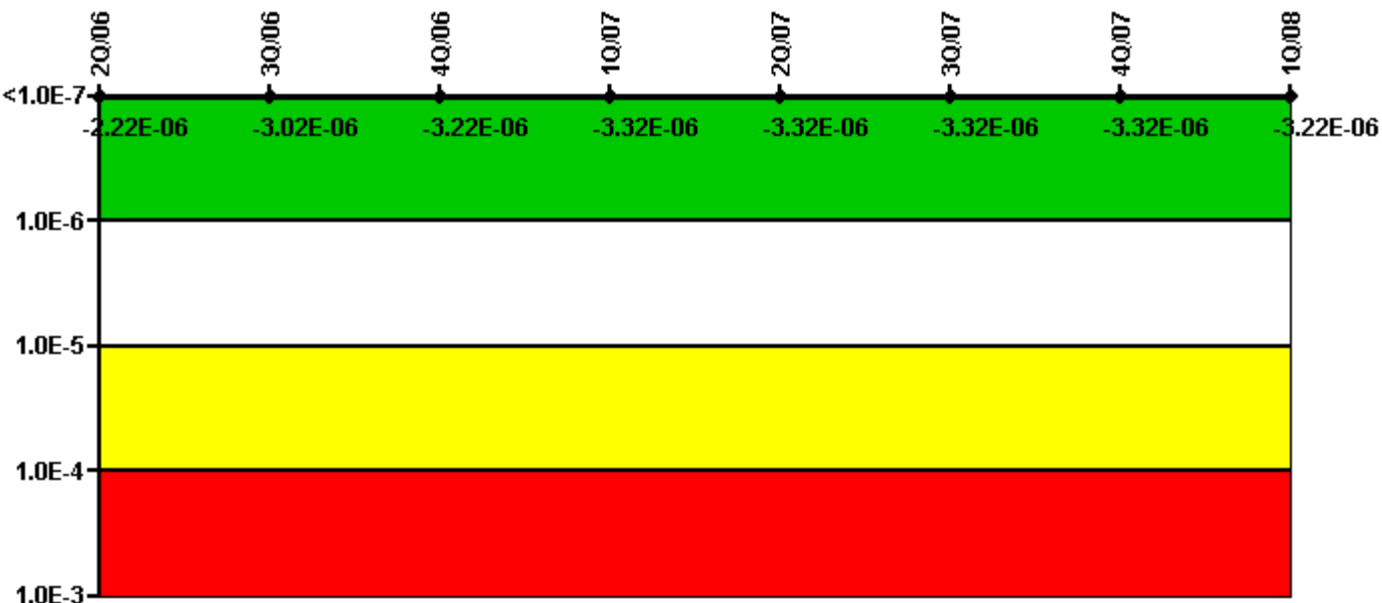
Thresholds: White > 1.00E-6 Yellow > 1.00E-5 Red > 1.00E-4

Notes

Mitigating Systems Performance Index, Residual Heat Removal System	2Q/06	3Q/06	4Q/06	1Q/07	2Q/07	3Q/07	4Q/07	1Q/08
UAI (Δ CDF)	3.60E-08	6.40E-08	9.10E-08	8.80E-08	1.50E-07	1.90E-07	1.90E-07	1.90E-07
URI (Δ CDF)	1.30E-07	1.30E-07	1.30E-07	1.30E-07	1.30E-07	-3.70E-07	-3.70E-07	-3.70E-07
PLE	NO	NO	NO	NO	NO	NO	NO	NO
Indicator value	1.66E-07	1.94E-07	2.21E-07	2.18E-07	2.80E-07	-1.80E-07	-1.80E-07	-1.80E-07

Licensee Comments: none

Mitigating Systems Performance Index, Cooling Water Systems



Thresholds: White > 1.00E-6 Yellow > 1.00E-5 Red > 1.00E-4


Notes

Mitigating Systems Performance Index, Cooling Water Systems	2Q/06	3Q/06	4Q/06	1Q/07	2Q/07	3Q/07	4Q/07	1Q/08
UAI (Δ CDF)	-2.00E-06	-2.80E-06	-3.00E-06	-3.10E-06	-3.10E-06	-3.10E-06	-3.10E-06	-3.00E-06
URI (Δ CDF)	-2.20E-07	-2.20E-07	-2.20E-07	-2.20E-07	-2.20E-07	-2.20E-07	-2.20E-07	-2.20E-07
PLE	NO	NO	NO	NO	NO	NO	NO	NO
Indicator value	-2.22E-06	-3.02E-06	-3.22E-06	-3.32E-06	-3.32E-06	-3.32E-06	-3.32E-06	-3.22E-06

Licensee Comments:

1Q/08: Changed PRA Parameter(s). Adjusted the planned unavailability baselines for non-routine maintenance that occurred this quarter and removed that which occurred more than 12 quarters ago.

Reactor Coolant System Activity



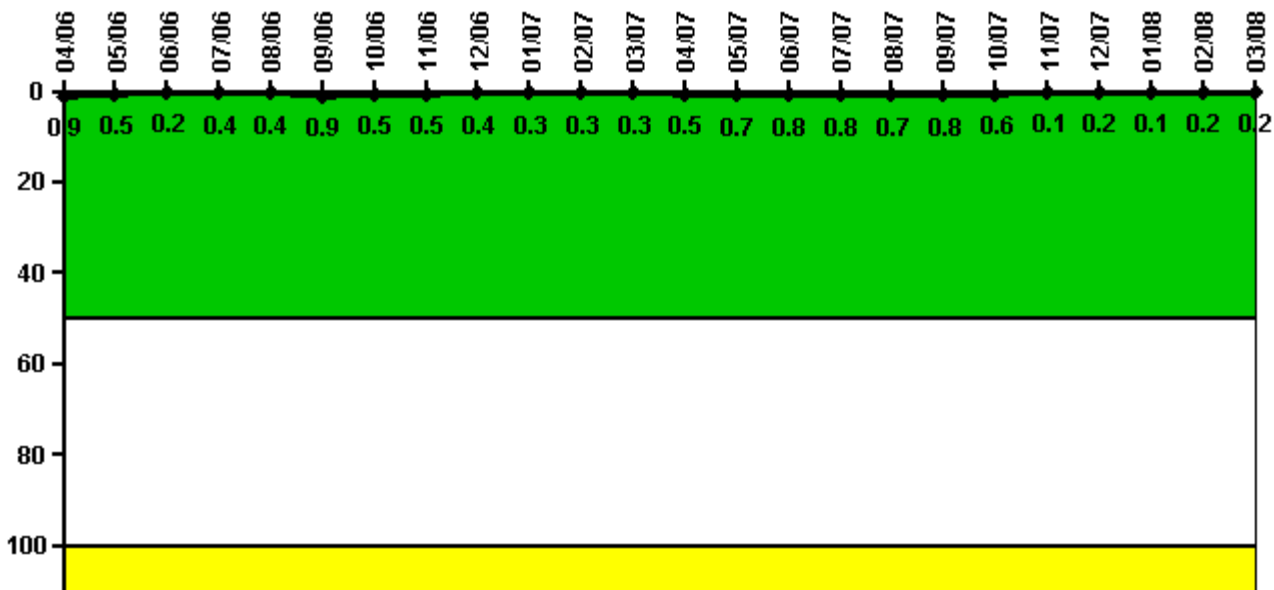
Thresholds: White > 50.0 Yellow > 100.0

Notes

Reactor Coolant System Activity	4/06	5/06	6/06	7/06	8/06	9/06	10/06	11/06	12/06	1/07	2/07	3/07
Maximum activity	0.010510	0.005567	0.006252	0.006234	0.006255	0.006244	0.006689	0.006602	0.007064	0.007125	0.007427	0.007719
Technical specification limit	0.4	0.4	0.4	0.4	0.4	0.4	0.4	0.4	0.4	0.4	0.4	0.4
Indicator value	3.0	1.6	1.8	1.8	1.8	1.8	1.9	1.9	2.0	2.0	2.1	2.2
Reactor Coolant System Activity	4/07	5/07	6/07	7/07	8/07	9/07	10/07	11/07	12/07	1/08	2/08	3/08
Maximum activity	0.007894	0.007921	0.007870	0.007976	0.008524	0.008710	0.006488	0.001952	0.001923	0.003438	0.002020	0.002169
Technical specification limit	0.4	0.4	0.4	0.4	0.4	0.4	0.4	0.4	0.4	0.4	0.4	0.4
Indicator value	2.3	2.3	2.2	2.3	2.4	2.5	1.9	0.6	0.5	1.0	0.6	0.6

Licensee Comments: none

Reactor Coolant System Leakage



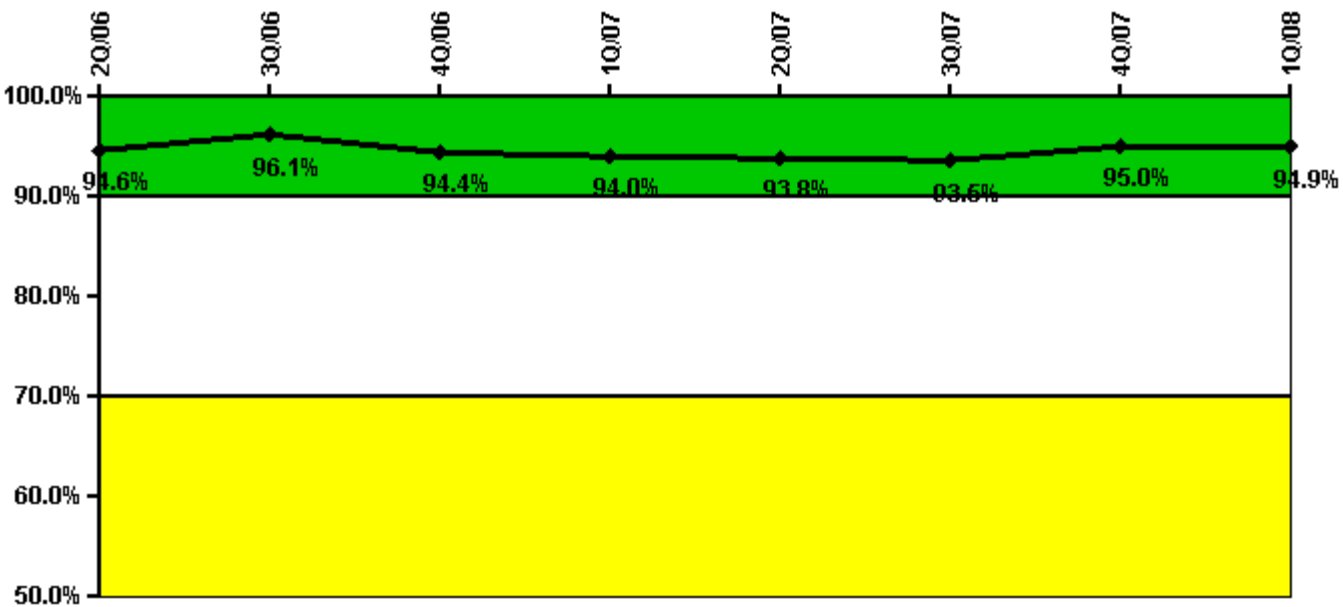
Thresholds: White > 50.0 Yellow > 100.0

Notes

Reactor Coolant System Leakage	4/06	5/06	6/06	7/06	8/06	9/06	10/06	11/06	12/06	1/07	2/07	3/07
Maximum leakage	0.090	0.050	0.020	0.040	0.040	0.090	0.050	0.050	0.040	0.030	0.030	0.030
Technical specification limit	10.0	10.0	10.0	10.0	10.0	10.0	10.0	10.0	10.0	10.0	10.0	10.0
Indicator value	0.9	0.5	0.2	0.4	0.4	0.9	0.5	0.5	0.4	0.3	0.3	0.3
Reactor Coolant System Leakage	4/07	5/07	6/07	7/07	8/07	9/07	10/07	11/07	12/07	1/08	2/08	3/08
Maximum leakage	0.050	0.070	0.080	0.080	0.070	0.080	0.060	0.010	0.020	0.010	0.020	0.020
Technical specification limit	10.0	10.0	10.0	10.0	10.0	10.0	10.0	10.0	10.0	10.0	10.0	10.0
Indicator value	0.5	0.7	0.8	0.8	0.7	0.8	0.6	0.1	0.2	0.1	0.2	0.2

Licensee Comments: none

Drill/Exercise Performance



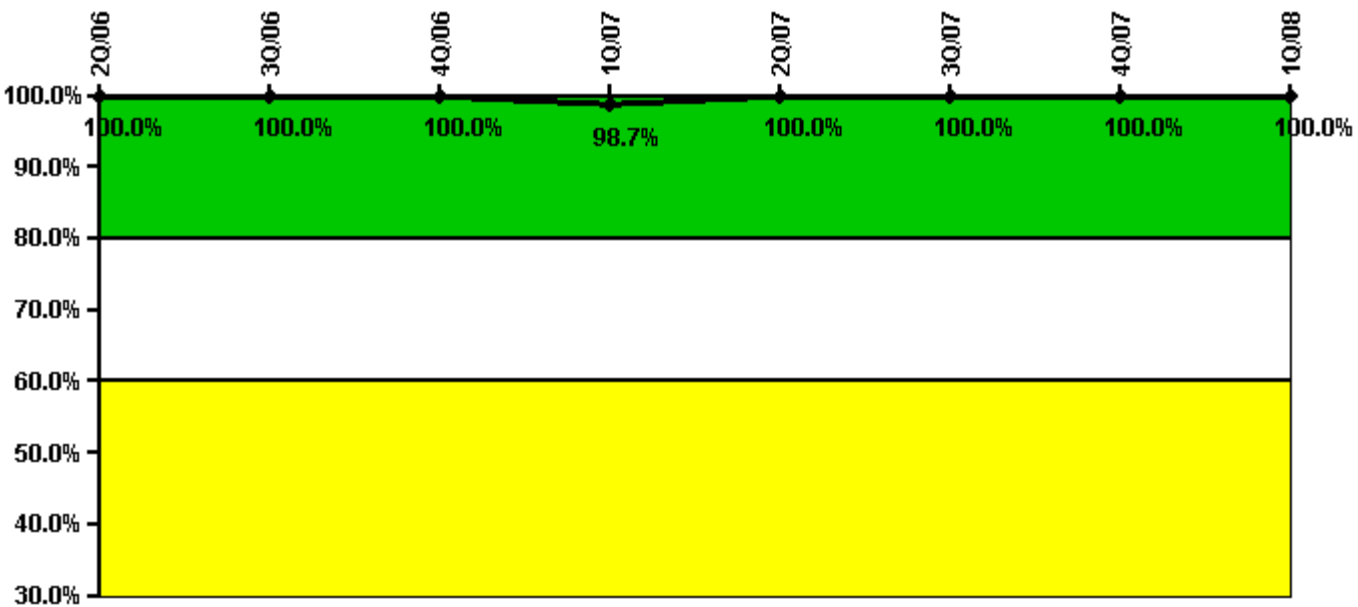
Thresholds: White < 90.0% Yellow < 70.0%

Notes

Drill/Exercise Performance	2Q/06	3Q/06	4Q/06	1Q/07	2Q/07	3Q/07	4Q/07	1Q/08
Successful opportunities	0	38.0	44.0	0	24.0	10.0	30.0	4.0
Total opportunities	0	38.0	48.0	0	26.0	10.0	32.0	4.0
Indicator value	94.6%	96.1%	94.4%	94.0%	93.8%	93.5%	95.0%	94.9%

Licensee Comments: none

ERO Drill Participation



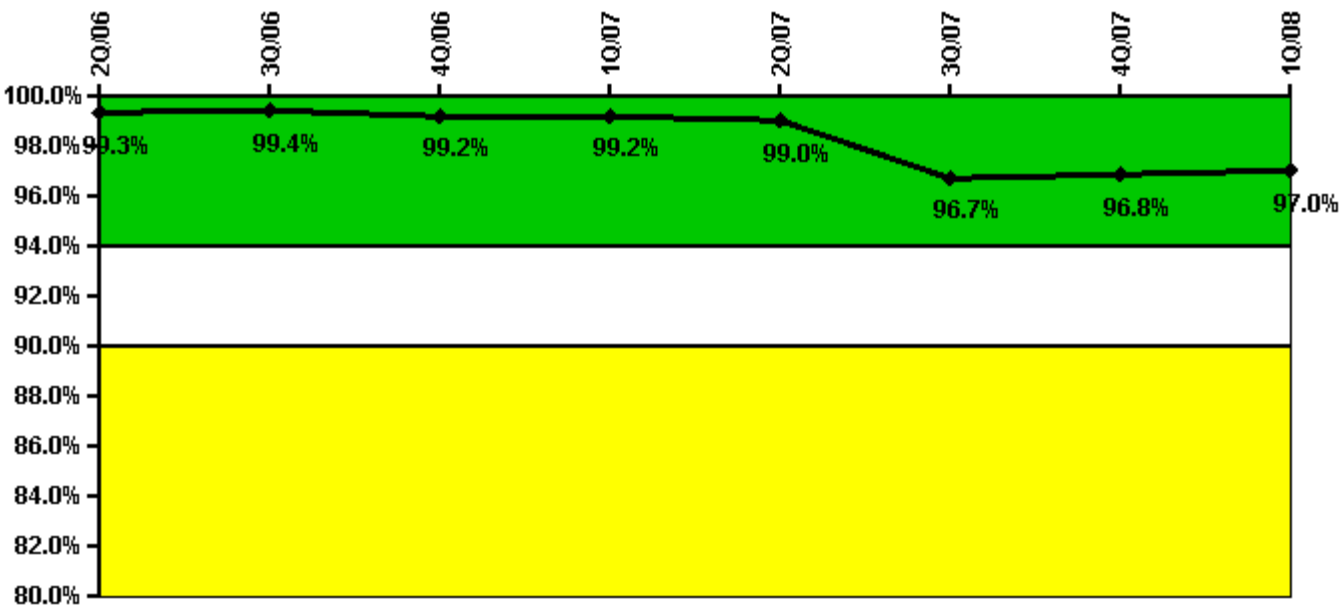
Thresholds: White < 80.0% Yellow < 60.0%

Notes

ERO Drill Participation	2Q/06	3Q/06	4Q/06	1Q/07	2Q/07	3Q/07	4Q/07	1Q/08
Participating Key personnel	88.0	82.0	81.0	75.0	82.0	93.0	88.0	83.0
Total Key personnel	88.0	82.0	81.0	76.0	82.0	93.0	88.0	83.0
Indicator value	100.0%	100.0%	100.0%	98.7%	100.0%	100.0%	100.0%	100.0%

Licensee Comments: none

Alert & Notification System



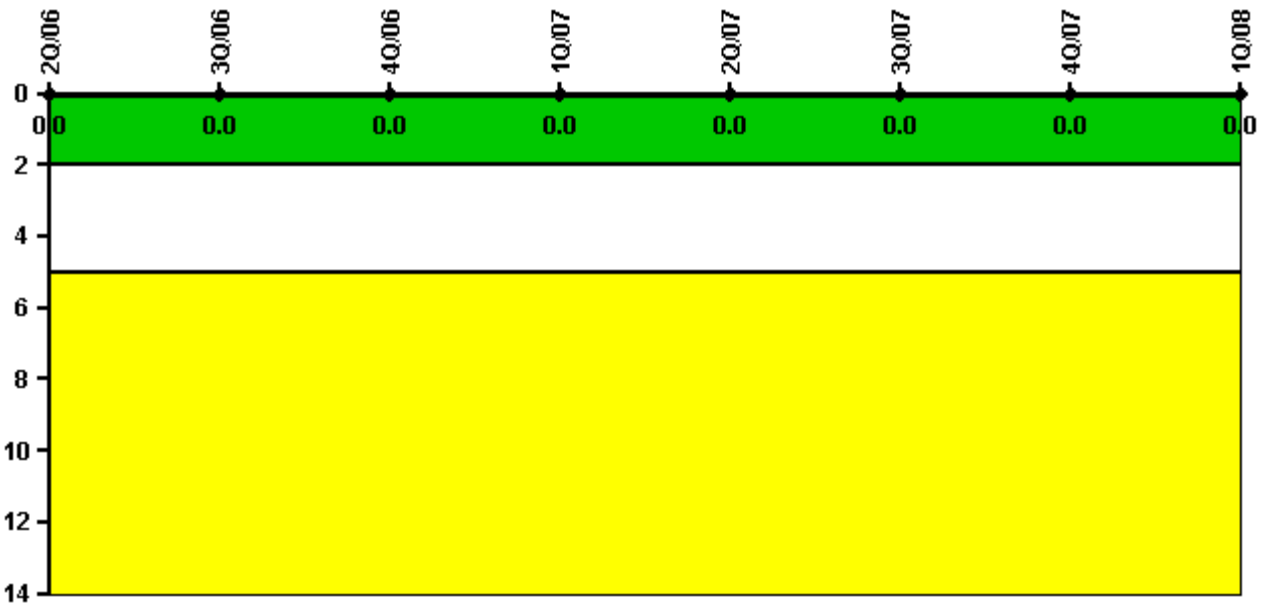
Thresholds: White < 94.0% Yellow < 90.0%

Notes

Alert & Notification System	2Q/06	3Q/06	4Q/06	1Q/07	2Q/07	3Q/07	4Q/07	1Q/08
Successful siren-tests	858	854	855	750	854	779	964	754
Total sirens-tests	864	861	864	756	864	864	972	756
Indicator value	99.3%	99.4%	99.2%	99.2%	99.0%	96.7%	96.8%	97.0%

Licensee Comments: none

Occupational Exposure Control Effectiveness



Thresholds: White > 2.0 Yellow > 5.0

Notes

Occupational Exposure Control Effectiveness	2Q/06	3Q/06	4Q/06	1Q/07	2Q/07	3Q/07	4Q/07	1Q/08
High radiation area occurrences	0	0	0	0	0	0	0	0
Very high radiation area occurrences	0	0	0	0	0	0	0	0
Unintended exposure occurrences	0	0	0	0	0	0	0	0
Indicator value	0	0	0	0	0	0	0	0

Licensee Comments: none

RETS/ODCM Radiological Effluent



Thresholds: White > 1.0 Yellow > 3.0

Notes

RETS/ODCM Radiological Effluent	2Q/06	3Q/06	4Q/06	1Q/07	2Q/07	3Q/07	4Q/07	1Q/08
RETS/ODCM occurrences	0	0	0	0	0	0	0	0
Indicator value	0	0	0	0	0	0	0	0

Licensee Comments: none

[Physical Protection](#) information not publicly available.

▲ [Action Matrix Summary](#) | [Inspection Findings Summary](#) | [PI Summary](#) | [Reactor Oversight Process](#)

Last Modified: April 30, 2008