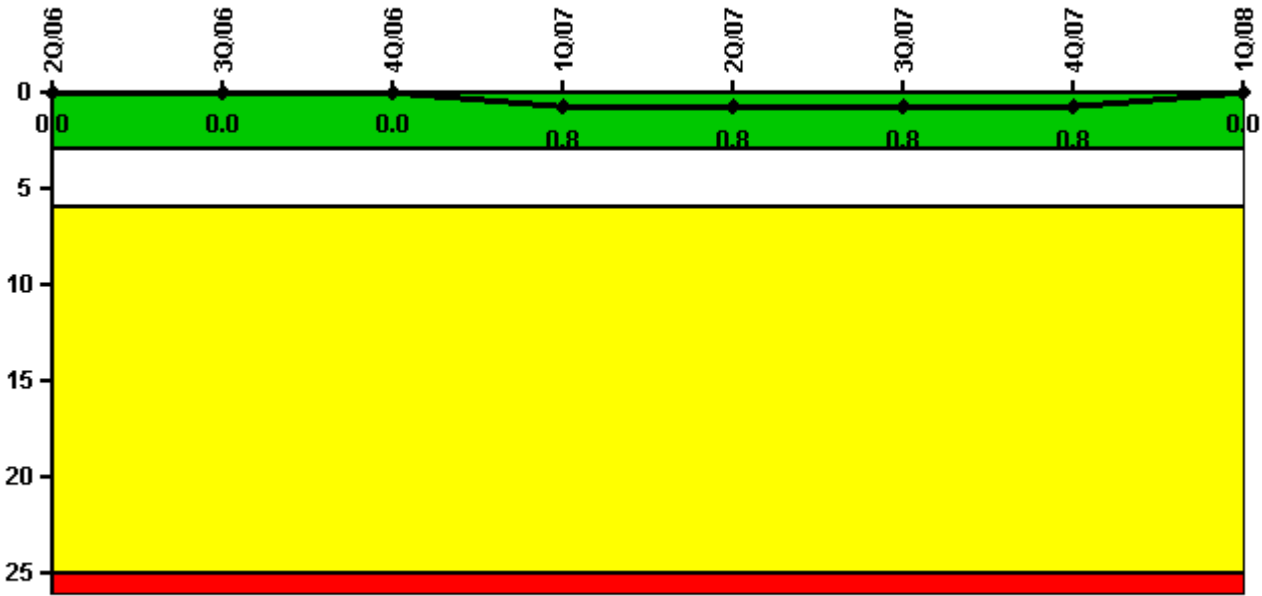


Quad Cities 2

1Q/2008 Performance Indicators

Licensee's General Comments: none

Unplanned Scrams per 7000 Critical Hrs



Thresholds: White > 3.0 Yellow > 6.0 Red > 25.0

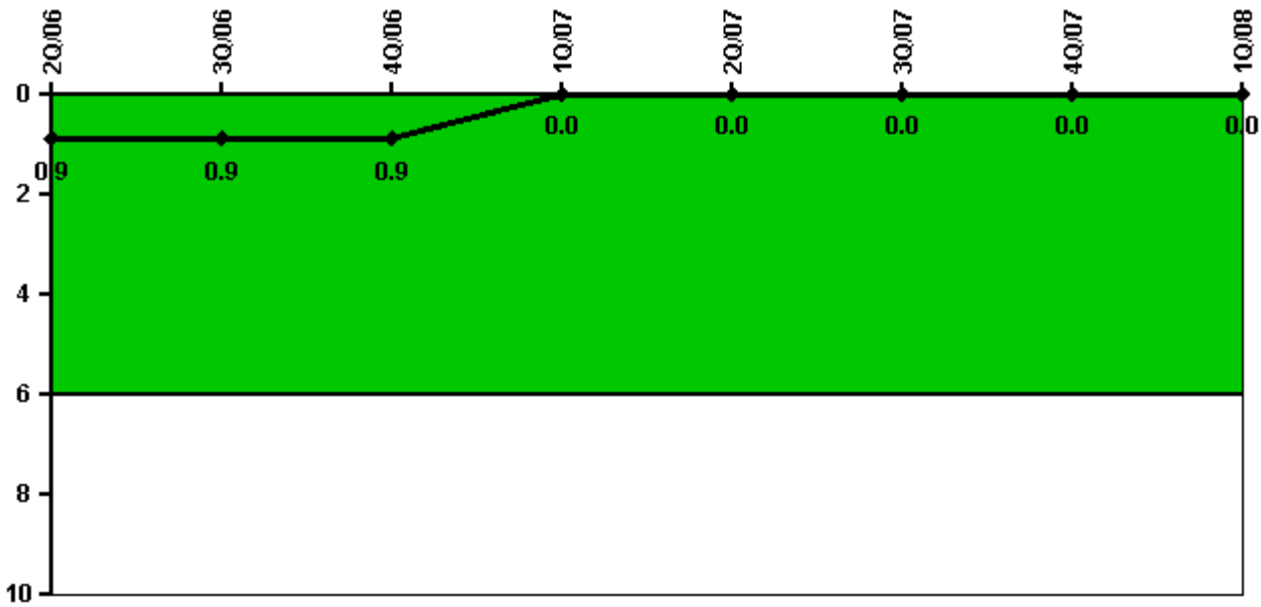
Notes

Unplanned Scrams per 7000 Critical Hrs	2Q/06	3Q/06	4Q/06	1Q/07	2Q/07	3Q/07	4Q/07	1Q/08
Unplanned scrams	0	0	0	1.0	0	0	0	0
Critical hours	1770.1	2208.0	2209.0	2128.2	2184.0	2208.0	2209.0	1554.9
Indicator value	0	0	0	0.8	0.8	0.8	0.8	0

Licensee Comments:

1Q/08: None.

Unplanned Power Changes per 7000 Critical Hrs



Thresholds: White > 6.0

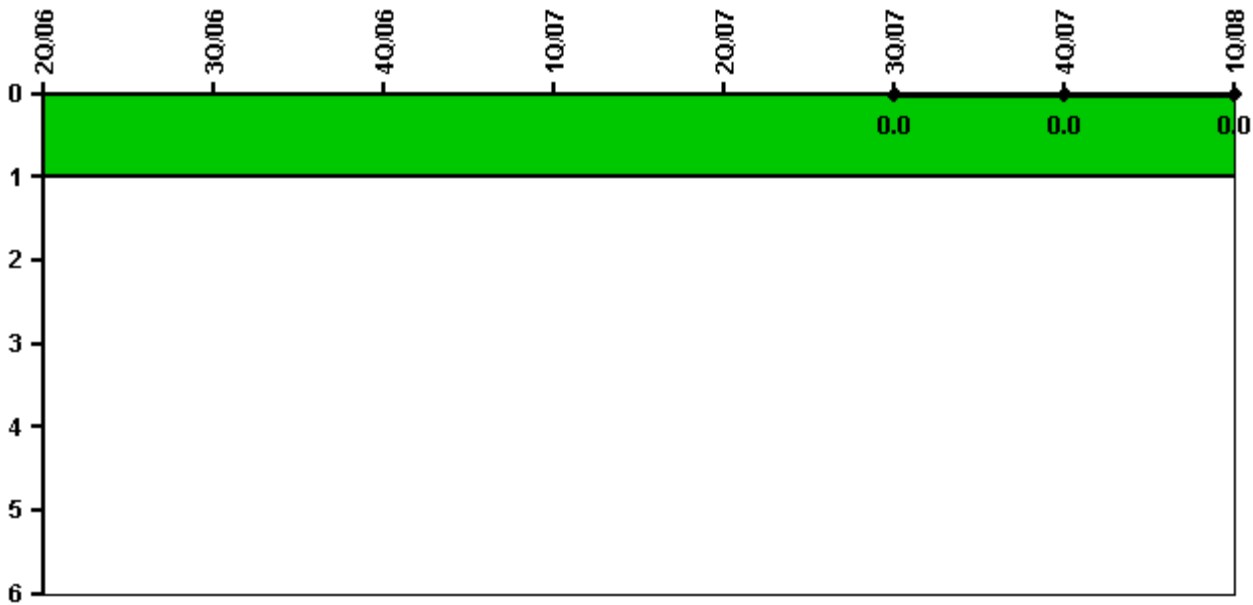
Notes

Unplanned Power Changes per 7000 Critical Hrs	2Q/06	3Q/06	4Q/06	1Q/07	2Q/07	3Q/07	4Q/07	1Q/08
Unplanned power changes	0	0	0	0	0	0	0	0
Critical hours	1770.1	2208.0	2209.0	2128.2	2184.0	2208.0	2209.0	1554.9
Indicator value	0.9	0.9	0.9	0	0	0	0	0

Licensee Comments:

1Q/08: None.

Unplanned Scrams with Complications



Thresholds: White > 1.0

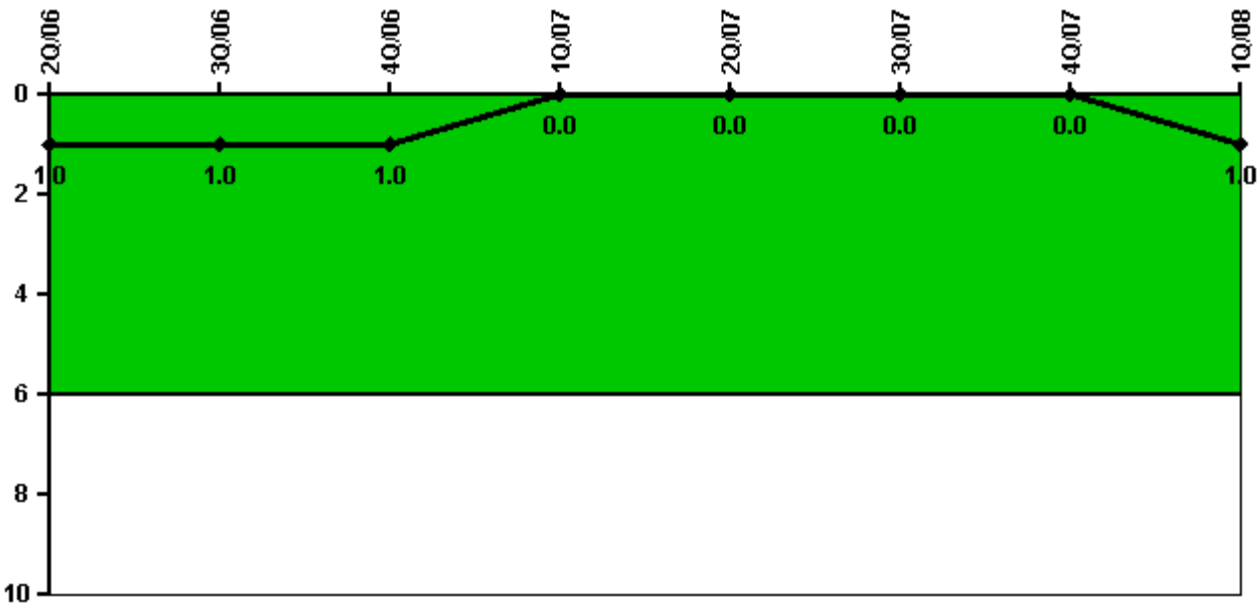
Notes

Unplanned Scrams with Complications	2Q/06	3Q/06	4Q/06	1Q/07	2Q/07	3Q/07	4Q/07	1Q/08
Scrams with complications			0	0	0	0	0	0
Indicator value						0.0	0.0	0.0

Licensee Comments:

1Q/08: None.

Safety System Functional Failures (BWR)



Thresholds: White > 6.0


Notes

Safety System Functional Failures (BWR)	2Q/06	3Q/06	4Q/06	1Q/07	2Q/07	3Q/07	4Q/07	1Q/08
Safety System Functional Failures	0	0	0	0	0	0	0	1
Indicator value	1	1	1	0	0	0	0	1

Licensee Comments:

1Q/08: LER 1-07-003, 1/18/08, Units 1 and 2 Control Room HVAC Air Filtration Unit Heater Flow Switch Failure

Mitigating Systems Performance Index, Emergency AC Power System



Thresholds: White > 1.00E-6 Yellow > 1.00E-5 Red > 1.00E-4


Notes

Mitigating Systems Performance Index, Emergency AC Power System	2Q/06	3Q/06	4Q/06	1Q/07	2Q/07	3Q/07	4Q/07	1Q/08
UAI (ΔCDF)	1.20E-07	1.70E-08	1.70E-08	8.40E-08	-5.40E-08	-4.70E-08	8.20E-08	1.00E-07
URI (ΔCDF)	-3.00E-07	-2.90E-07	-6.90E-07	-7.10E-07	-7.10E-07	-7.10E-07	-6.90E-07	-1.10E-07
PLE	NO	NO	NO	NO	NO	NO	NO	NO
Indicator value	-1.80E-07	-2.73E-07	-6.73E-07	-6.26E-07	-7.64E-07	-7.57E-07	-6.08E-07	-1.00E-08

Licensee Comments:

1Q/08: Changed PRA Parameter(s). None.

Mitigating Systems Performance Index, High Pressure Injection System



Thresholds: White > 1.00E-6 Yellow > 1.00E-5 Red > 1.00E-4

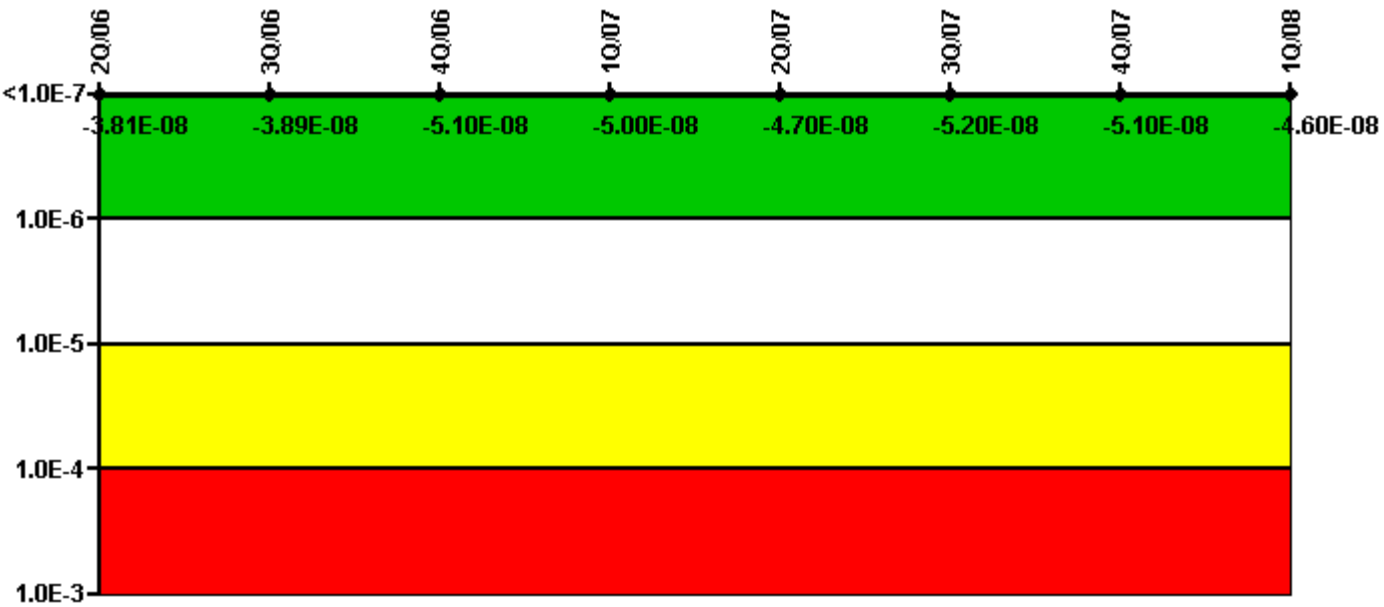
Notes

Mitigating Systems Performance Index, High Pressure Injection System	2Q/06	3Q/06	4Q/06	1Q/07	2Q/07	3Q/07	4Q/07	1Q/08
UAI (Δ CDF)	4.70E-09	4.00E-09	-6.20E-10	2.00E-08	5.60E-09	5.00E-09	3.30E-09	2.80E-10
URI (Δ CDF)	-4.50E-08	-4.50E-08	-4.50E-08	-4.60E-08	-4.50E-08	-4.50E-08	-4.50E-08	-4.30E-08
PLE	NO	NO	NO	NO	NO	NO	NO	NO
Indicator value	-4.03E-08	-4.10E-08	-4.56E-08	-2.60E-08	-3.94E-08	-4.00E-08	-4.17E-08	-4.27E-08

Licensee Comments:

1Q/08: Changed PRA Parameter(s). None.

Mitigating Systems Performance Index, Heat Removal System



Thresholds: White > 1.00E-6 Yellow > 1.00E-5 Red > 1.00E-4


Notes

Mitigating Systems Performance Index, Heat Removal System	2Q/06	3Q/06	4Q/06	1Q/07	2Q/07	3Q/07	4Q/07	1Q/08
UAI (ΔCDF)	-1.10E-09	-1.90E-09	-1.40E-08	-1.40E-08	-1.40E-08	-1.90E-08	-1.80E-08	-1.30E-08
URI (ΔCDF)	-3.70E-08	-3.70E-08	-3.70E-08	-3.60E-08	-3.30E-08	-3.30E-08	-3.30E-08	-3.30E-08
PLE	NO	NO	NO	NO	NO	NO	NO	NO
Indicator value	-3.81E-08	-3.89E-08	-5.10E-08	-5.00E-08	-4.70E-08	-5.20E-08	-5.10E-08	-4.60E-08

Licensee Comments:

1Q/08: Changed PRA Parameter(s). None.

Mitigating Systems Performance Index, Residual Heat Removal System



Thresholds: White > 1.00E-6 Yellow > 1.00E-5 Red > 1.00E-4

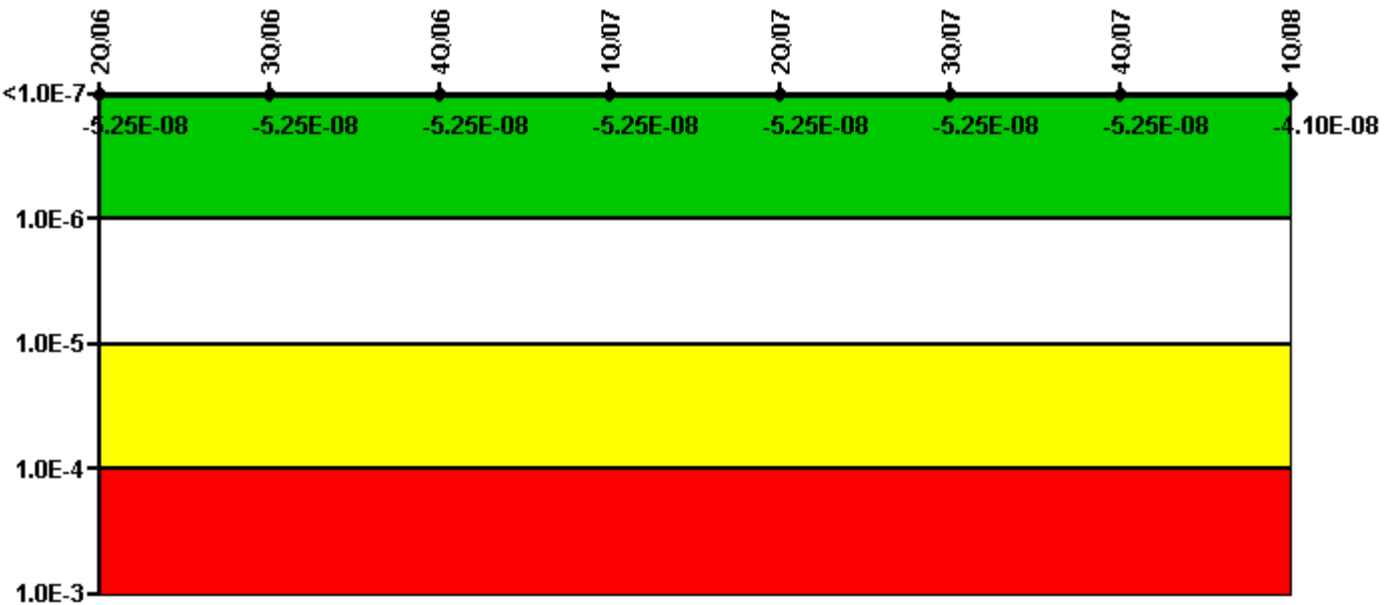
Notes

Mitigating Systems Performance Index, Residual Heat Removal System	2Q/06	3Q/06	4Q/06	1Q/07	2Q/07	3Q/07	4Q/07	1Q/08
UAI (Δ CDF)	-7.70E-08	-7.70E-08	-7.70E-08	-7.70E-08	-7.70E-08	-7.70E-08	-7.70E-08	-5.90E-08
URI (Δ CDF)	-1.30E-07	-1.30E-07	-1.30E-07	-1.30E-07	-1.30E-07	-1.30E-07	-1.30E-07	-1.10E-07
PLE	NO	NO	NO	NO	NO	NO	NO	NO
Indicator value	-2.07E-07	-2.07E-07	-2.07E-07	-2.07E-07	-2.07E-07	-2.07E-07	-2.07E-07	-1.69E-07

Licensee Comments:

1Q/08: Changed PRA Parameter(s). None.

Mitigating Systems Performance Index, Cooling Water Systems



Thresholds: White > 1.00E-6 Yellow > 1.00E-5 Red > 1.00E-4

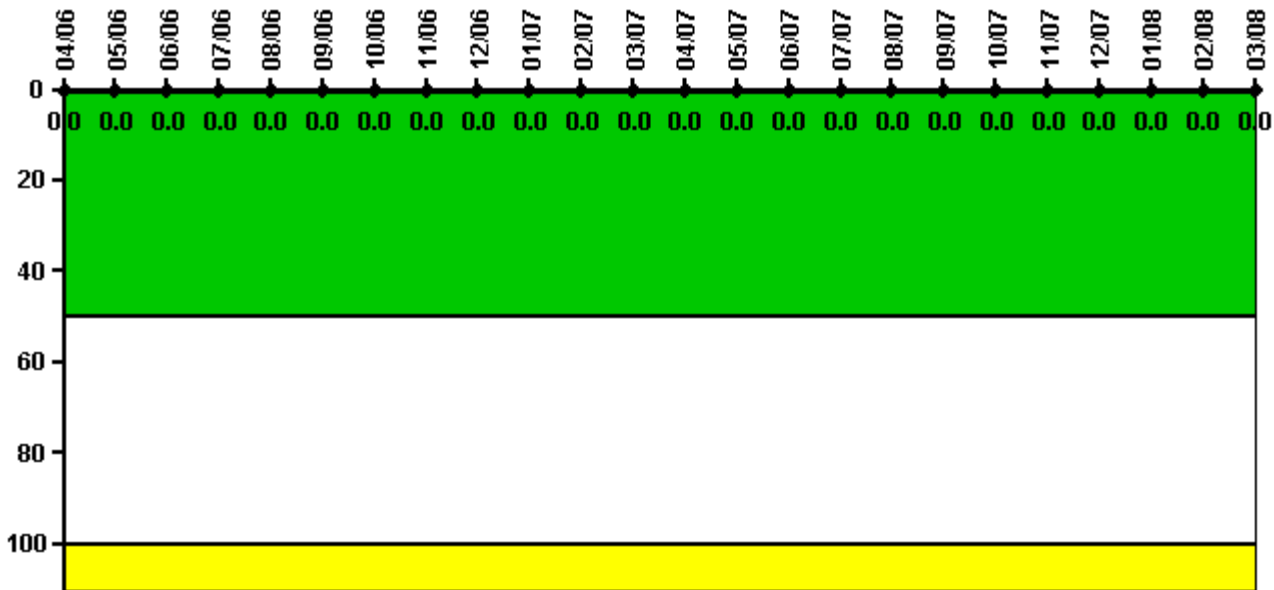
Notes

Mitigating Systems Performance Index, Cooling Water Systems	2Q/06	3Q/06	4Q/06	1Q/07	2Q/07	3Q/07	4Q/07	1Q/08
UAI (Δ CDF)	-5.10E-08	-5.10E-08	-5.10E-08	-5.10E-08	-5.10E-08	-5.10E-08	-5.10E-08	-4.00E-08
URI (Δ CDF)	-1.50E-09	-1.50E-09	-1.50E-09	-1.50E-09	-1.50E-09	-1.50E-09	-1.50E-09	-1.00E-09
PLE	NO	NO	NO	NO	NO	NO	NO	NO
Indicator value	-5.25E-08	-5.25E-08	-5.25E-08	-5.25E-08	-5.25E-08	-5.25E-08	-5.25E-08	-4.10E-08

Licensee Comments:

1Q/08: Changed PRA Parameter(s). None.

Reactor Coolant System Activity



Thresholds: White > 50.0 Yellow > 100.0

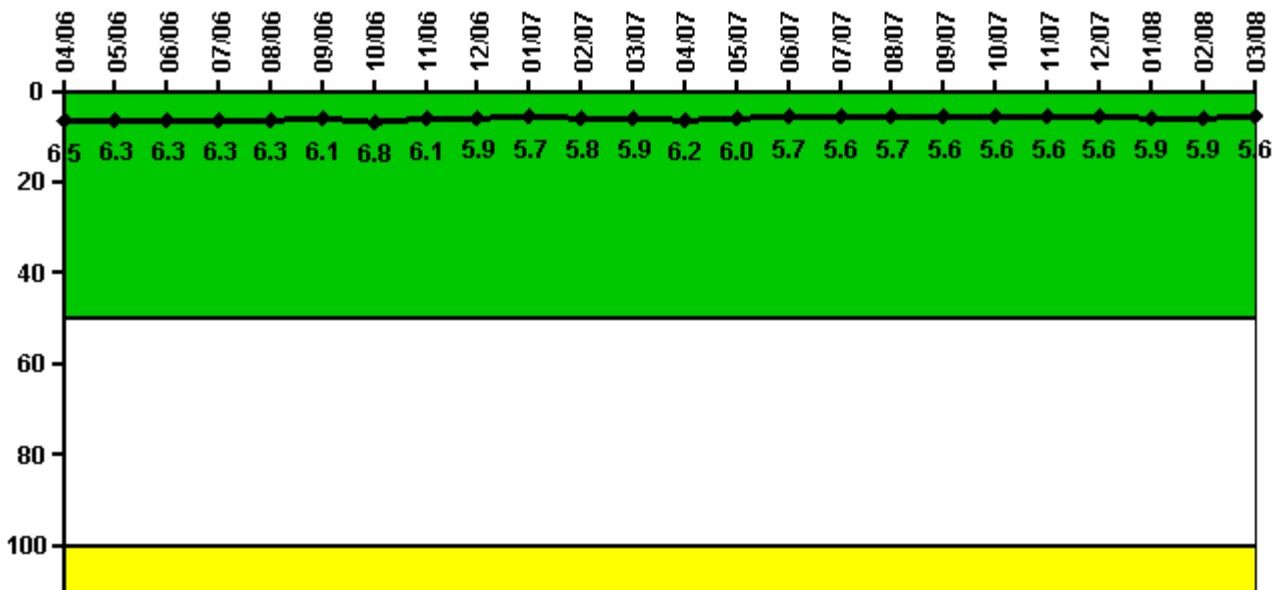
Notes

Reactor Coolant System Activity	4/06	5/06	6/06	7/06	8/06	9/06	10/06	11/06	12/06	1/07	2/07	3/07
Maximum activity	0.000024	0.000022	0.000023	0.000032	0.000039	0.000043	0.000040	0.000033	0.000037	0.000052	0.000032	0.000020
Technical specification limit	0.2	0.2	0.2	0.2	0.2	0.2	0.2	0.2	0.2	0.2	0.2	0.2
Indicator value	0	0	0	0	0	0	0	0	0	0	0	0
Reactor Coolant System Activity	4/07	5/07	6/07	7/07	8/07	9/07	10/07	11/07	12/07	1/08	2/08	3/08
Maximum activity	0.000026	0.000023	0.000022	0.000036	0.000018	0.000016	0.000017	0.000036	0.000036	0.000037	0.000037	0.000030
Technical specification limit	0.2	0.2	0.2	0.2	0.2	0.2	0.2	0.2	0.2	0.2	0.2	0.2
Indicator value	0	0	0	0	0	0	0	0	0	0	0	0

Licensee Comments:

3/08: None.

Reactor Coolant System Leakage



Thresholds: White > 50.0 Yellow > 100.0

Notes

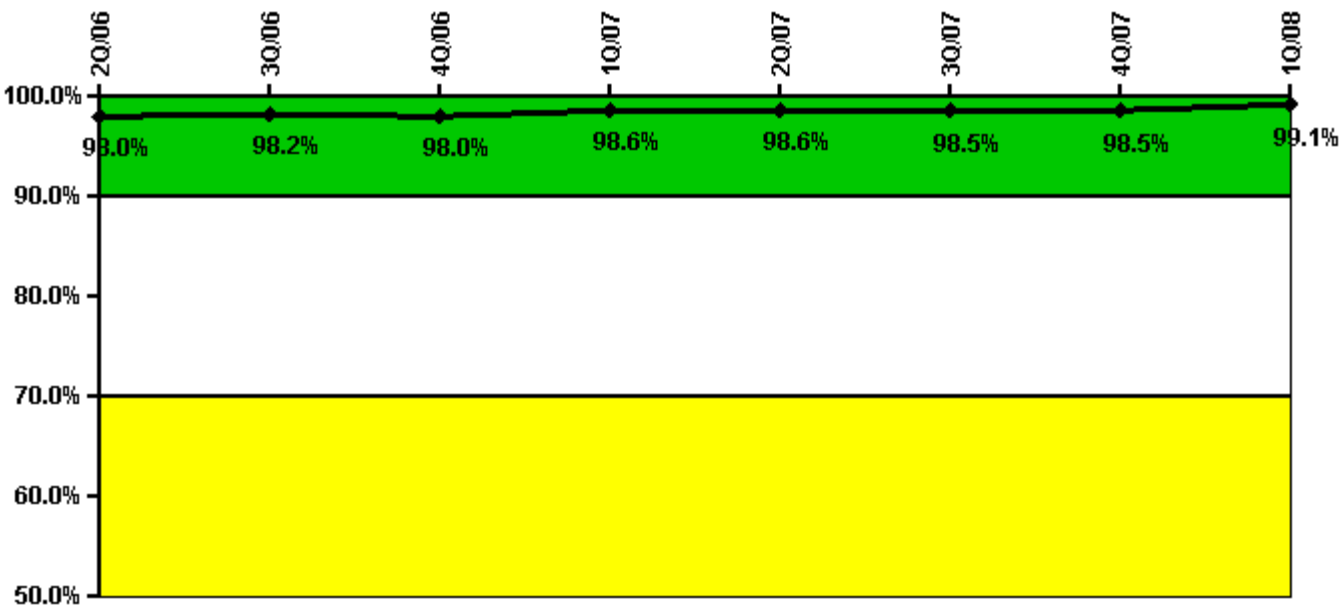
Reactor Coolant System Leakage	4/06	5/06	6/06	7/06	8/06	9/06	10/06	11/06	12/06	1/07	2/07	3/07
Maximum leakage	1.620	1.580	1.580	1.570	1.580	1.530	1.700	1.530	1.480	1.430	1.450	1.480
Technical specification limit	25.0	25.0	25.0	25.0	25.0	25.0	25.0	25.0	25.0	25.0	25.0	25.0
Indicator value	6.5	6.3	6.3	6.3	6.3	6.1	6.8	6.1	5.9	5.7	5.8	5.9

Reactor Coolant System Leakage	4/07	5/07	6/07	7/07	8/07	9/07	10/07	11/07	12/07	1/08	2/08	3/08
Maximum leakage	1.540	1.500	1.430	1.410	1.420	1.400	1.410	1.400	1.410	1.480	1.470	1.410
Technical specification limit	25.0	25.0	25.0	25.0	25.0	25.0	25.0	25.0	25.0	25.0	25.0	25.0
Indicator value	6.2	6.0	5.7	5.6	5.7	5.6	5.6	5.6	5.6	5.9	5.9	5.6

Licensee Comments:

3/08: None.

Drill/Exercise Performance



Thresholds: White < 90.0% Yellow < 70.0%

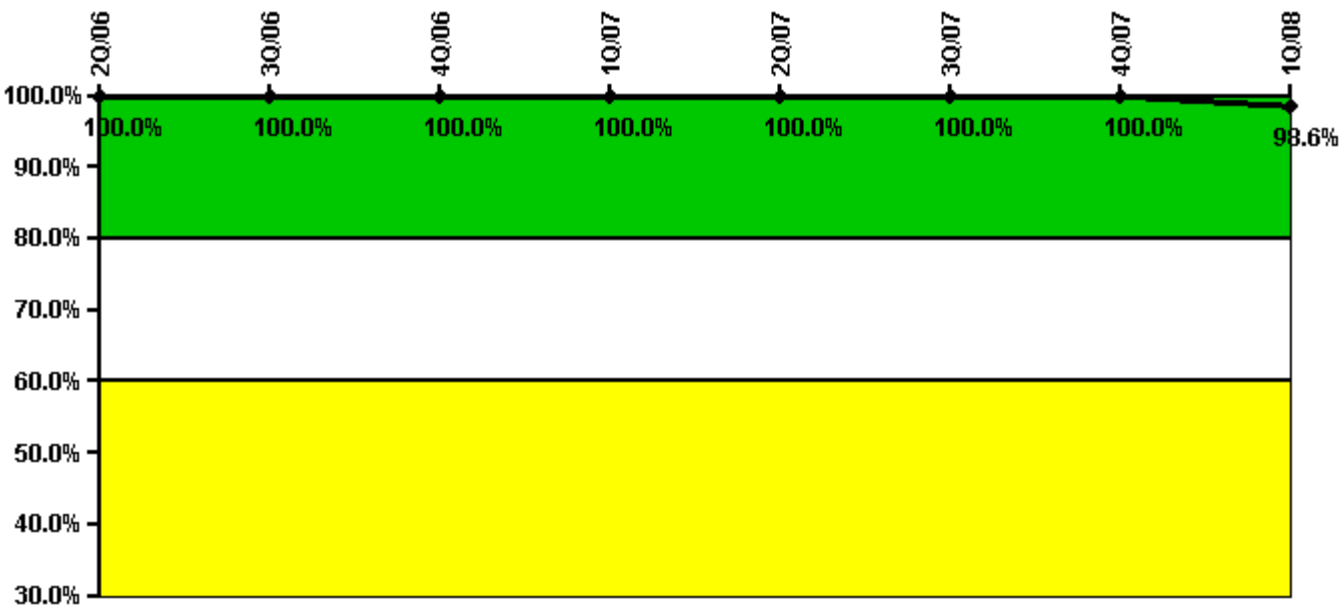
Notes

Drill/Exercise Performance	2Q/06	3Q/06	4Q/06	1Q/07	2Q/07	3Q/07	4Q/07	1Q/08
Successful opportunities	38.0	50.0	88.0	26.0	23.0	42.0	41.0	30.0
Total opportunities	39.0	50.0	89.0	26.0	23.0	42.0	42.0	30.0
Indicator value	98.0%	98.2%	98.0%	98.6%	98.6%	98.5%	98.5%	99.1%

Licensee Comments:

1Q/08: None.

ERO Drill Participation



Thresholds: White < 80.0% Yellow < 60.0%

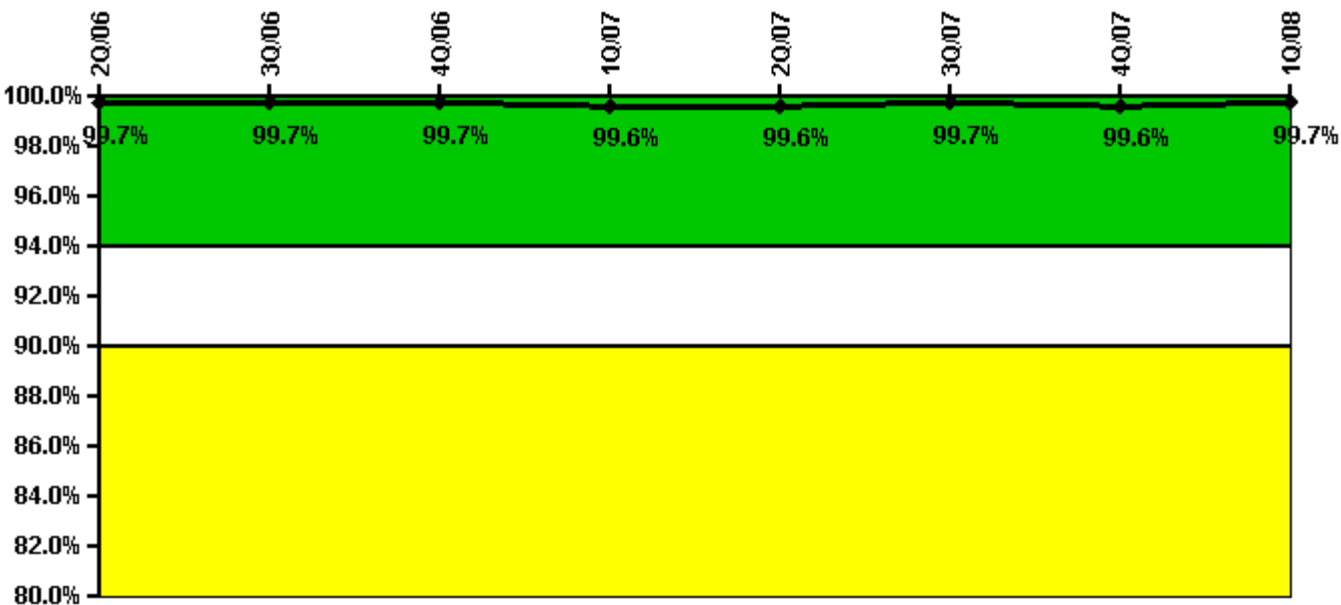
Notes

ERO Drill Participation	2Q/06	3Q/06	4Q/06	1Q/07	2Q/07	3Q/07	4Q/07	1Q/08
Participating Key personnel	76.0	75.0	81.0	75.0	74.0	72.0	70.0	69.0
Total Key personnel	76.0	75.0	81.0	75.0	74.0	72.0	70.0	70.0
Indicator value	100.0%	100.0%	100.0%	100.0%	100.0%	100.0%	100.0%	98.6%

Licensee Comments:

1Q/08: None.

Alert & Notification System



Thresholds: White < 94.0% Yellow < 90.0%

Notes

Alert & Notification System	2Q/06	3Q/06	4Q/06	1Q/07	2Q/07	3Q/07	4Q/07	1Q/08
Successful siren-tests	3316	3311	3270	3311	3316	3320	3312	3312
Total sirens-tests	3328	3328	3272	3328	3328	3328	3328	3319
Indicator value	99.7%	99.7%	99.7%	99.6%	99.6%	99.7%	99.6%	99.7%

Licensee Comments:

1Q/08: None.

Occupational Exposure Control Effectiveness



Thresholds: White > 2.0 Yellow > 5.0

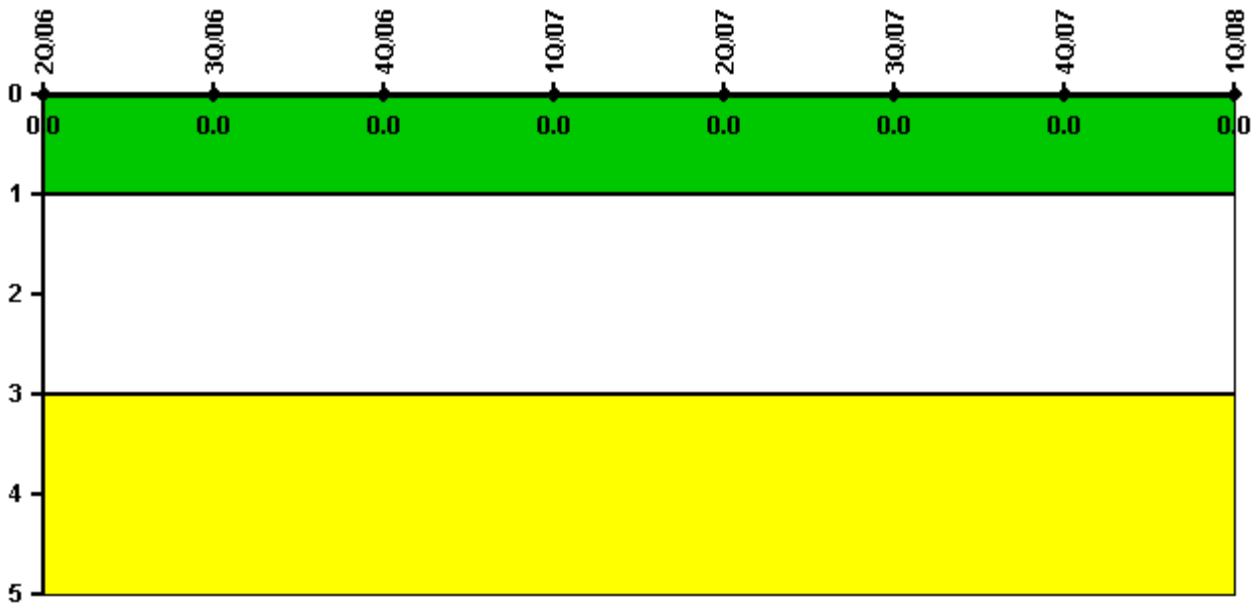
Notes

Occupational Exposure Control Effectiveness	2Q/06	3Q/06	4Q/06	1Q/07	2Q/07	3Q/07	4Q/07	1Q/08
High radiation area occurrences	0	0	0	0	0	0	0	0
Very high radiation area occurrences	0	0	0	0	0	0	0	0
Unintended exposure occurrences	0	0	0	0	0	0	0	0
Indicator value	0	0	0	0	0	0	0	0

Licensee Comments:

1Q/08: None.

RETS/ODCM Radiological Effluent



Thresholds: White > 1.0 Yellow > 3.0

Notes

RETS/ODCM Radiological Effluent	2Q/06	3Q/06	4Q/06	1Q/07	2Q/07	3Q/07	4Q/07	1Q/08
RETS/ODCM occurrences	0	0	0	0	0	0	0	0
Indicator value	0	0	0	0	0	0	0	0

Licensee Comments:

1Q/08: None.

[Physical Protection](#) information not publicly available.

▲ [Action Matrix Summary](#) | [Inspection Findings Summary](#) | [PI Summary](#) | [Reactor Oversight Process](#)

Last Modified: April 30, 2008