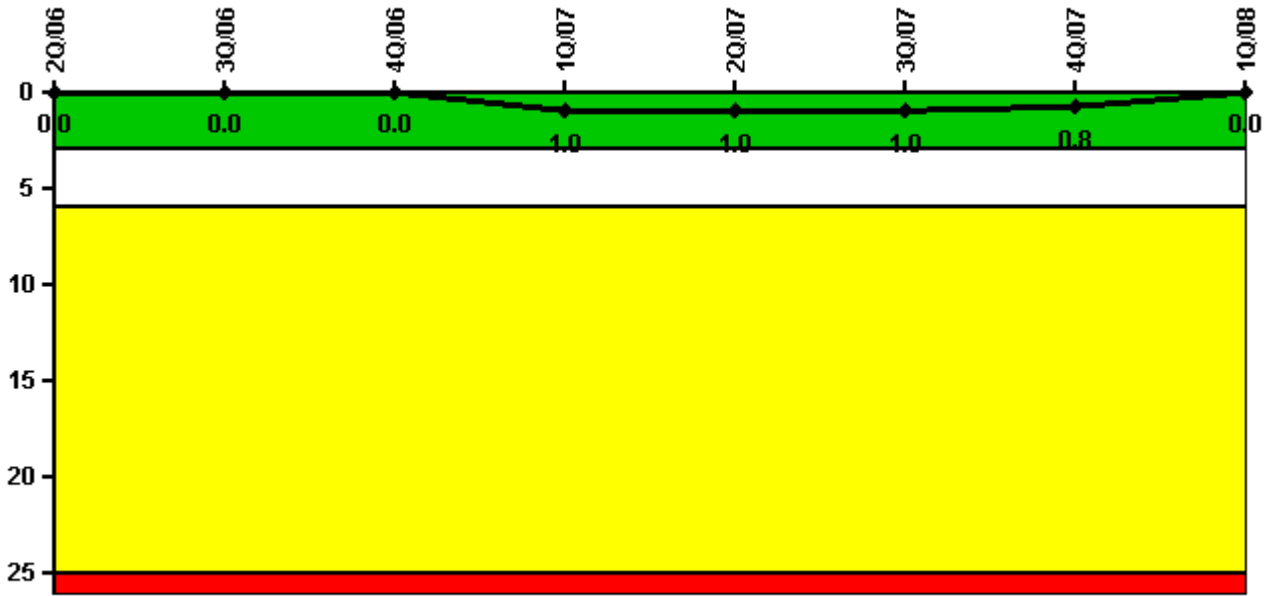


Ocone 1

1Q/2008 Performance Indicators

Licensee's General Comments: none

Unplanned Scrams per 7000 Critical Hrs



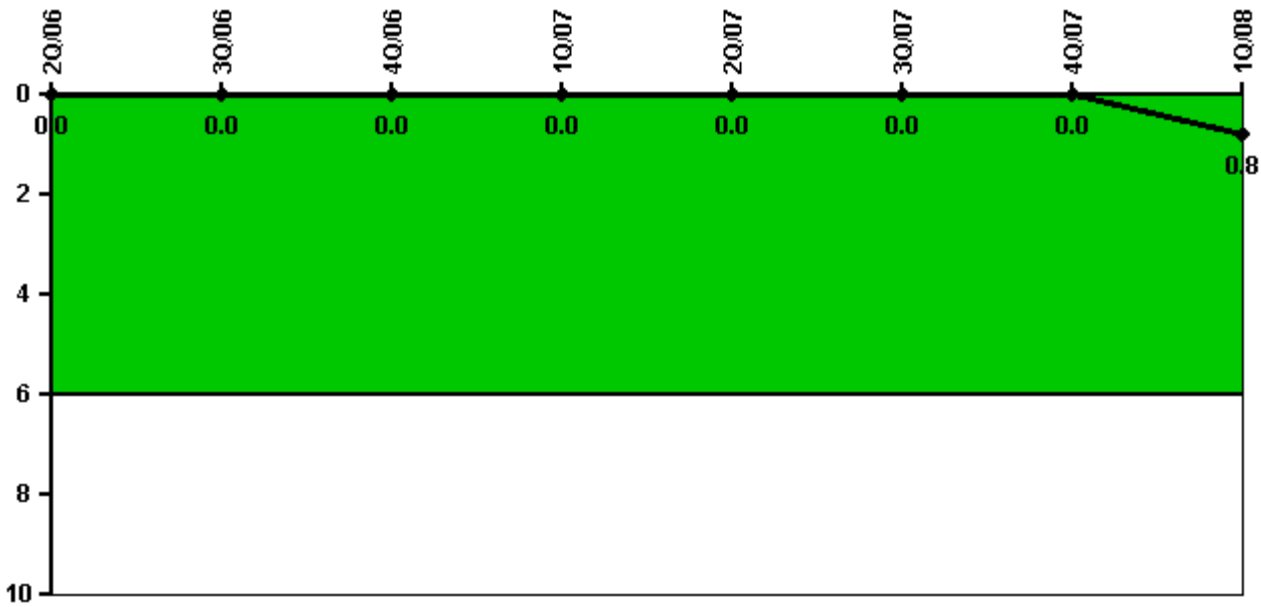
Thresholds: White > 3.0 Yellow > 6.0 Red > 25.0

Notes

Unplanned Scrams per 7000 Critical Hrs	2Q/06	3Q/06	4Q/06	1Q/07	2Q/07	3Q/07	4Q/07	1Q/08
Unplanned scrams	0	0	0	1.0	0	0	0	0
Critical hours	2027.3	2208.0	606.5	1970.6	2184.0	2208.0	2209.0	2183.0
Indicator value	0	0	0	1.0	1.0	1.0	0.8	0

Licensee Comments: none

Unplanned Power Changes per 7000 Critical Hrs



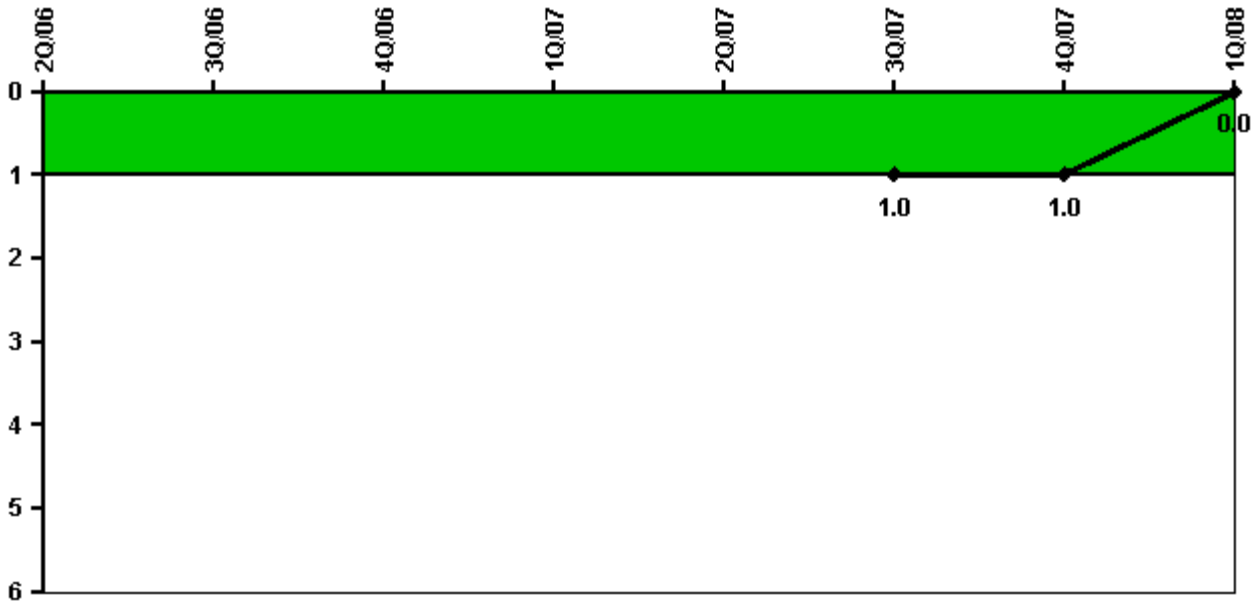
Thresholds: White > 6.0

Notes

Unplanned Power Changes per 7000 Critical Hrs	2Q/06	3Q/06	4Q/06	1Q/07	2Q/07	3Q/07	4Q/07	1Q/08
Unplanned power changes	0	0	0	0	0	0	0	1.0
Critical hours	2027.3	2208.0	606.5	1970.6	2184.0	2208.0	2209.0	2183.0
Indicator value	0	0	0	0	0	0	0	0.8

Licensee Comments: none

Unplanned Scrams with Complications



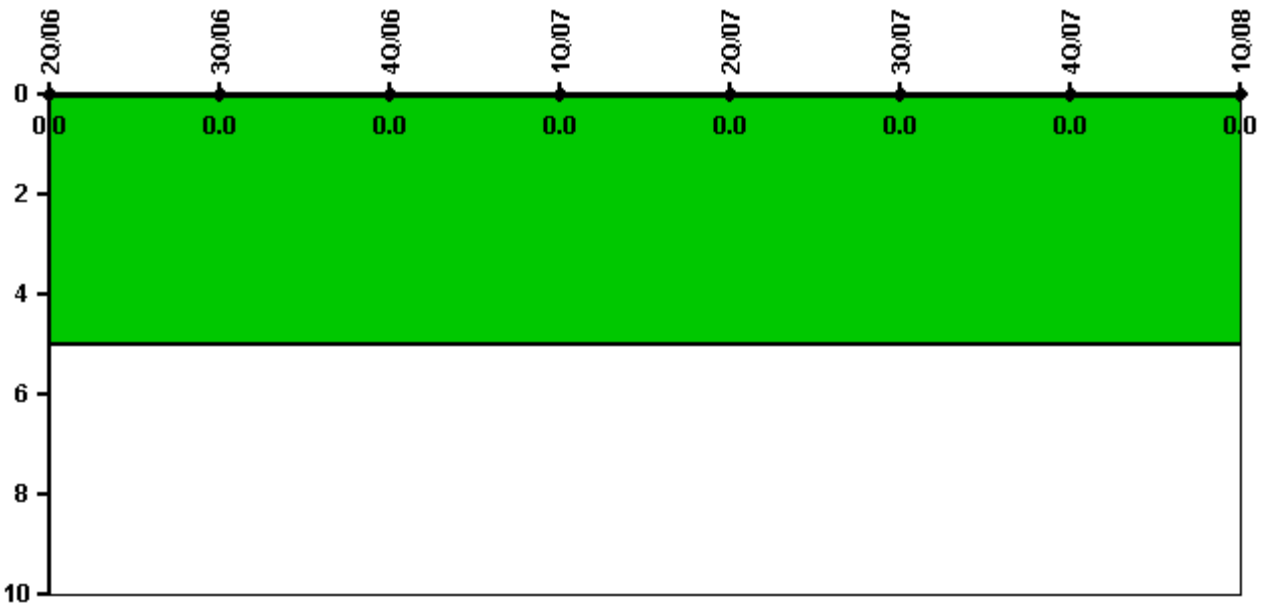
Thresholds: White > 1.0

Notes

Unplanned Scrams with Complications	2Q/06	3Q/06	4Q/06	1Q/07	2Q/07	3Q/07	4Q/07	1Q/08
Scrams with complications			0	1.0	0	0	0	0
Indicator value						1.0	1.0	0.0

Licensee Comments: none

Safety System Functional Failures (PWR)



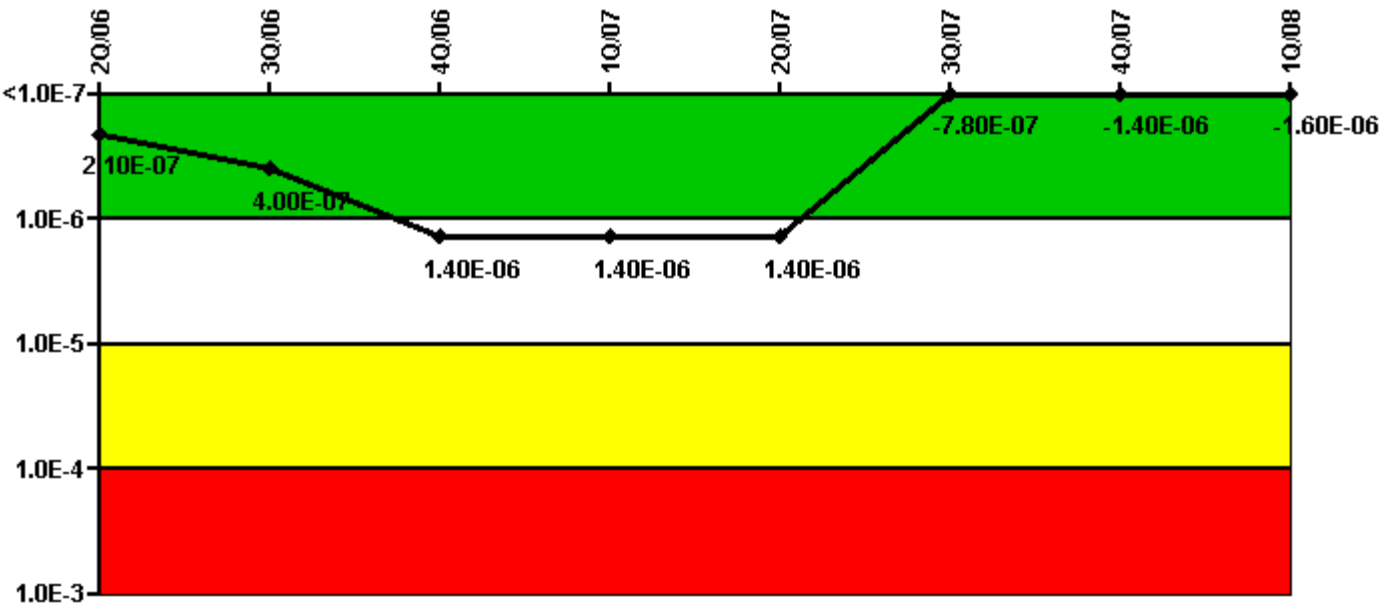
Thresholds: White > 5.0

Notes

Safety System Functional Failures (PWR)	2Q/06	3Q/06	4Q/06	1Q/07	2Q/07	3Q/07	4Q/07	1Q/08
Safety System Functional Failures	0	0	0	0	0	0	0	0
Indicator value	0	0	0	0	0	0	0	0

Licensee Comments: none

Mitigating Systems Performance Index, Emergency AC Power System



Thresholds: White > 1.00E-6 Yellow > 1.00E-5 Red > 1.00E-4


Notes

Mitigating Systems Performance Index, Emergency AC Power System	2Q/06	3Q/06	4Q/06	1Q/07	2Q/07	3Q/07	4Q/07	1Q/08
UAI (ΔCDF)	4.00E-07	2.00E-06	3.00E-06	3.00E-06	3.00E-06	6.20E-07	4.00E-07	9.90E-08
URI (ΔCDF)	-1.90E-07	-1.60E-06	-1.60E-06	-1.60E-06	-1.60E-06	-1.40E-06	-1.80E-06	-1.70E-06
PLE	NO	NO	NO	NO	NO	NO	NO	NO
Indicator value	2.10E-07	4.00E-07	1.40E-06	1.40E-06	1.40E-06	-7.80E-07	-1.40E-06	-1.60E-06

Licensee Comments:

1Q/08: ACB-1 failed to open on shutdown of KHU-1 and resulted in emergency lockout of KHU-1 on 3/31/2008. PIP O-08-01628.

Mitigating Systems Performance Index, High Pressure Injection System



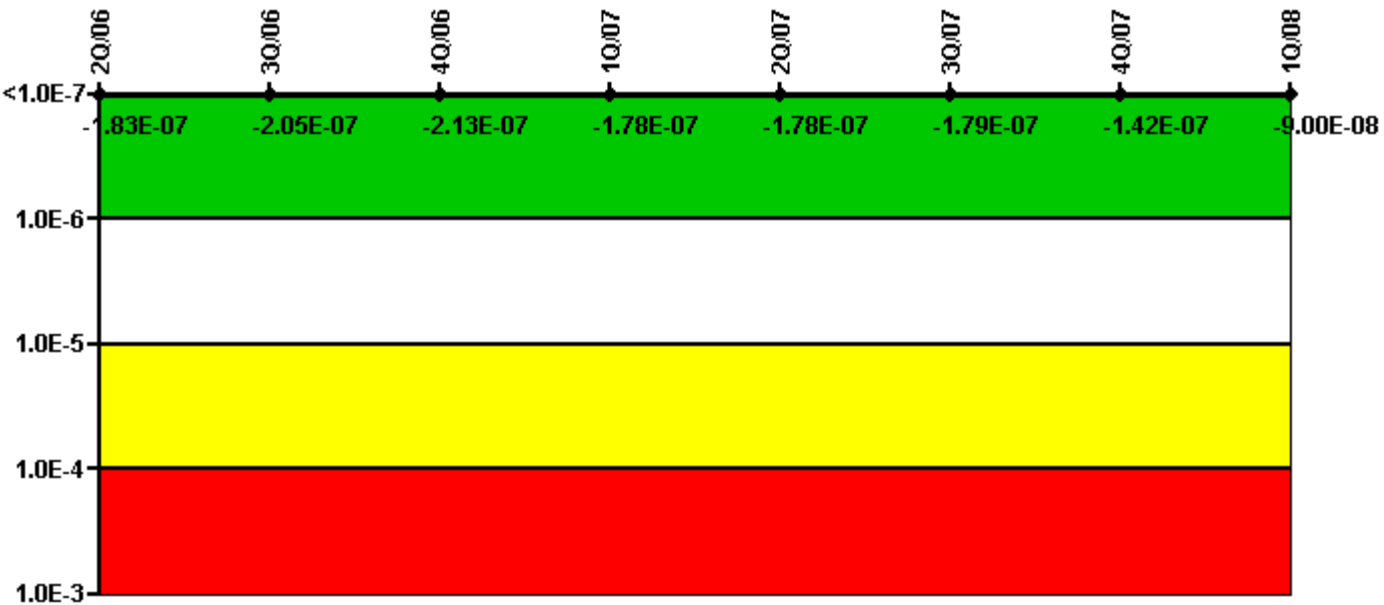
Thresholds: White > 1.00E-6 Yellow > 1.00E-5 Red > 1.00E-4

Notes

Mitigating Systems Performance Index, High Pressure Injection System	2Q/06	3Q/06	4Q/06	1Q/07	2Q/07	3Q/07	4Q/07	1Q/08
UAI (Δ CDF)	-4.90E-08	-5.00E-08	-5.00E-08	-5.10E-08	-5.10E-08	-5.20E-08	-5.30E-08	-5.40E-08
URI (Δ CDF)	-1.70E-07	-1.70E-07	-1.70E-07	-1.70E-07	-1.70E-07	-1.70E-07	-1.70E-07	-1.70E-07
PLE	NO	NO	NO	NO	NO	NO	NO	NO
Indicator value	-2.19E-07	-2.20E-07	-2.20E-07	-2.21E-07	-2.21E-07	-2.22E-07	-2.23E-07	-2.24E-07

Licensee Comments: none

Mitigating Systems Performance Index, Heat Removal System



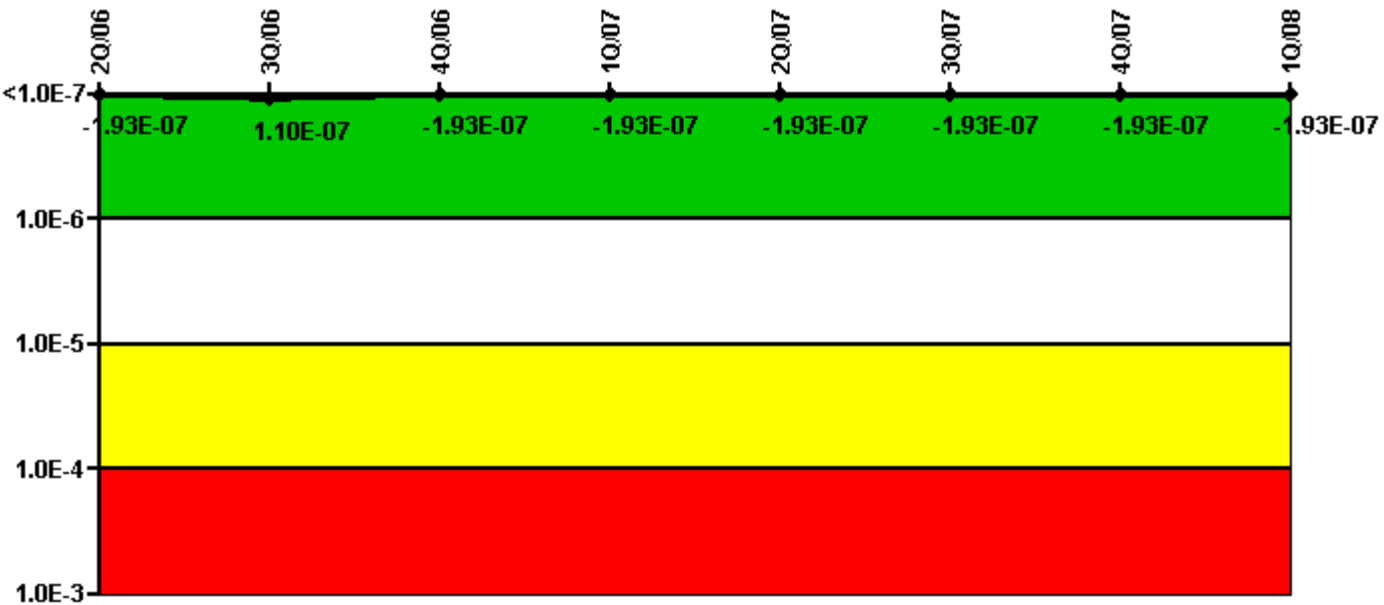
Thresholds: White > 1.00E-6 Yellow > 1.00E-5 Red > 1.00E-4

Notes

Mitigating Systems Performance Index, Heat Removal System	2Q/06	3Q/06	4Q/06	1Q/07	2Q/07	3Q/07	4Q/07	1Q/08
UAI (Δ CDF)	-1.30E-08	-3.50E-08	-4.30E-08	-5.80E-08	-5.80E-08	-5.90E-08	-2.20E-08	3.00E-08
URI (Δ CDF)	-1.70E-07	-1.70E-07	-1.70E-07	-1.20E-07	-1.20E-07	-1.20E-07	-1.20E-07	-1.20E-07
PLE	NO	NO	NO	NO	NO	NO	NO	NO
Indicator value	-1.83E-07	-2.05E-07	-2.13E-07	-1.78E-07	-1.78E-07	-1.79E-07	-1.42E-07	-9.00E-08

Licensee Comments: none

Mitigating Systems Performance Index, Residual Heat Removal System



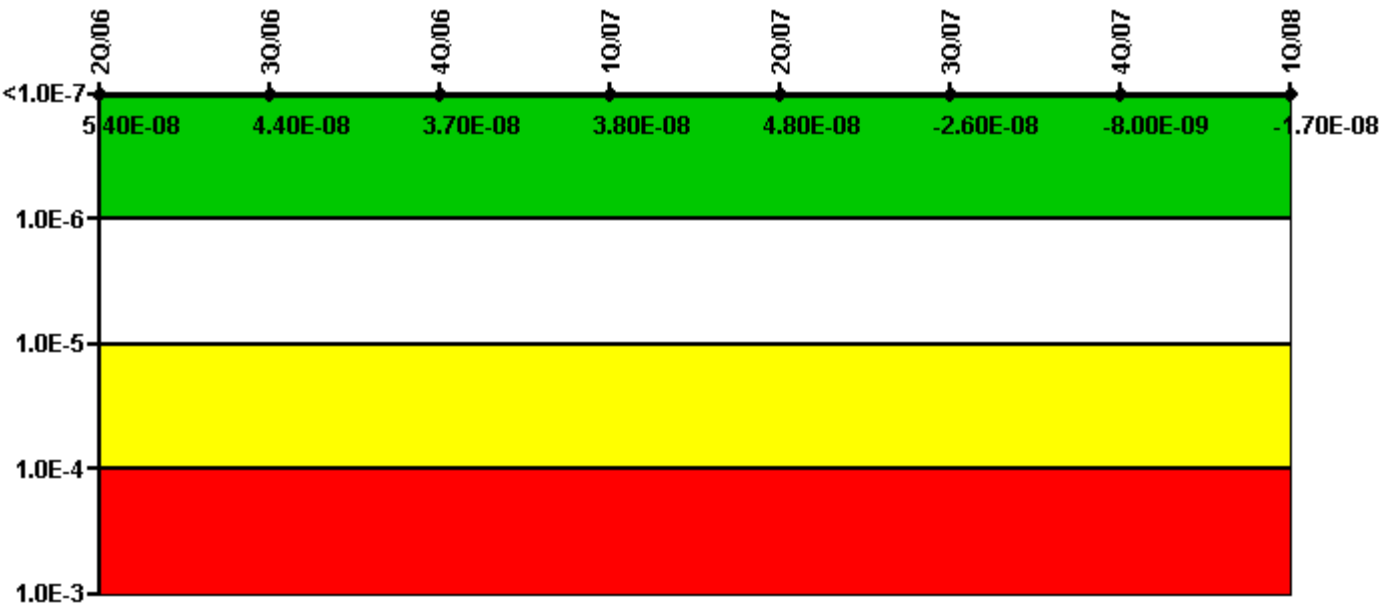
Thresholds: White > 1.00E-6 Yellow > 1.00E-5 Red > 1.00E-4

Notes

Mitigating Systems Performance Index, Residual Heat Removal System	2Q/06	3Q/06	4Q/06	1Q/07	2Q/07	3Q/07	4Q/07	1Q/08
UAI (Δ CDF)	-6.30E-08	2.40E-07	-6.30E-08	-6.30E-08	-6.30E-08	-6.30E-08	-6.30E-08	-6.30E-08
URI (Δ CDF)	-1.30E-07	-1.30E-07	-1.30E-07	-1.30E-07	-1.30E-07	-1.30E-07	-1.30E-07	-1.30E-07
PLE	NO	NO	NO	NO	NO	NO	NO	NO
Indicator value	-1.93E-07	1.10E-07	-1.93E-07	-1.93E-07	-1.93E-07	-1.93E-07	-1.93E-07	-1.93E-07

Licensee Comments: none

Mitigating Systems Performance Index, Cooling Water Systems



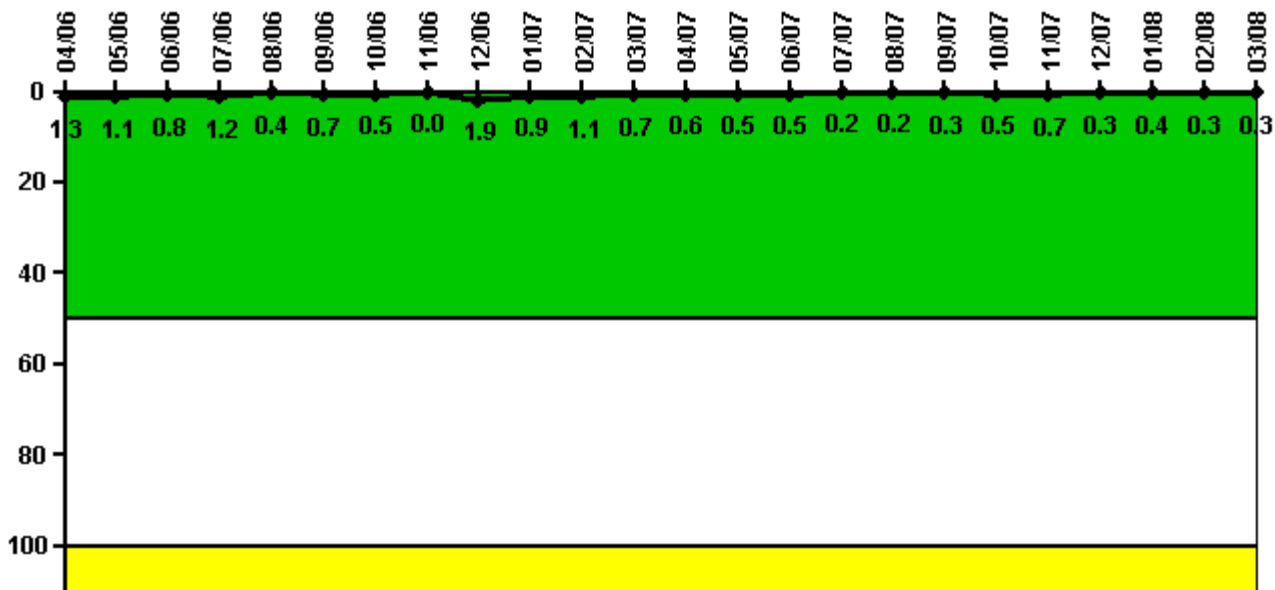
Thresholds: White > 1.00E-6 Yellow > 1.00E-5 Red > 1.00E-4

Notes

Mitigating Systems Performance Index, Cooling Water Systems	2Q/06	3Q/06	4Q/06	1Q/07	2Q/07	3Q/07	4Q/07	1Q/08
UAI (ΔCDF)	9.60E-08	8.60E-08	7.90E-08	8.00E-08	9.00E-08	1.60E-08	3.40E-08	2.50E-08
URI (ΔCDF)	-4.20E-08	-4.20E-08	-4.20E-08	-4.20E-08	-4.20E-08	-4.20E-08	-4.20E-08	-4.20E-08
PLE	NO	NO	NO	NO	NO	NO	NO	NO
Indicator value	5.40E-08	4.40E-08	3.70E-08	3.80E-08	4.80E-08	-2.60E-08	-8.00E-09	-1.70E-08

Licensee Comments: none

Reactor Coolant System Leakage



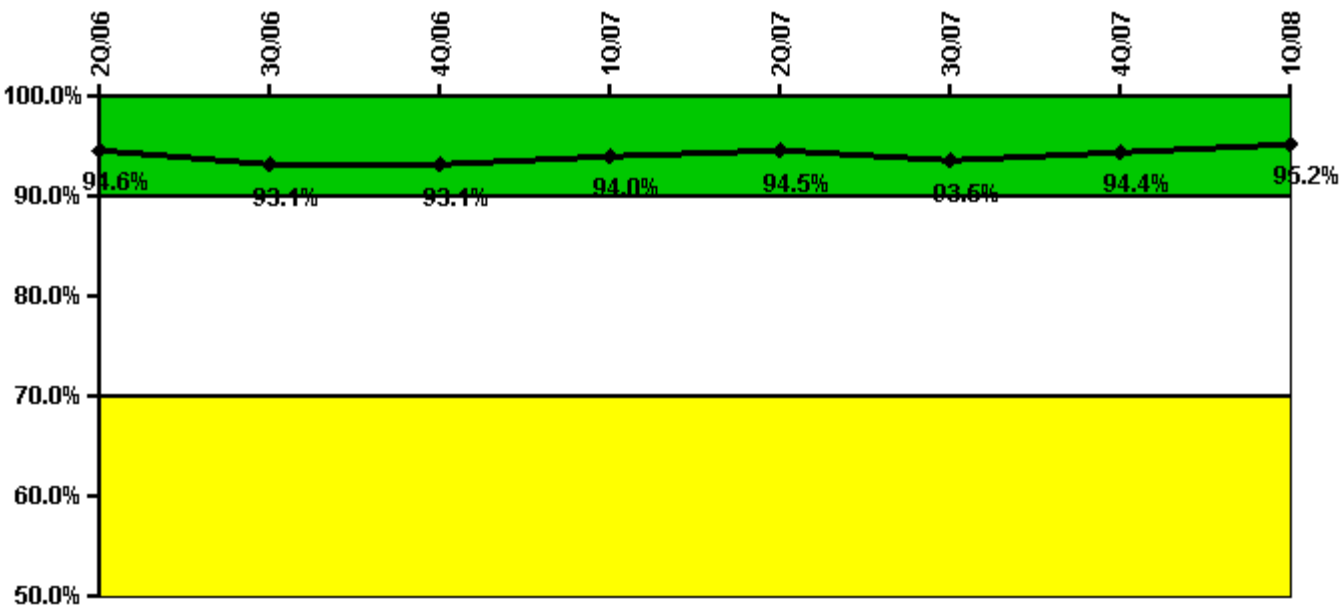
Thresholds: White > 50.0 Yellow > 100.0

Notes

Reactor Coolant System Leakage	4/06	5/06	6/06	7/06	8/06	9/06	10/06	11/06	12/06	1/07	2/07	3/07
Maximum leakage	0.130	0.107	0.083	0.120	0.036	0.068	0.053	0	0.190	0.085	0.112	0.069
Technical specification limit	10.0	10.0	10.0	10.0	10.0	10.0	10.0	10.0	10.0	10.0	10.0	10.0
Indicator value	1.3	1.1	0.8	1.2	0.4	0.7	0.5	0	1.9	0.9	1.1	0.7
Reactor Coolant System Leakage	4/07	5/07	6/07	7/07	8/07	9/07	10/07	11/07	12/07	1/08	2/08	3/08
Maximum leakage	0.064	0.051	0.046	0.020	0.024	0.027	0.047	0.068	0.028	0.040	0.033	0.034
Technical specification limit	10.0	10.0	10.0	10.0	10.0	10.0	10.0	10.0	10.0	10.0	10.0	10.0
Indicator value	0.6	0.5	0.5	0.2	0.2	0.3	0.5	0.7	0.3	0.4	0.3	0.3

Licensee Comments: none

Drill/Exercise Performance



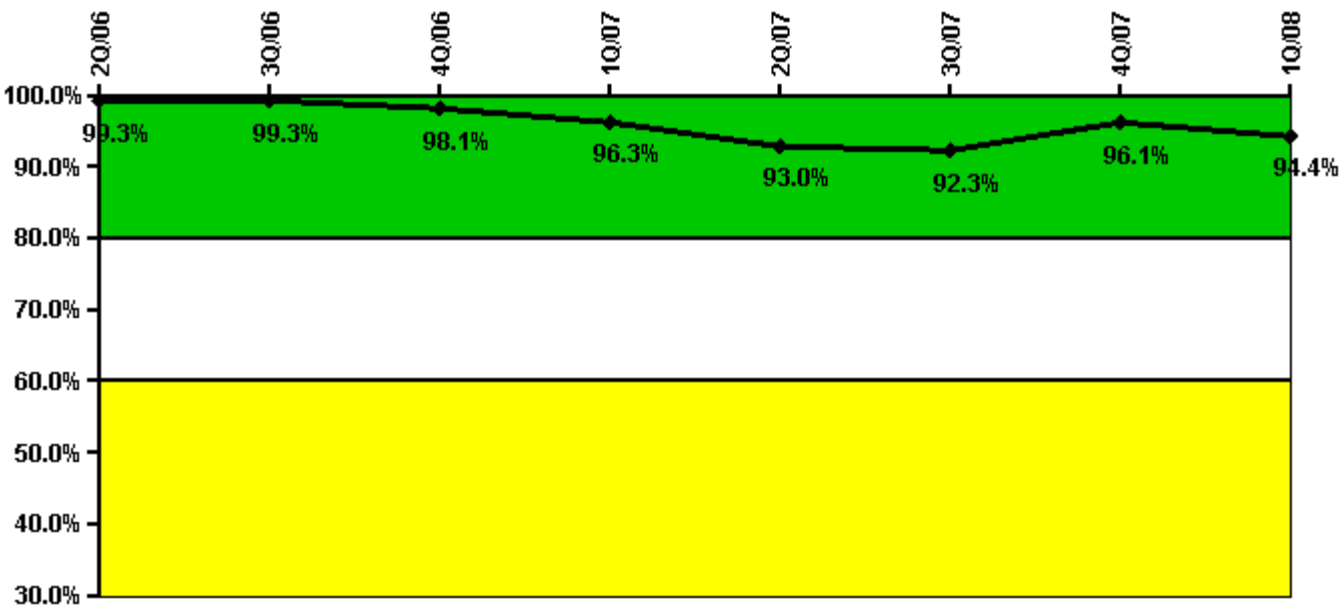
Thresholds: White < 90.0% Yellow < 70.0%

Notes

Drill/Exercise Performance	2Q/06	3Q/06	4Q/06	1Q/07	2Q/07	3Q/07	4Q/07	1Q/08
Successful opportunities	32.0	32.0	7.0	39.0	29.0	26.0	26.0	65.0
Total opportunities	32.0	37.0	7.0	41.0	29.0	28.0	26.0	69.0
Indicator value	94.6%	93.1%	93.1%	94.0%	94.5%	93.5%	94.4%	95.2%

Licensee Comments: none

ERO Drill Participation



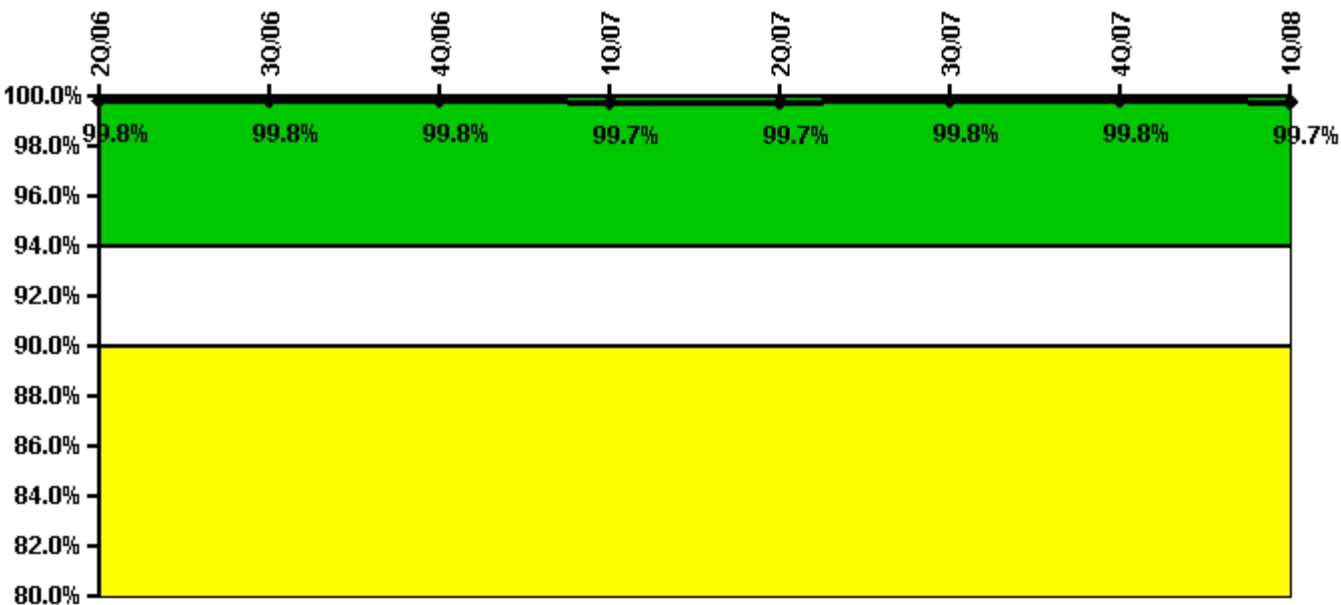
Thresholds: White < 80.0% Yellow < 60.0%

Notes

ERO Drill Participation	2Q/06	3Q/06	4Q/06	1Q/07	2Q/07	3Q/07	4Q/07	1Q/08
Participating Key personnel	150.0	150.0	159.0	155.0	159.0	156.0	147.0	134.0
Total Key personnel	151.0	151.0	162.0	161.0	171.0	169.0	153.0	142.0
Indicator value	99.3%	99.3%	98.1%	96.3%	93.0%	92.3%	96.1%	94.4%

Licensee Comments: none

Alert & Notification System



Thresholds: White < 94.0% Yellow < 90.0%

Notes

Alert & Notification System	2Q/06	3Q/06	4Q/06	1Q/07	2Q/07	3Q/07	4Q/07	1Q/08
Successful siren-tests	1683	1620	1688	1684	1748	1753	1623	1811
Total sirens-tests	1690	1625	1690	1690	1755	1755	1625	1820
Indicator value	99.8%	99.8%	99.8%	99.7%	99.7%	99.8%	99.8%	99.7%

Licensee Comments: none

Occupational Exposure Control Effectiveness



Thresholds: White > 2.0 Yellow > 5.0

Notes

Occupational Exposure Control Effectiveness	2Q/06	3Q/06	4Q/06	1Q/07	2Q/07	3Q/07	4Q/07	1Q/08
High radiation area occurrences	0	0	0	0	0	0	0	0
Very high radiation area occurrences	0	0	0	0	0	0	0	0
Unintended exposure occurrences	0	0	0	0	0	0	0	0
Indicator value	0	0	0	0	0	0	0	0

Licensee Comments: none

RETS/ODCM Radiological Effluent



Thresholds: White > 1.0 Yellow > 3.0

Notes

RETS/ODCM Radiological Effluent	2Q/06	3Q/06	4Q/06	1Q/07	2Q/07	3Q/07	4Q/07	1Q/08
RETS/ODCM occurrences	0	0	0	0	0	0	0	0
Indicator value	0	0	0	0	0	0	0	0

Licensee Comments: none

[Physical Protection](#) information not publicly available.

▲ [Action Matrix Summary](#) | [Inspection Findings Summary](#) | [PI Summary](#) | [Reactor Oversight Process](#)

Last Modified: April 30, 2008