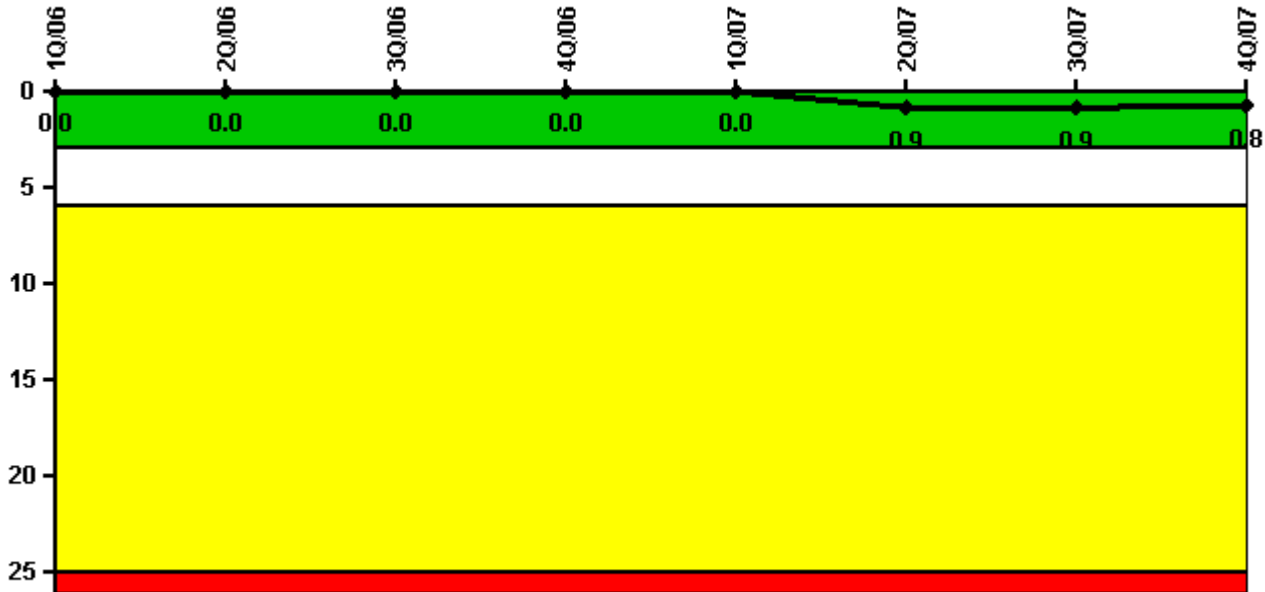


# Prairie Island 2

## 4Q/2007 Performance Indicators

Licensee's General Comments: none

### Unplanned Scrams per 7000 Critical Hrs



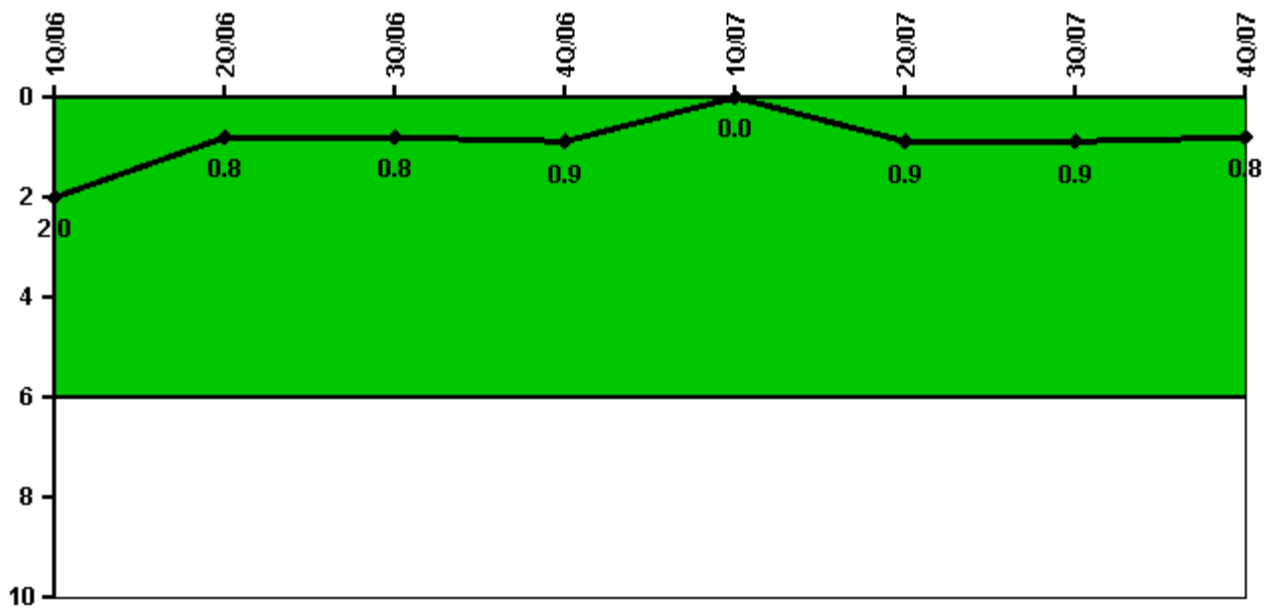
Thresholds: White > 3.0 Yellow > 6.0 Red > 25.0

### Notes

Unplanned Scrams per 7000 Critical Hrs	1Q/06	2Q/06	3Q/06	4Q/06	1Q/07	2Q/07	3Q/07	4Q/07
Unplanned scrams	0	0	0	0	0	1.0	0	0
Critical hours	1806.1	2183.0	2208.0	1506.3	1991.4	2123.1	2208.0	2209.0
Indicator value	0	0	0	0	0	0.9	0.9	0.8

Licensee Comments: none

## Unplanned Power Changes per 7000 Critical Hrs



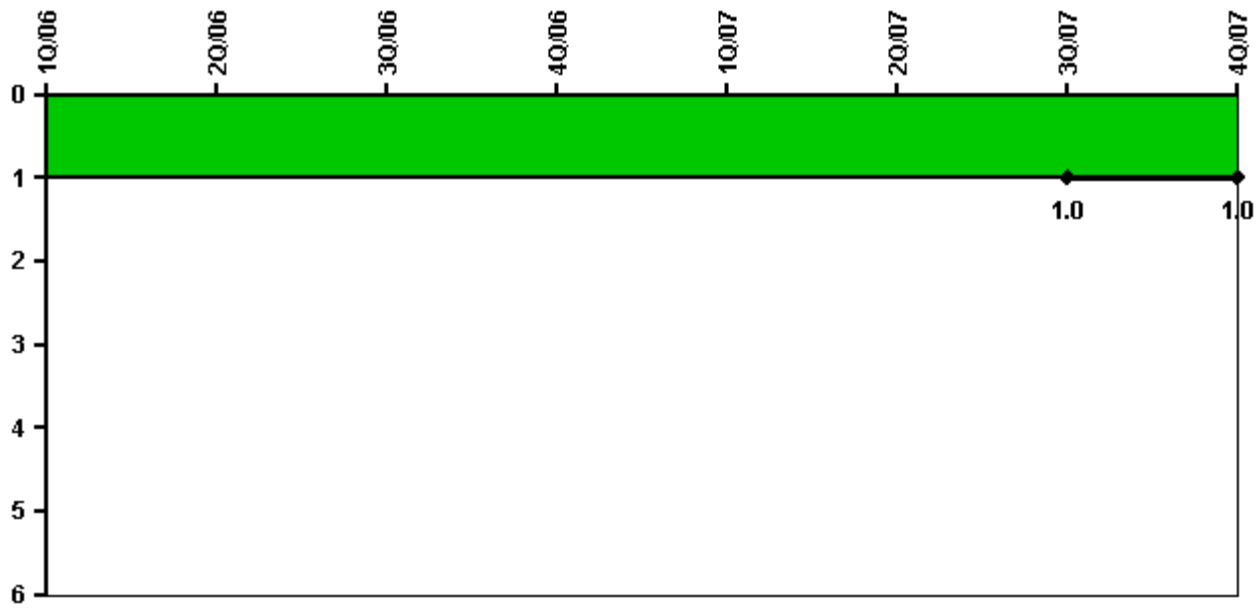
Thresholds: White > 6.0

### Notes

Unplanned Power Changes per 7000 Critical Hrs	1Q/06	2Q/06	3Q/06	4Q/06	1Q/07	2Q/07	3Q/07	4Q/07
Unplanned power changes	1.0	0	0	0	0	1.0	0	0
Critical hours	1806.1	2183.0	2208.0	1506.3	1991.4	2123.1	2208.0	2209.0
Indicator value	2.0	0.8	0.8	0.9	0	0.9	0.9	0.8

Licensee Comments: none

# Unplanned Scrams with Complications



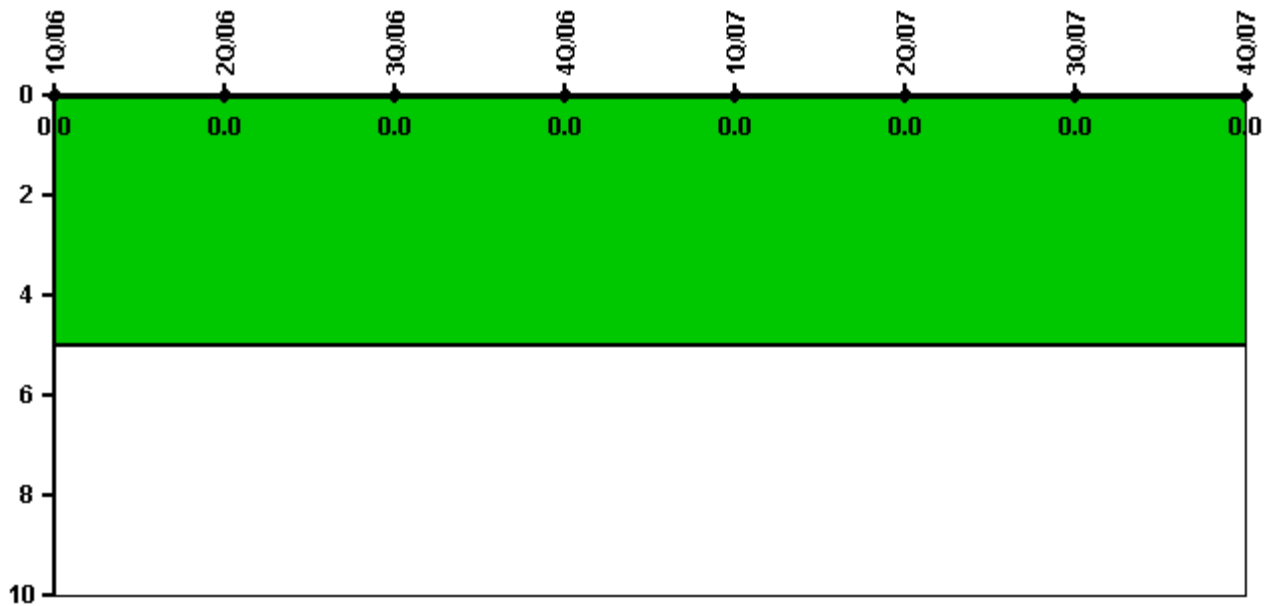
Thresholds: White > 1.0

## Notes

Unplanned Scrams with Complications	1Q/06	2Q/06	3Q/06	4Q/06	1Q/07	2Q/07	3Q/07	4Q/07
Scrams with complications				0	0	1.0	0	0
<b>Indicator value</b>							<b>1.0</b>	<b>1.0</b>

Licensee Comments: none

# Safety System Functional Failures (PWR)



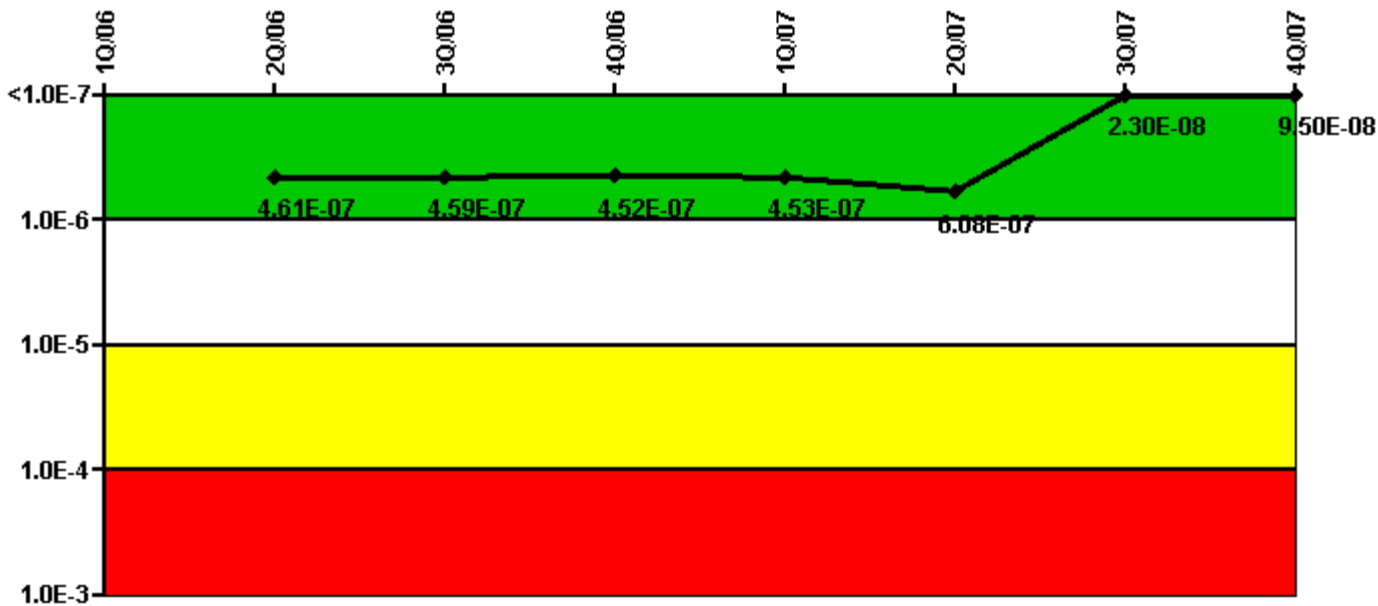
Thresholds: White > 5.0

## Notes

Safety System Functional Failures (PWR)	1Q/06	2Q/06	3Q/06	4Q/06	1Q/07	2Q/07	3Q/07	4Q/07
Safety System Functional Failures	0	0	0	0	0	0	0	0
Indicator value	0	0	0	0	0	0	0	0

Licensee Comments: none

# Mitigating Systems Performance Index, Emergency AC Power System




Thresholds: White > 1.00E-6 Yellow > 1.00E-5 Red > 1.00E-4

## Notes

Mitigating Systems Performance Index, Emergency AC Power System	1Q/06	2Q/06	3Q/06	4Q/06	1Q/07	2Q/07	3Q/07	4Q/07
UAI (ΔCDF)		9.10E-08	8.90E-08	8.20E-08	8.30E-08	5.80E-08	4.90E-08	1.20E-07
URI (ΔCDF)		3.70E-07	3.70E-07	3.70E-07	3.70E-07	5.50E-07	-2.60E-08	-2.50E-08
PLE		NO	NO	NO	NO	NO	NO	NO
Indicator value		4.61E-07	4.59E-07	4.52E-07	4.53E-07	6.08E-07	2.30E-08	9.50E-08

Licensee Comments: none

# Mitigating Systems Performance Index, High Pressure Injection System



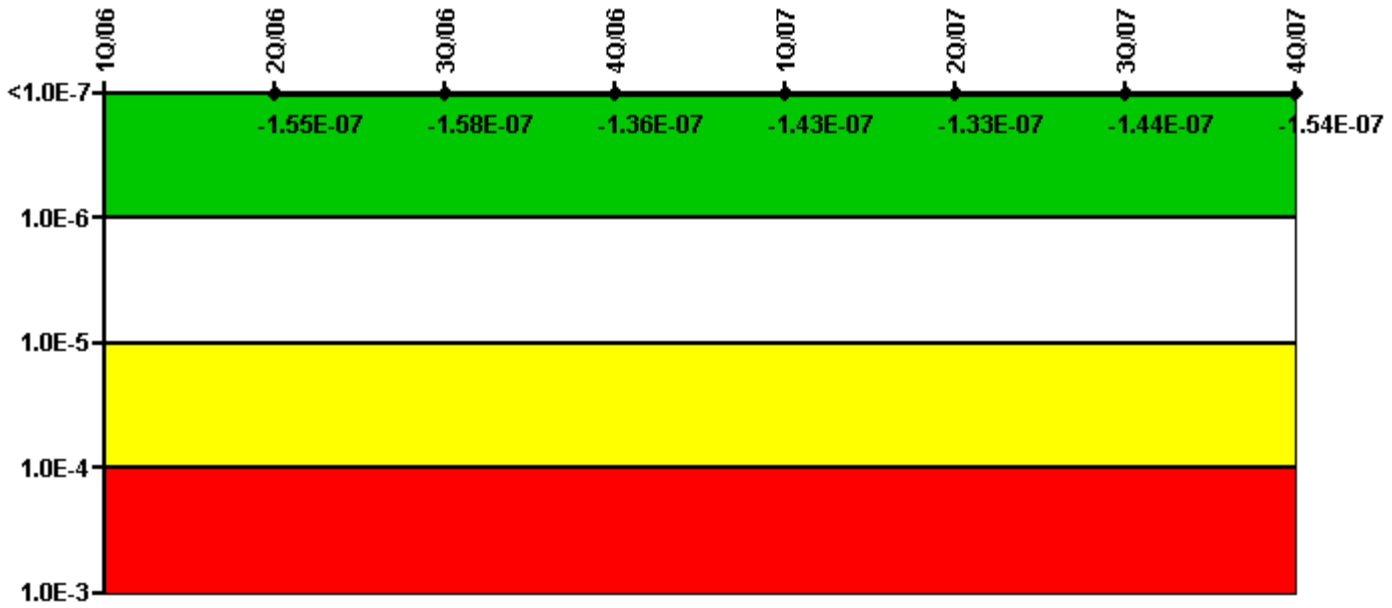
Thresholds: White > 1.00E-6 Yellow > 1.00E-5 Red > 1.00E-4

## Notes

Mitigating Systems Performance Index, High Pressure Injection System	1Q/06	2Q/06	3Q/06	4Q/06	1Q/07	2Q/07	3Q/07	4Q/07
UAI ( $\Delta$ CDF)		-7.70E-09	-7.70E-09	-7.70E-09	-6.40E-09	-6.40E-09	-2.30E-09	-3.10E-09
URI ( $\Delta$ CDF)		-1.70E-08	-1.70E-08	-1.70E-08	-1.70E-08	-1.70E-08	-1.70E-08	-1.70E-08
PLE		NO	NO	NO	NO	NO	NO	NO
Indicator value		-2.47E-08	-2.47E-08	-2.47E-08	-2.34E-08	-2.34E-08	-1.93E-08	-2.01E-08

Licensee Comments: none

# Mitigating Systems Performance Index, Heat Removal System



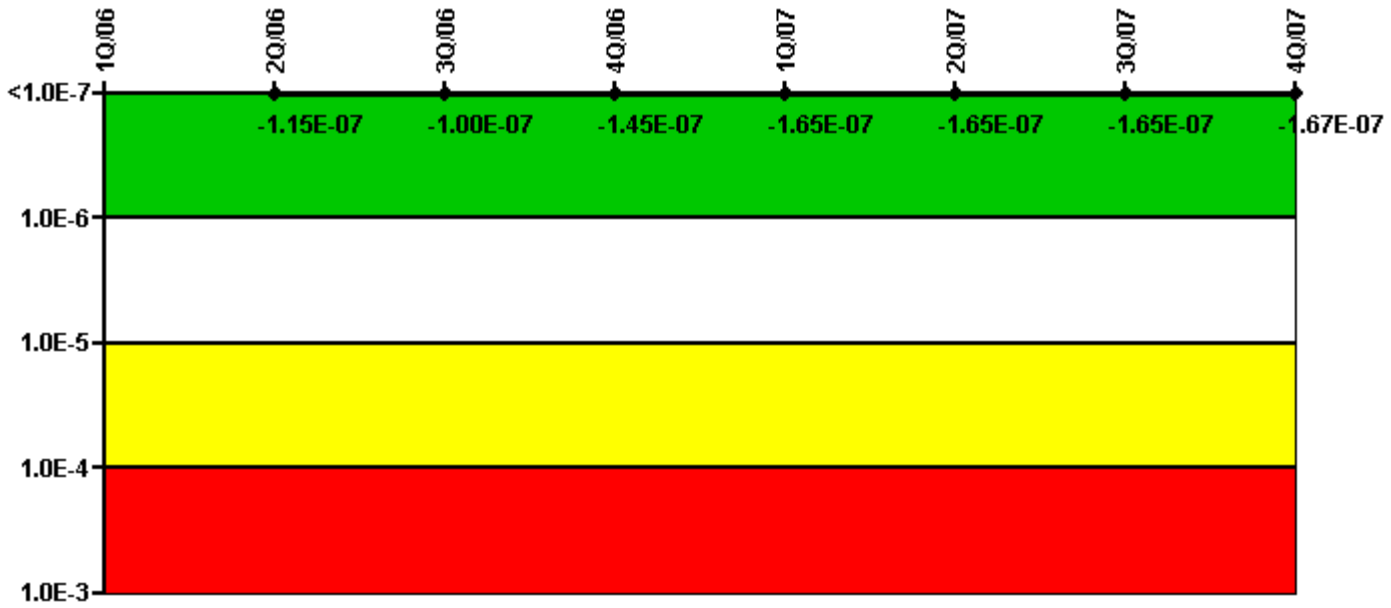
Thresholds: White > 1.00E-6 Yellow > 1.00E-5 Red > 1.00E-4

## Notes

Mitigating Systems Performance Index, Heat Removal System	1Q/06	2Q/06	3Q/06	4Q/06	1Q/07	2Q/07	3Q/07	4Q/07
UAI ( $\Delta$ CDF)		5.40E-09	1.70E-09	3.60E-09	-2.90E-09	7.40E-09	-4.00E-09	-1.40E-08
URI ( $\Delta$ CDF)		-1.60E-07	-1.60E-07	-1.40E-07	-1.40E-07	-1.40E-07	-1.40E-07	-1.40E-07
PLE		NO	NO	NO	NO	NO	NO	NO
Indicator value		-1.55E-07	-1.58E-07	-1.36E-07	-1.43E-07	-1.33E-07	-1.44E-07	-1.54E-07

Licensee Comments: none

# Mitigating Systems Performance Index, Residual Heat Removal System



Thresholds: White > 1.00E-6 Yellow > 1.00E-5 Red > 1.00E-4

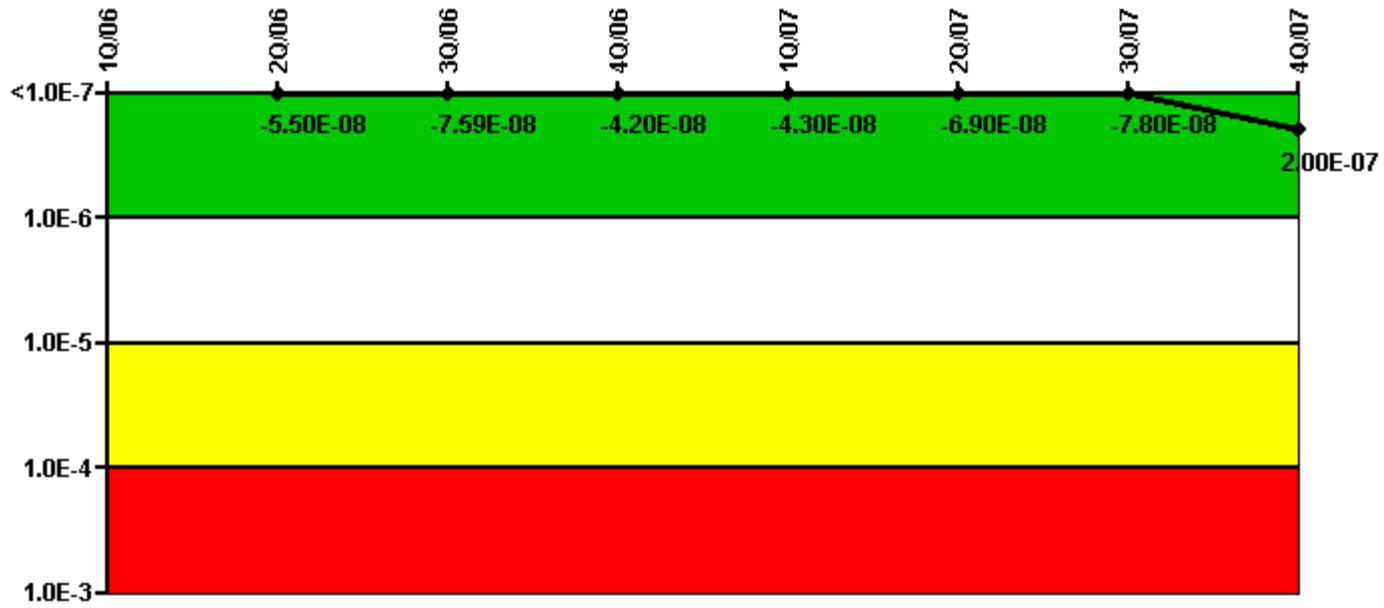
## Notes

Mitigating Systems Performance Index, Residual Heat Removal System	1Q/06	2Q/06	3Q/06	4Q/06	1Q/07	2Q/07	3Q/07	4Q/07
UAI ( $\Delta$ CDF)		2.50E-08	2.00E-08	-1.50E-08	-1.50E-08	-1.50E-08	-1.50E-08	-1.70E-08
URI ( $\Delta$ CDF)		-1.40E-07	-1.20E-07	-1.30E-07	-1.50E-07	-1.50E-07	-1.50E-07	-1.50E-07
PLE		NO	NO	NO	NO	NO	NO	NO
Indicator value		-1.15E-07	-1.00E-07	-1.45E-07	-1.65E-07	-1.65E-07	-1.65E-07	-1.67E-07

Licensee Comments: none



# Mitigating Systems Performance Index, Cooling Water Systems



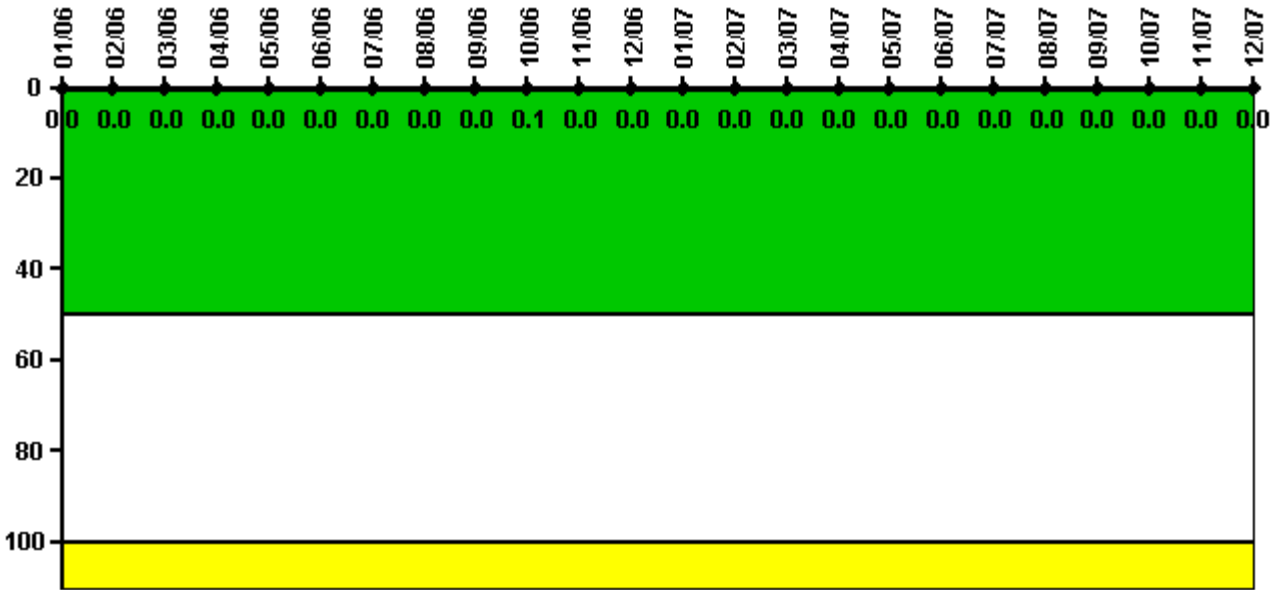
Thresholds: White >  $1.00E-6$  Yellow >  $1.00E-5$  Red >  $1.00E-4$

## Notes

Mitigating Systems Performance Index, Cooling Water Systems	1Q/06	2Q/06	3Q/06	4Q/06	1Q/07	2Q/07	3Q/07	4Q/07
UAI ( $\Delta$ CDF)		$2.00E-08$	$1.10E-09$	$4.00E-08$	$4.10E-08$	$2.80E-08$	$2.10E-08$	$3.10E-07$
URI ( $\Delta$ CDF)		$-7.50E-08$	$-7.70E-08$	$-8.20E-08$	$-8.40E-08$	$-9.70E-08$	$-9.90E-08$	$-1.10E-07$
PLE		NO	NO	NO	NO	NO	NO	NO
Indicator value		$-5.50E-08$	$-7.59E-08$	$-4.20E-08$	$-4.30E-08$	$-6.90E-08$	$-7.80E-08$	$2.00E-07$

Licensee Comments: none

# Reactor Coolant System Activity



Thresholds: White > 50.0 Yellow > 100.0

## Notes

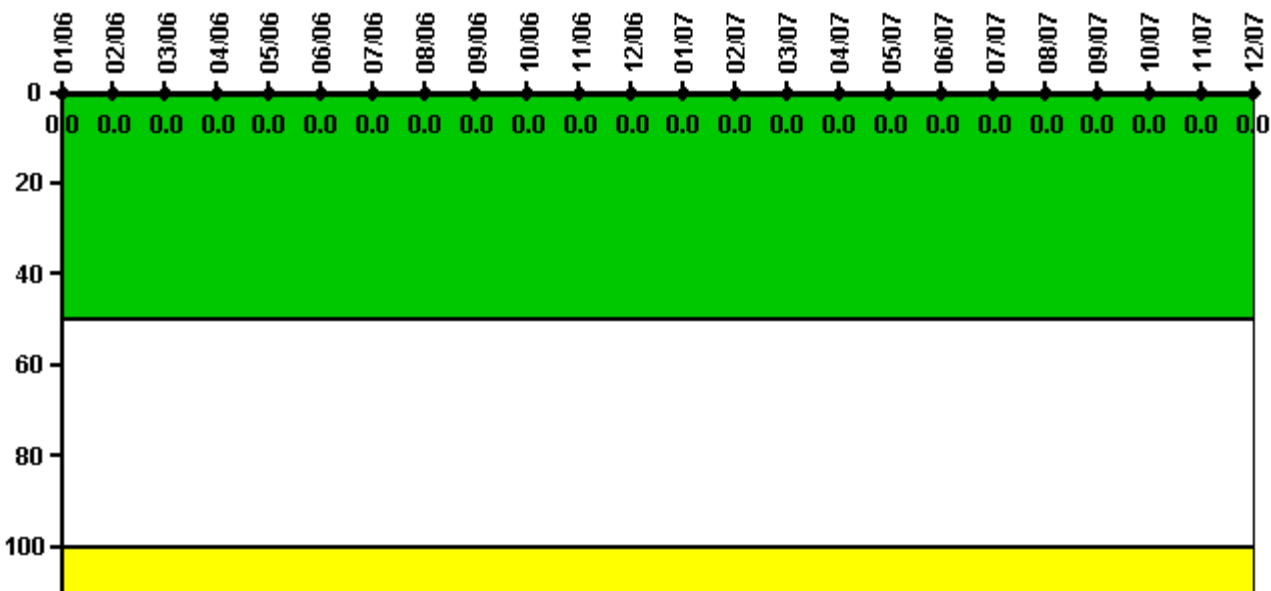
Reactor Coolant System Activity	1/06	2/06	3/06	4/06	5/06	6/06	7/06	8/06	9/06	10/06	11/06	12/06
Maximum activity	0.000270	0.000250	0.000260	0.000480	0.000260	0.000270	0.000290	0.000400	0.000310	0.000600	0.000400	0.000130
Technical specification limit	1.0	1.0	1.0	1.0	1.0	1.0	1.0	1.0	1.0	1.0	1.0	1.0
Indicator value	0	0	0	0	0	0	0	0	0	0.1	0	0

Reactor Coolant System Activity	1/07	2/07	3/07	4/07	5/07	6/07	7/07	8/07	9/07	10/07	11/07	12/07
Maximum activity	0.000150	0.000160	0.000150	0.000160	0.000170	0.000190	0.000190	0.000190	0.000190	0.000190	0.000200	0.000210
Technical specification limit	1.0	1.0	1.0	1.0	1.0	1.0	1.0	1.0	1.0	1.0	1.0	1.0
Indicator value	0	0	0	0	0	0	0	0	0	0	0	0

Licensee Comments: none

# Reactor Coolant System Leakage



Thresholds: White > 50.0 Yellow > 100.0

## Notes

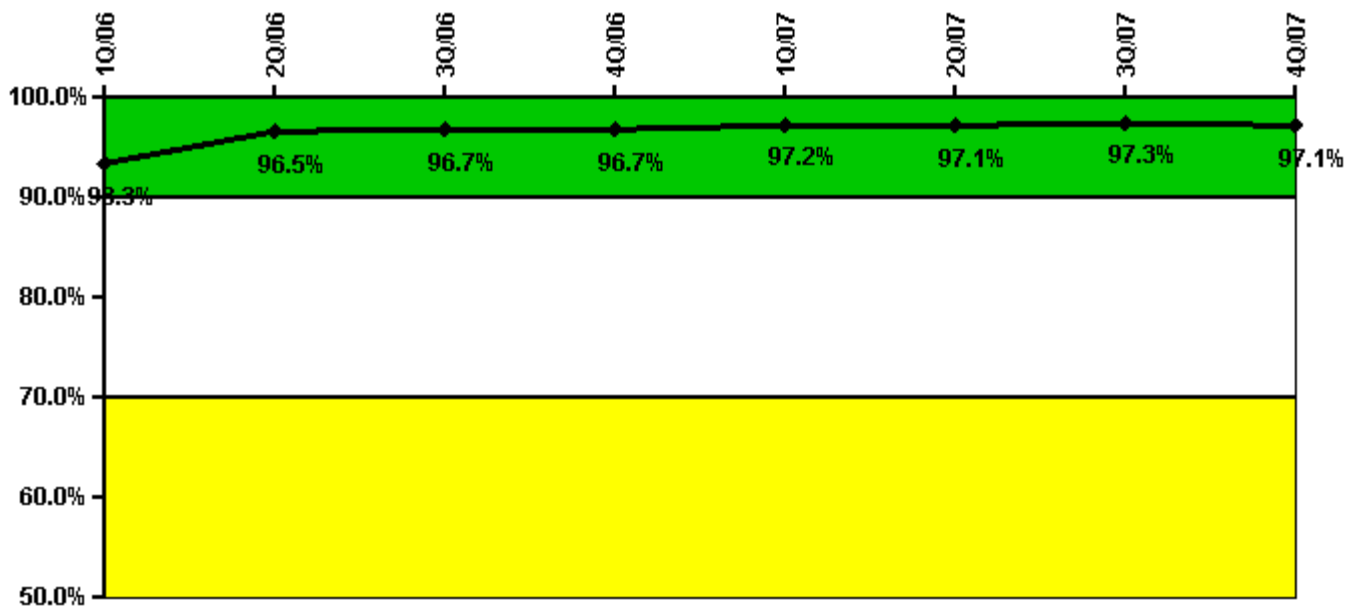
Reactor Coolant System Leakage	1/06	2/06	3/06	4/06	5/06	6/06	7/06	8/06	9/06	10/06	11/06	12/06
Maximum leakage	0	0	0	0	0	0	0	0	0	0	0	0
Technical specification limit	10.0	10.0	10.0	10.0	10.0	10.0	10.0	10.0	10.0	10.0	10.0	10.0
Indicator value	0	0	0	0	0	0	0	0	0	0	0	0

Reactor Coolant System Leakage	1/07	2/07	3/07	4/07	5/07	6/07	7/07	8/07	9/07	10/07	11/07	12/07
Maximum leakage	0	0	0	0	0	0	0	0	0	0	0	0
Technical specification limit	10.0	10.0	10.0	10.0	10.0	10.0	10.0	10.0	10.0	10.0	10.0	10.0
Indicator value	0	0	0	0	0	0	0	0	0	0	0	0

Licensee Comments: none

## Drill/Exercise Performance



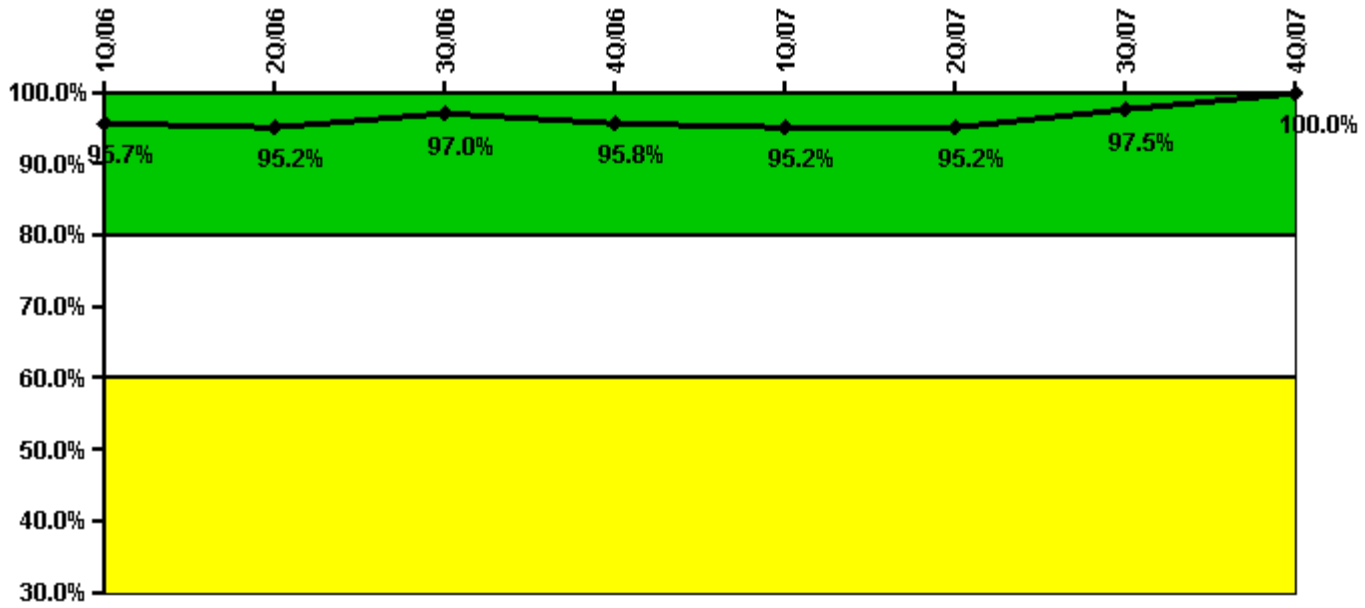
**Thresholds: White < 90.0% Yellow < 70.0%**

### Notes

Drill/Exercise Performance	1Q/06	2Q/06	3Q/06	4Q/06	1Q/07	2Q/07	3Q/07	4Q/07
Successful opportunities	20.0	133.0	53.0	7.0	58.0	33.0	47.0	49.0
Total opportunities	20.0	136.0	55.0	7.0	58.0	34.0	51.0	51.0
<b>Indicator value</b>	<b>93.3%</b>	<b>96.5%</b>	<b>96.7%</b>	<b>96.7%</b>	<b>97.2%</b>	<b>97.1%</b>	<b>97.3%</b>	<b>97.1%</b>

Licensee Comments: none

# ERO Drill Participation



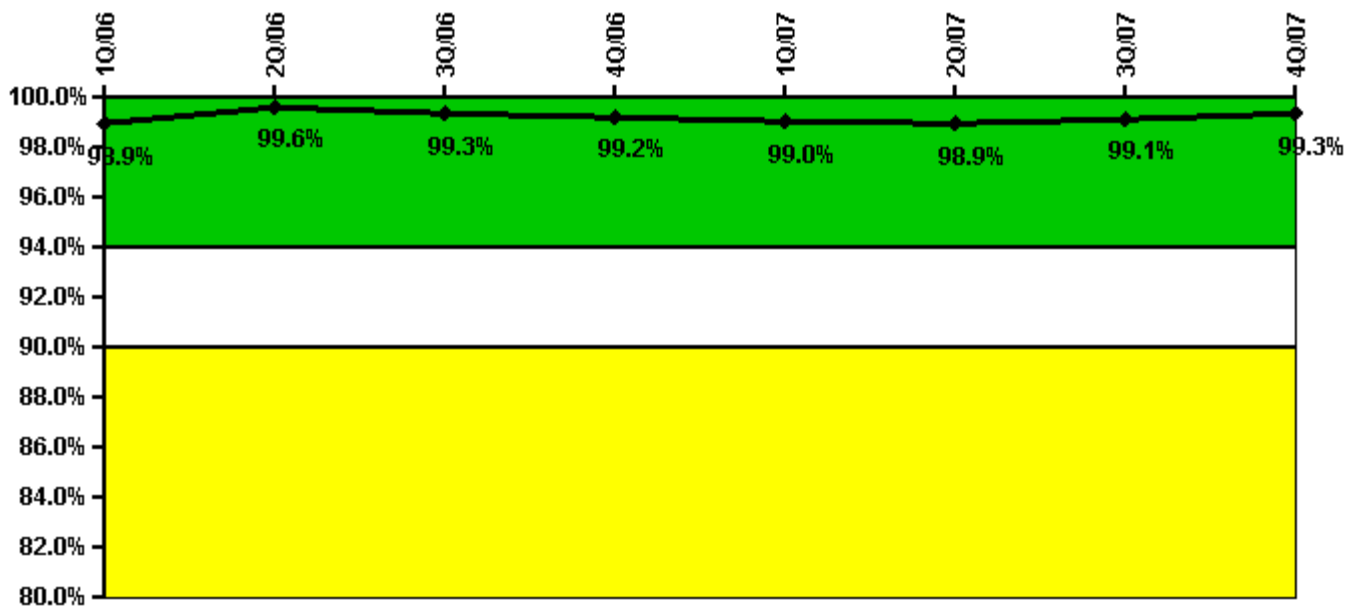
Thresholds: White < 80.0% Yellow < 60.0%

## Notes

ERO Drill Participation	1Q/06	2Q/06	3Q/06	4Q/06	1Q/07	2Q/07	3Q/07	4Q/07
Participating Key personnel	155.0	160.0	163.0	161.0	159.0	157.0	159.0	169.0
Total Key personnel	162.0	168.0	168.0	168.0	167.0	165.0	163.0	169.0
Indicator value	95.7%	95.2%	97.0%	95.8%	95.2%	95.2%	97.5%	100.0%

Licensee Comments: none

# Alert & Notification System



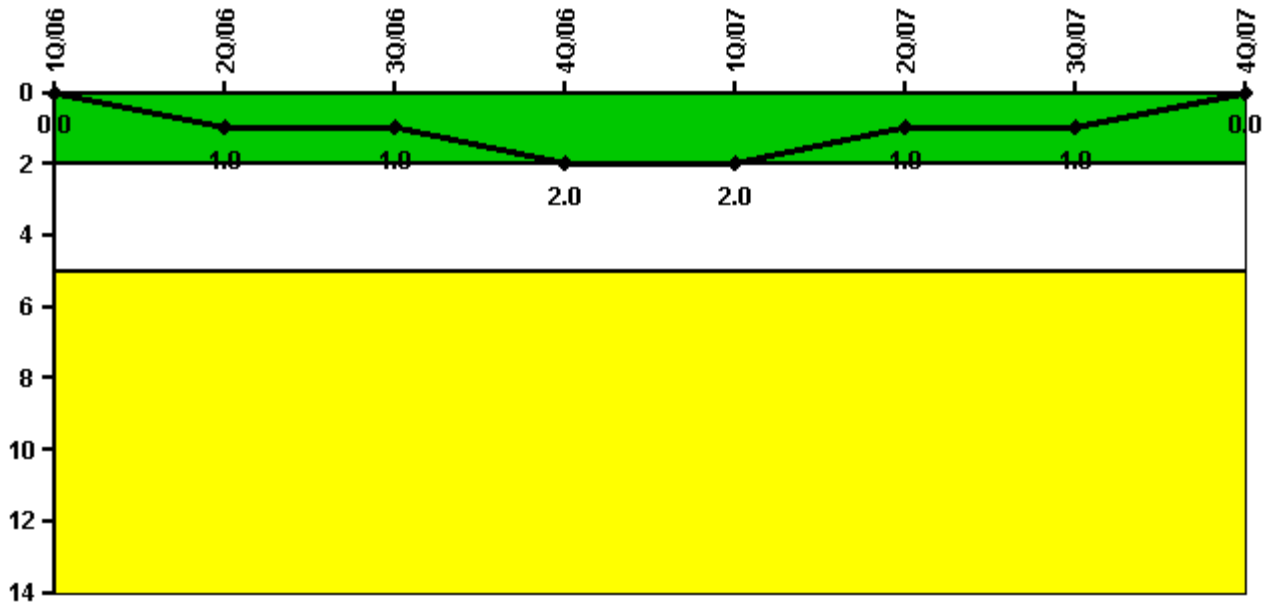
Thresholds: White < 94.0% Yellow < 90.0%

## Notes

Alert & Notification System	1Q/06	2Q/06	3Q/06	4Q/06	1Q/07	2Q/07	3Q/07	4Q/07
Successful siren-tests	1440	1434	1462	1469	1464	1465	1514	1520
Total sirens-tests	1443	1443	1482	1482	1482	1482	1521	1521
<b>Indicator value</b>	<b>98.9%</b>	<b>99.6%</b>	<b>99.3%</b>	<b>99.2%</b>	<b>99.0%</b>	<b>98.9%</b>	<b>99.1%</b>	<b>99.3%</b>

Licensee Comments: none

# Occupational Exposure Control Effectiveness



Thresholds: White > 2.0 Yellow > 5.0

## Notes

Occupational Exposure Control Effectiveness	1Q/06	2Q/06	3Q/06	4Q/06	1Q/07	2Q/07	3Q/07	4Q/07
High radiation area occurrences	0	0	0	1	0	0	0	0
Very high radiation area occurrences	0	1	0	0	0	0	0	0
Unintended exposure occurrences	0	0	0	0	0	0	0	0
<b>Indicator value</b>	<b>0</b>	<b>1</b>	<b>1</b>	<b>2</b>	<b>2</b>	<b>1</b>	<b>1</b>	<b>0</b>

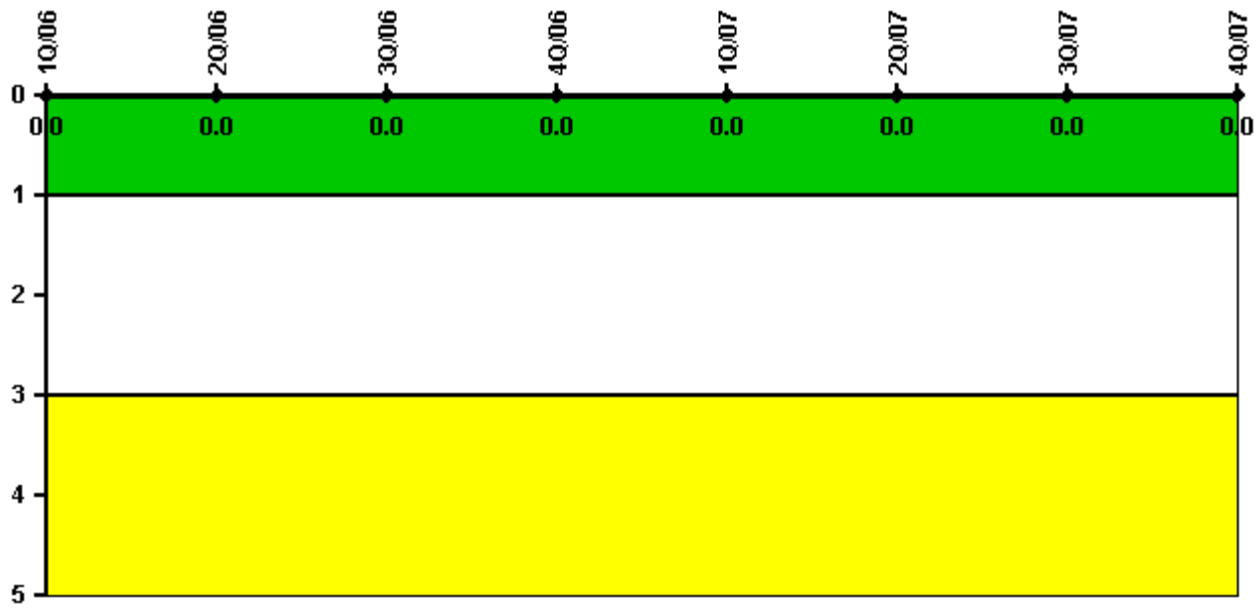
## Licensee Comments:

4Q/07: Revised VHRA occurrence data previously submitted in Nov 2006, this change resulted in a color change from white to green for the period of Nov 2006 to May 2007.

4Q/06: Very High Rad area occurrences was changed from 1 to 0 for Nov 2006. This would change the indicator color to green for the period of Nov 2006 to May 2007.

4Q/06: Very High Rad area occurrences was changed from 0 to 1 for Nov 2006. This would change the indicator color to white for the period of Nov 2006 to May 2007.

# RETS/ODCM Radiological Effluent



Thresholds: White > 1.0 Yellow > 3.0

## Notes

RETS/ODCM Radiological Effluent	1Q/06	2Q/06	3Q/06	4Q/06	1Q/07	2Q/07	3Q/07	4Q/07
RETS/ODCM occurrences	0	0	0	0	0	0	0	0
Indicator value	0	0	0	0	0	0	0	0

Licensee Comments: none

[Physical Protection](#) information not publicly available.

▲ [Action Matrix Summary](#) | [Inspection Findings Summary](#) | [PI Summary](#) | [Reactor Oversight Process](#)

Last Modified: February 4, 2008