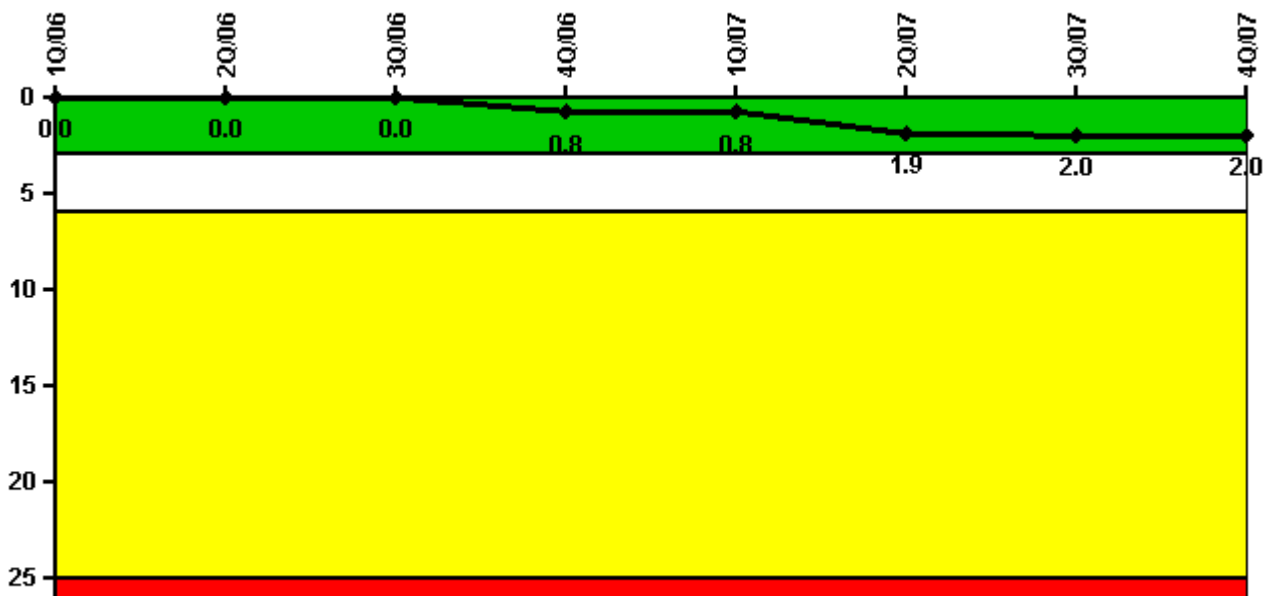


Perry 1

4Q/2007 Performance Indicators

Licensee's General Comments: IE03- An unplanned power change was re-evaluated and added for June, 2007. Perry FAQ 75 documents a planned scram of greater than 20 percent power in which the planning was not 72 hours in advance. The indicator color is green and is not changed by this correction. OR0- 2Q2007-An occurrence in May, 2007, was re-evaluated to be a High Radiation Area occurrence. An investigative radiological survey determined an area dose rate was higher than expected. The indicator color is green and is not changed by this correction.

Unplanned Scrams per 7000 Critical Hrs



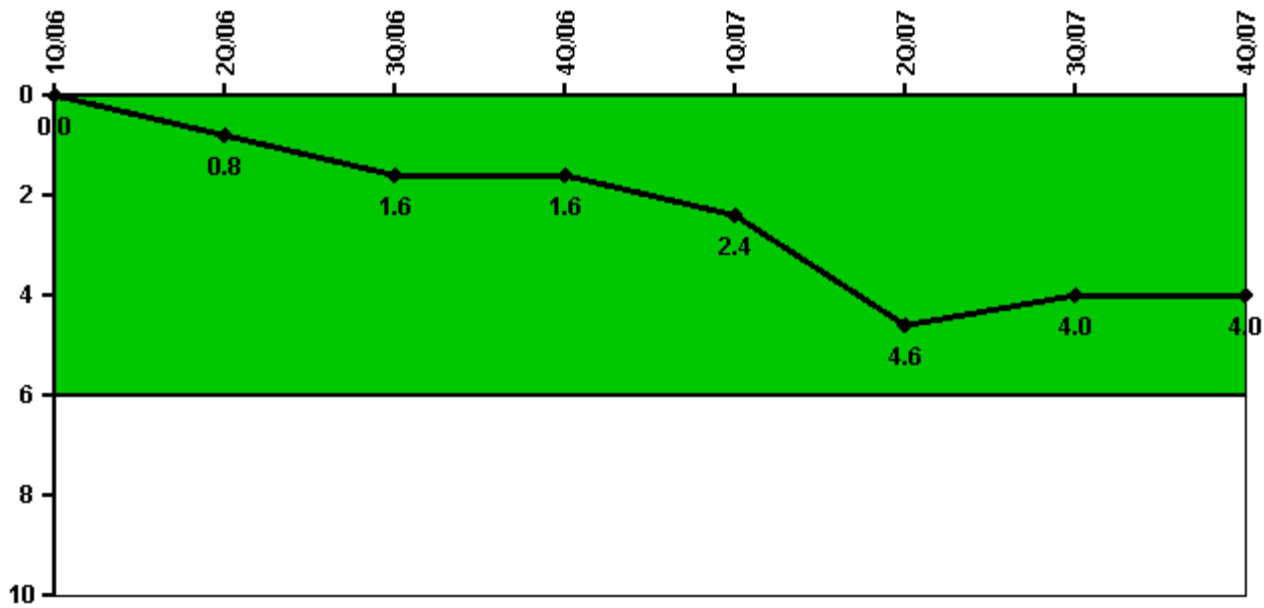
Thresholds: White > 3.0 Yellow > 6.0 Red > 25.0

Notes

Unplanned Scrams per 7000 Critical Hrs	1Q/06	2Q/06	3Q/06	4Q/06	1Q/07	2Q/07	3Q/07	4Q/07
Unplanned scrams	0	0	0	1.0	0	1.0	0	1.0
Critical hours	2160.0	2183.0	2208.0	2080.3	2159.0	1106.2	1659.2	2000.8
Indicator value	0	0	0	0.8	0.8	1.9	2.0	2.0

Licensee Comments: none

Unplanned Power Changes per 7000 Critical Hrs



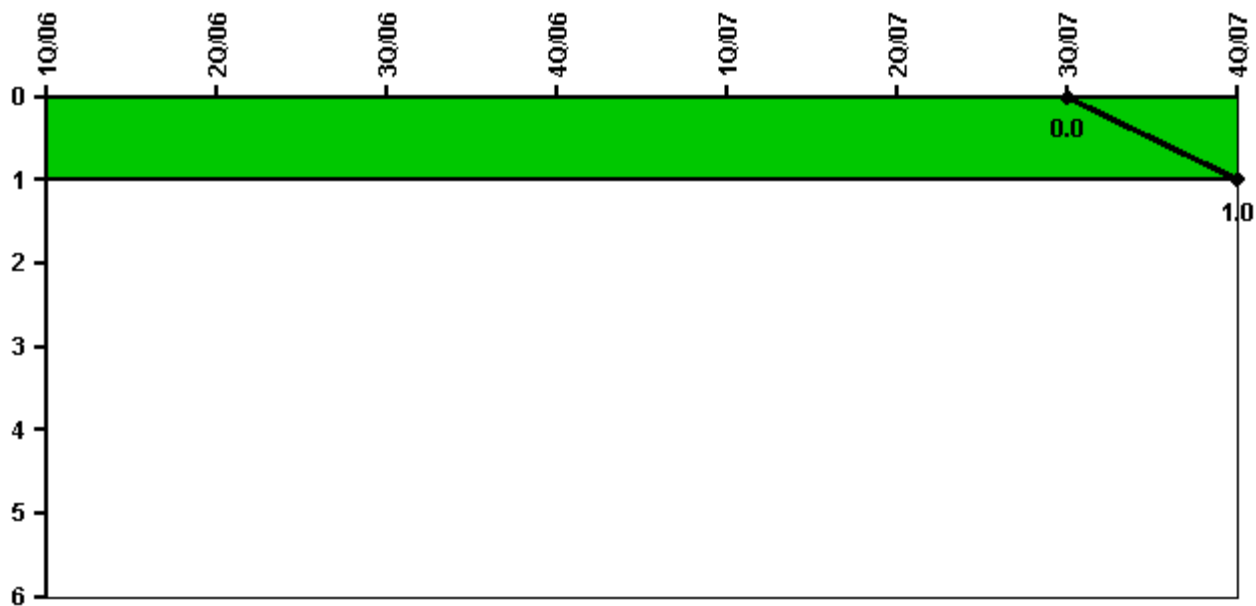
Thresholds: White > 6.0

Notes

Unplanned Power Changes per 7000 Critical Hrs	1Q/06	2Q/06	3Q/06	4Q/06	1Q/07	2Q/07	3Q/07	4Q/07
Unplanned power changes	0	1.0	1.0	0	1.0	3.0	0	0
Critical hours	2160.0	2183.0	2208.0	2080.3	2159.0	1106.2	1659.2	2000.8
Indicator value	0	0.8	1.6	1.6	2.4	4.6	4.0	4.0

Licensee Comments: none

Unplanned Scrams with Complications



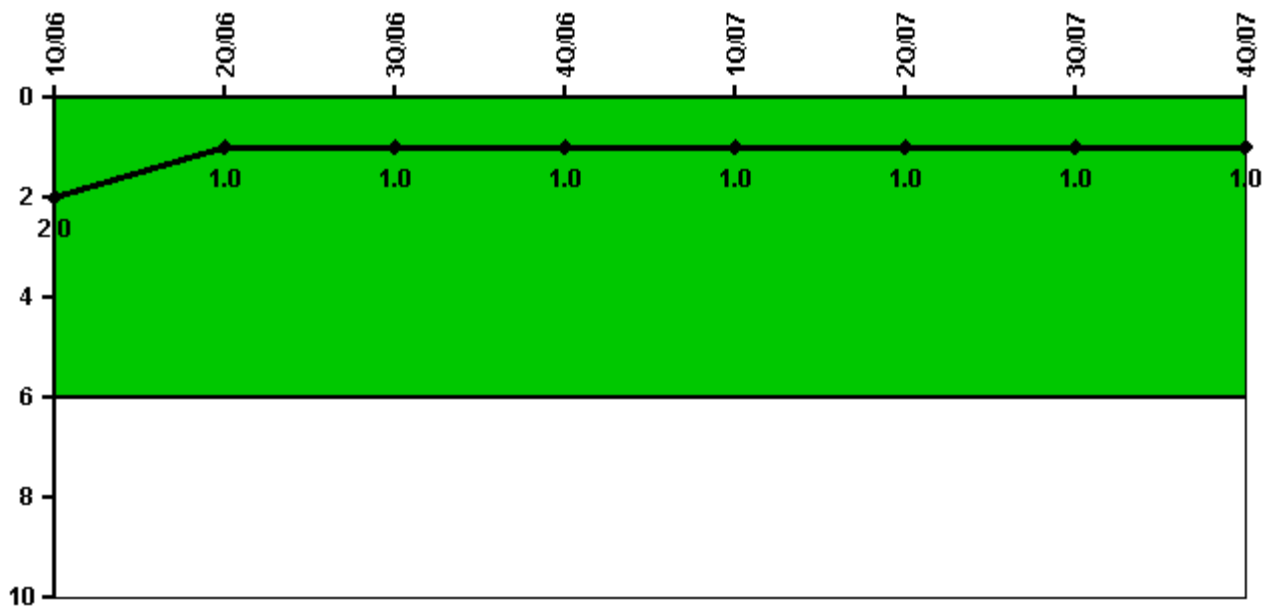
Thresholds: White > 1.0

Notes

Unplanned Scrams with Complications	1Q/06	2Q/06	3Q/06	4Q/06	1Q/07	2Q/07	3Q/07	4Q/07
Scrams with complications				0	0	0	0	1.0
Indicator value							0.0	1.0

Licensee Comments: none

Safety System Functional Failures (BWR)



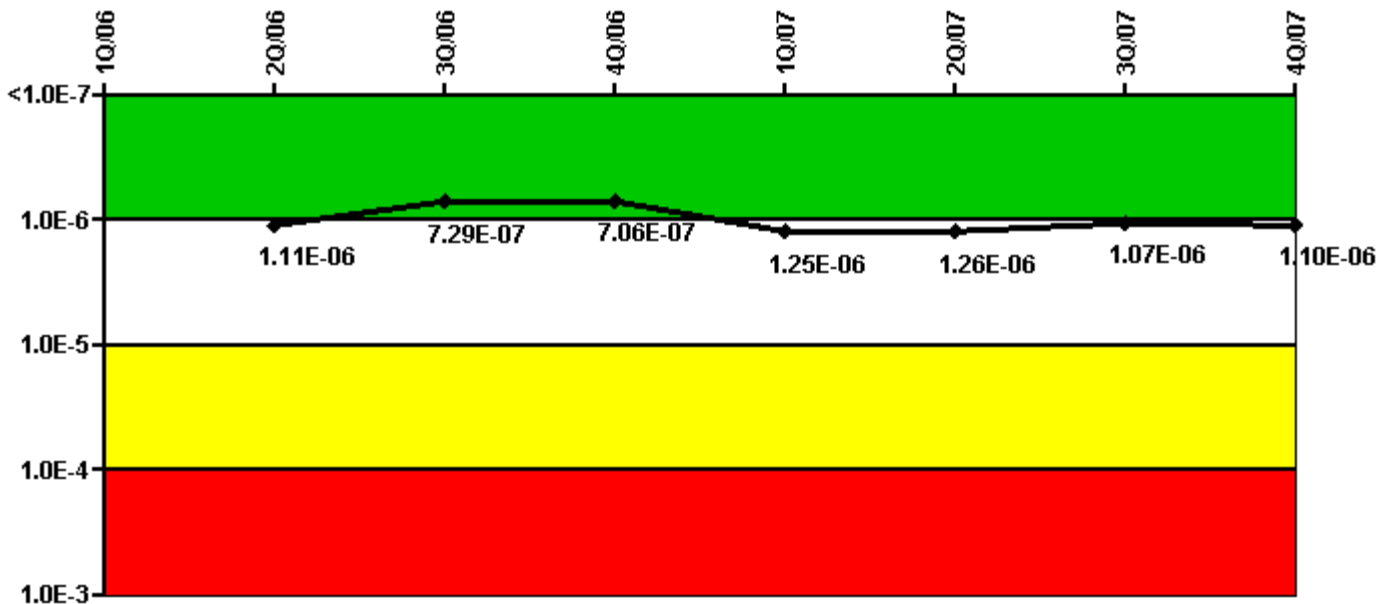
Thresholds: White > 6.0

Notes

Safety System Functional Failures (BWR)	1Q/06	2Q/06	3Q/06	4Q/06	1Q/07	2Q/07	3Q/07	4Q/07
Safety System Functional Failures	0	0	0	1	0	0	0	1
Indicator value	2	1	1	1	1	1	1	1

Licensee Comments: none

Mitigating Systems Performance Index, Emergency AC Power System



Thresholds: White > 1.00E-6 Yellow > 1.00E-5 Red > 1.00E-4


Notes

Mitigating Systems Performance Index, Emergency AC Power System	1Q/06	2Q/06	3Q/06	4Q/06	1Q/07	2Q/07	3Q/07	4Q/07
UAI (Δ CDF)		1.10E-07	7.90E-08	5.60E-08	4.90E-08	5.80E-08	7.00E-08	9.80E-08
URI (Δ CDF)		1.00E-06	6.50E-07	6.50E-07	1.20E-06	1.20E-06	1.00E-06	1.00E-06
PLE		NO	NO	NO	NO	NO	NO	NO
Indicator value		1.11E-06	7.29E-07	7.06E-07	1.25E-06	1.26E-06	1.07E-06	1.10E-06

Licensee Comments:

4Q/07: Risk Cap Invoked.

Mitigating Systems Performance Index, High Pressure Injection System




Thresholds: White > 1.00E-6 Yellow > 1.00E-5 Red > 1.00E-4

Notes

Mitigating Systems Performance Index, High Pressure Injection System	1Q/06	2Q/06	3Q/06	4Q/06	1Q/07	2Q/07	3Q/07	4Q/07
UAI (Δ CDF)		-3.50E-09	-3.60E-09	-4.00E-09	-2.90E-09	-4.00E-09	-4.00E-09	-4.00E-09
URI (Δ CDF)		-5.80E-08	-5.60E-08	-5.60E-08	-5.60E-08	-5.60E-08	-5.60E-08	-5.70E-08
PLE		NO	NO	NO	NO	NO	NO	NO
Indicator value		-6.15E-08	-5.96E-08	-6.00E-08	-5.89E-08	-6.00E-08	-6.00E-08	-6.10E-08

Licensee Comments: none

Mitigating Systems Performance Index, Heat Removal System



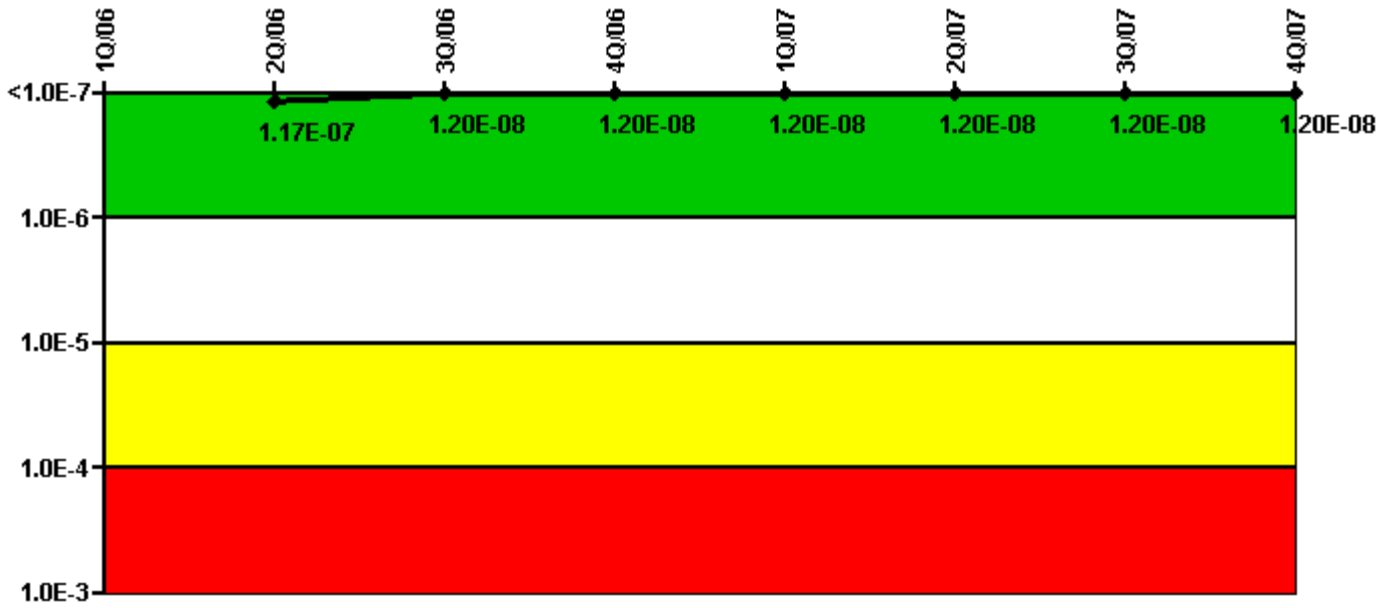
Thresholds: White > $1.00E-6$ Yellow > $1.00E-5$ Red > $1.00E-4$

Notes

Mitigating Systems Performance Index, Heat Removal System	1Q/06	2Q/06	3Q/06	4Q/06	1Q/07	2Q/07	3Q/07	4Q/07
UAI (Δ CDF)		$-3.60E-09$	$-3.60E-09$	$-3.60E-09$	$-3.60E-09$	$-3.40E-09$	$-5.30E-09$	$3.80E-08$
URI (Δ CDF)		$-2.70E-08$	$-2.80E-08$	$-2.80E-08$	$-2.80E-08$	$-2.80E-08$	$-2.80E-08$	$8.80E-08$
PLE		NO	NO	NO	NO	NO	NO	NO
Indicator value		$-3.06E-08$	$-3.16E-08$	$-3.16E-08$	$-3.16E-08$	$-3.14E-08$	$-3.33E-08$	$1.26E-07$

Licensee Comments: none

Mitigating Systems Performance Index, Residual Heat Removal System



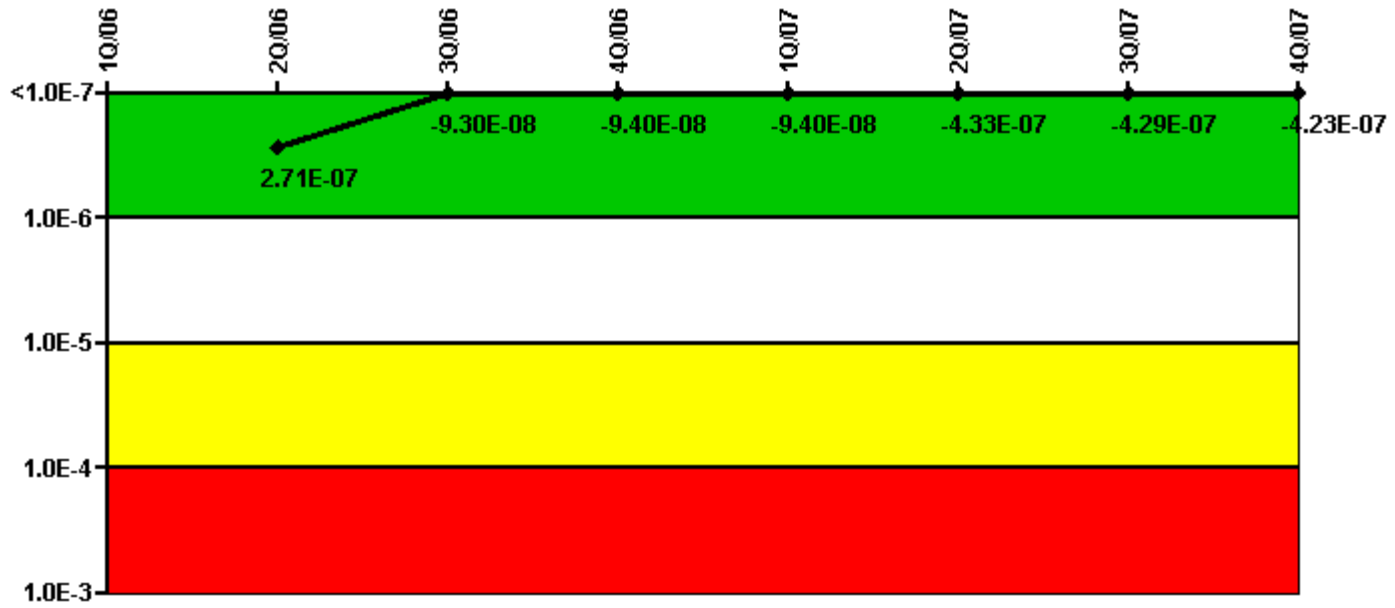
Thresholds: White > 1.00E-6 Yellow > 1.00E-5 Red > 1.00E-4

Notes

Mitigating Systems Performance Index, Residual Heat Removal System	1Q/06	2Q/06	3Q/06	4Q/06	1Q/07	2Q/07	3Q/07	4Q/07
UAI (Δ CDF)		-6.30E-08	-7.10E-08	-7.10E-08	-7.10E-08	-7.10E-08	-7.10E-08	-7.10E-08
URI (Δ CDF)		1.80E-07	8.30E-08	8.30E-08	8.30E-08	8.30E-08	8.30E-08	8.30E-08
PLE		NO	NO	NO	NO	NO	NO	NO
Indicator value		1.17E-07	1.20E-08	1.20E-08	1.20E-08	1.20E-08	1.20E-08	1.20E-08

Licensee Comments: none

Mitigating Systems Performance Index, Cooling Water Systems



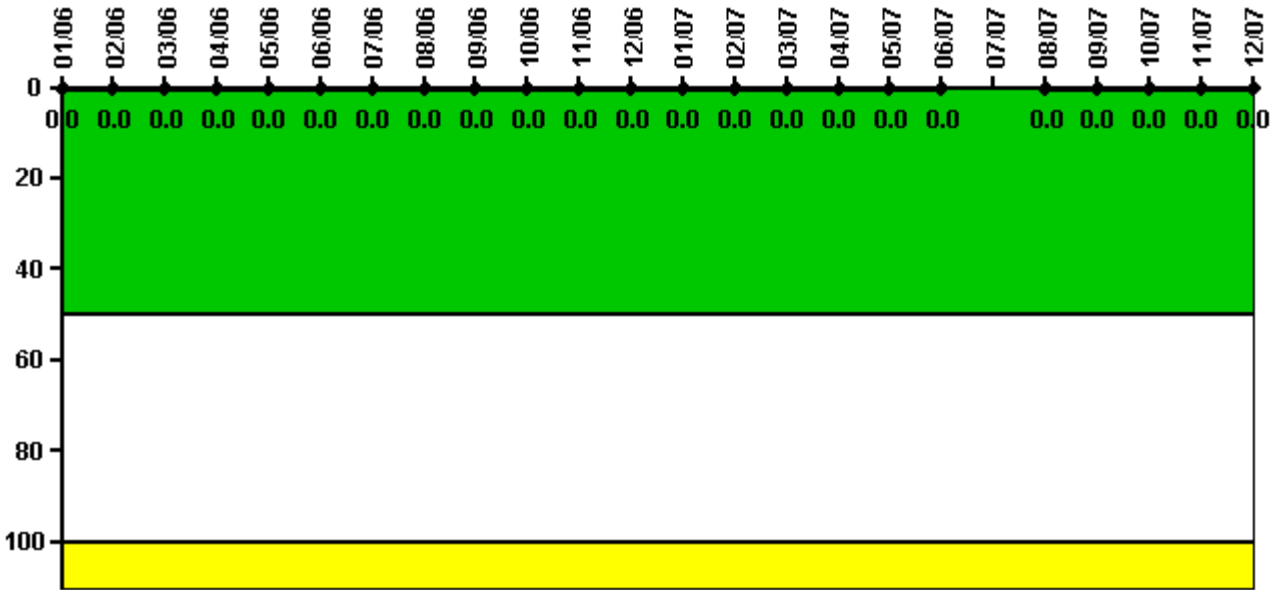
Thresholds: White > $1.00E-6$ Yellow > $1.00E-5$ Red > $1.00E-4$

Notes

Mitigating Systems Performance Index, Cooling Water Systems	1Q/06	2Q/06	3Q/06	4Q/06	1Q/07	2Q/07	3Q/07	4Q/07
UAI (Δ CDF)		$1.10E-08$	$-5.70E-08$	$-5.80E-08$	$-5.80E-08$	$-8.30E-08$	$-7.90E-08$	$-7.30E-08$
URI (Δ CDF)		$2.60E-07$	$-3.60E-08$	$-3.60E-08$	$-3.60E-08$	$-3.50E-07$	$-3.50E-07$	$-3.50E-07$
PLE		NO	NO	NO	NO	NO	NO	NO
Indicator value		$2.71E-07$	$-9.30E-08$	$-9.40E-08$	$-9.40E-08$	$-4.33E-07$	$-4.29E-07$	$-4.23E-07$

Licensee Comments: none

Reactor Coolant System Activity



Thresholds: White > 50.0 Yellow > 100.0

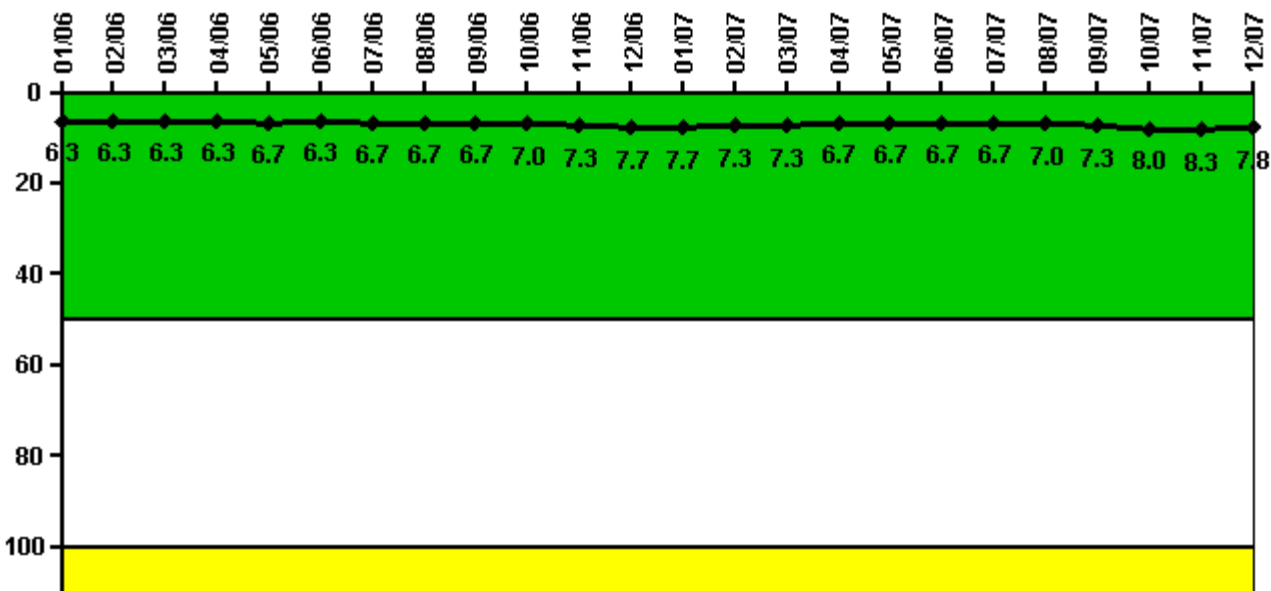
Notes

Reactor Coolant System Activity	1/06	2/06	3/06	4/06	5/06	6/06	7/06	8/06	9/06	10/06	11/06	12/06
Maximum activity	0.000048	0.000035	0.000046	0.000042	0.000045	0.000034	0.000037	0.000044	0.000043	0.000048	0.000035	0.000041
Technical specification limit	0.2	0.2	0.2	0.2	0.2	0.2	0.2	0.2	0.2	0.2	0.2	0.2
Indicator value	0	0	0	0	0	0	0	0	0	0	0	0

Reactor Coolant System Activity	1/07	2/07	3/07	4/07	5/07	6/07	7/07	8/07	9/07	10/07	11/07	12/07
Maximum activity	0.000047	0.000043	0.000046	0.000009	0.000016	0.000018	N/A	0.000014	0.000015	0.000016	0.000017	0.000017
Technical specification limit	0.2	0.2	0.2	0.2	0.2	0.2	0.2	0.2	0.2	0.2	0.2	0.2
Indicator value	0	0	0	0	0	0	N/A	0	0	0	0	0

Licensee Comments: none

Reactor Coolant System Leakage



Thresholds: White > 50.0 Yellow > 100.0

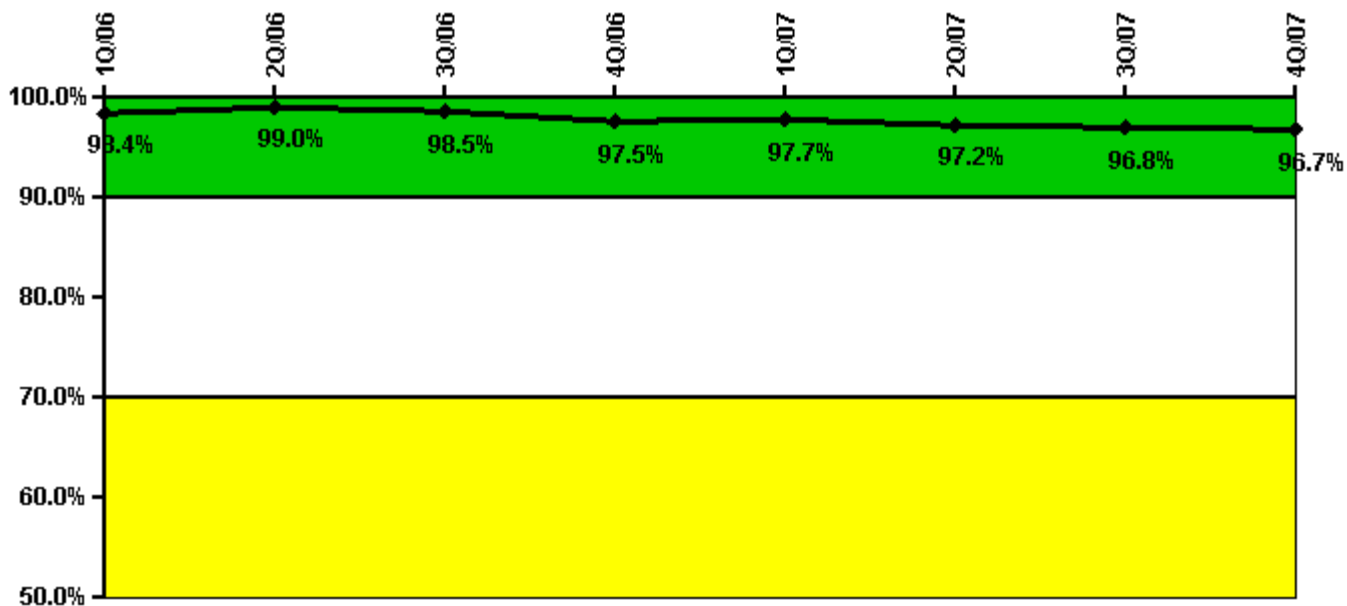
Notes

Reactor Coolant System Leakage	1/06	2/06	3/06	4/06	5/06	6/06	7/06	8/06	9/06	10/06	11/06	12/06
Maximum leakage	1.900	1.900	1.900	1.900	2.000	1.900	2.000	2.000	2.000	2.100	2.200	2.300
Technical specification limit	30.0	30.0	30.0	30.0	30.0	30.0	30.0	30.0	30.0	30.0	30.0	30.0
Indicator value	6.3	6.3	6.3	6.3	6.7	6.3	6.7	6.7	6.7	7.0	7.3	7.7

Reactor Coolant System Leakage	1/07	2/07	3/07	4/07	5/07	6/07	7/07	8/07	9/07	10/07	11/07	12/07
Maximum leakage	2.300	2.200	2.200	2.000	2.000	2.000	2.000	2.100	2.200	2.400	2.500	2.340
Technical specification limit	30.0	30.0	30.0	30.0	30.0	30.0	30.0	30.0	30.0	30.0	30.0	30.0
Indicator value	7.7	7.3	7.3	6.7	6.7	6.7	6.7	7.0	7.3	8.0	8.3	7.8

Licensee Comments: none

Drill/Exercise Performance



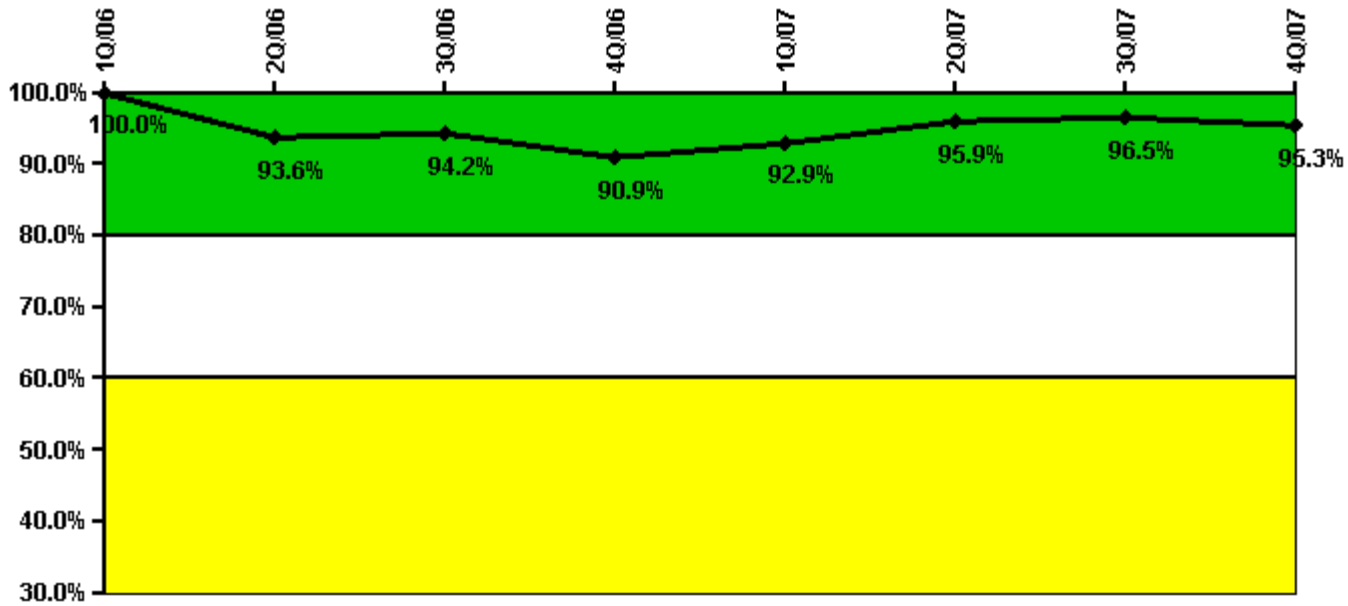
Thresholds: White < 90.0% Yellow < 70.0%

Notes

Drill/Exercise Performance	1Q/06	2Q/06	3Q/06	4Q/06	1Q/07	2Q/07	3Q/07	4Q/07
Successful opportunities	26.0	22.0	24.0	54.0	10.0	19.0	11.0	36.0
Total opportunities	26.0	22.0	26.0	56.0	10.0	20.0	12.0	37.0
Indicator value	98.4%	99.0%	98.5%	97.5%	97.7%	97.2%	96.8%	96.7%

Licensee Comments: none

ERO Drill Participation



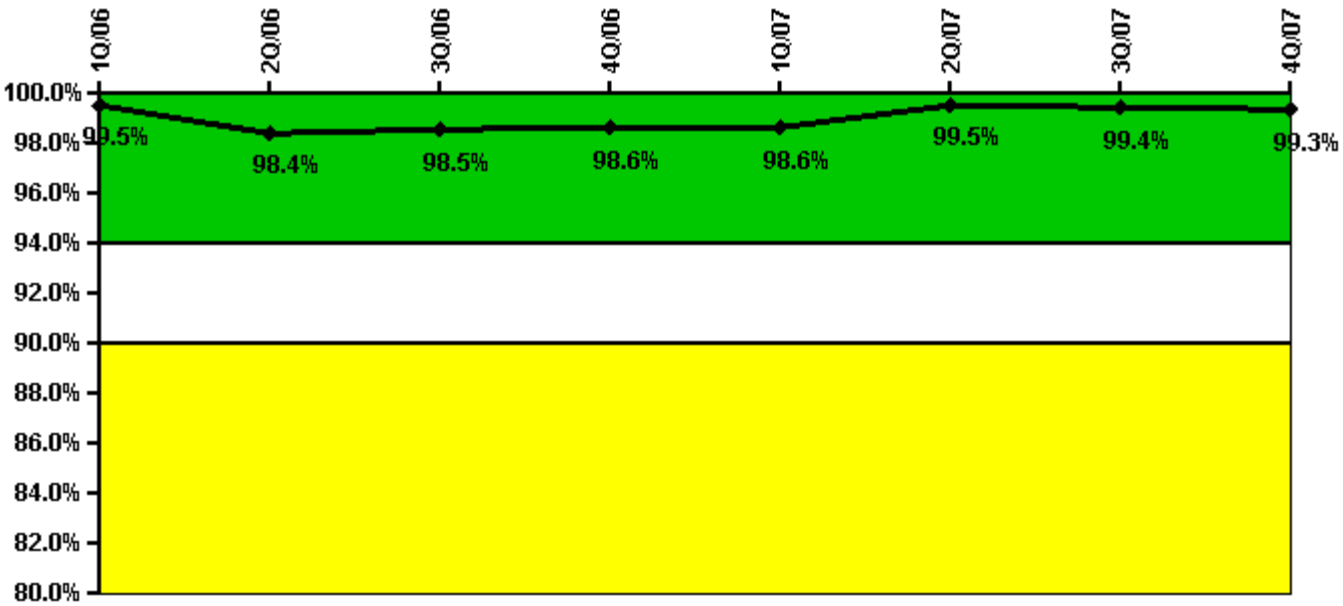
Thresholds: White < 80.0% Yellow < 60.0%

Notes

ERO Drill Participation	1Q/06	2Q/06	3Q/06	4Q/06	1Q/07	2Q/07	3Q/07	4Q/07
Participating Key personnel	166.0	162.0	162.0	149.0	157.0	162.0	166.0	161.0
Total Key personnel	166.0	173.0	172.0	164.0	169.0	169.0	172.0	169.0
Indicator value	100.0%	93.6%	94.2%	90.9%	92.9%	95.9%	96.5%	95.3%

Licensee Comments: none

Alert & Notification System



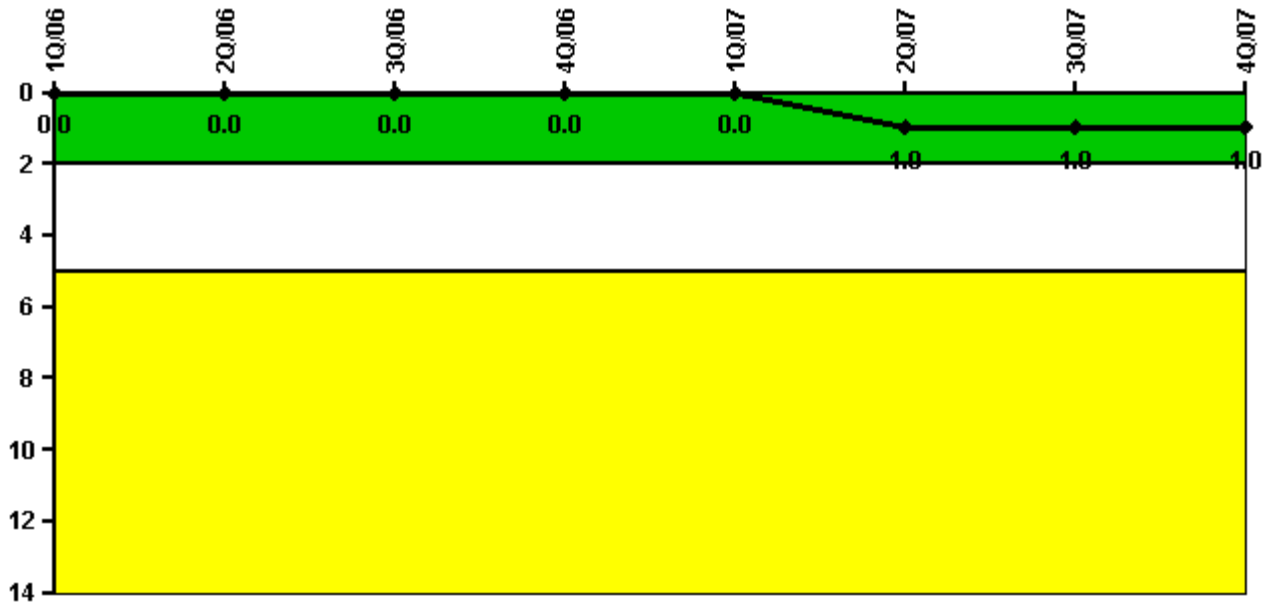
Thresholds: White < 94.0% Yellow < 90.0%

Notes

Alert & Notification System	1Q/06	2Q/06	3Q/06	4Q/06	1Q/07	2Q/07	3Q/07	4Q/07
Successful siren-tests	529	508	531	531	528	527	529	530
Total sirens-tests	532	532	532	532	532	532	532	532
Indicator value	99.5%	98.4%	98.5%	98.6%	98.6%	99.5%	99.4%	99.3%

Licensee Comments: none

Occupational Exposure Control Effectiveness



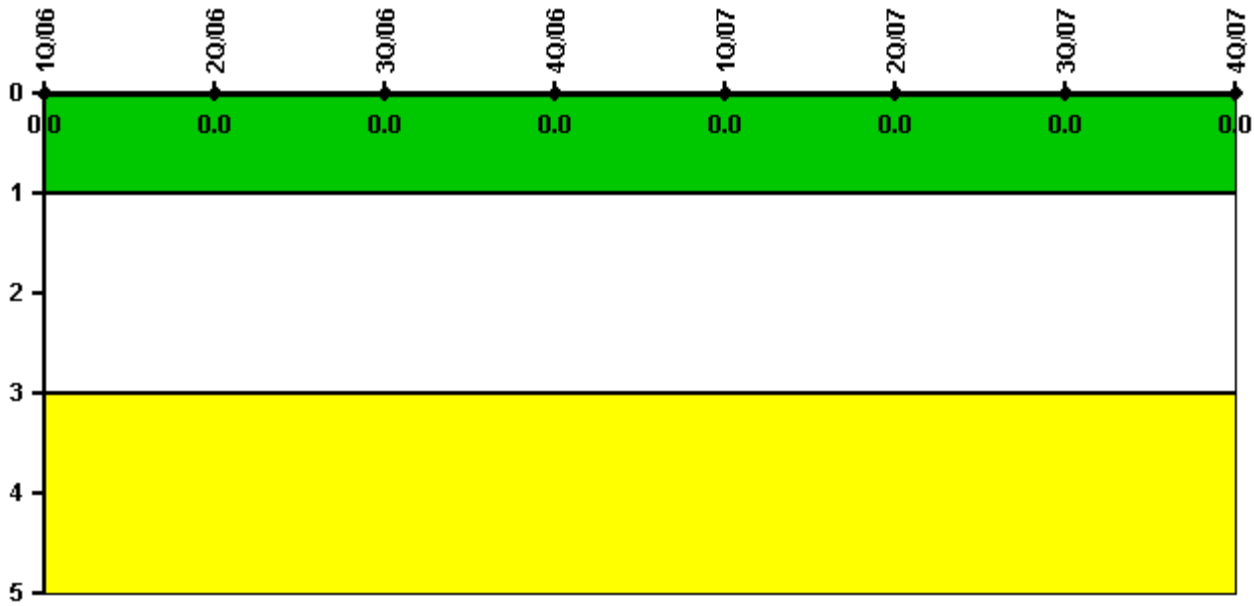
Thresholds: White > 2.0 Yellow > 5.0

Notes

Occupational Exposure Control Effectiveness	1Q/06	2Q/06	3Q/06	4Q/06	1Q/07	2Q/07	3Q/07	4Q/07
High radiation area occurrences	0	0	0	0	0	1	0	0
Very high radiation area occurrences	0	0	0	0	0	0	0	0
Unintended exposure occurrences	0	0	0	0	0	0	0	0
Indicator value	0	0	0	0	0	1	1	1

Licensee Comments: none

RETS/ODCM Radiological Effluent



Thresholds: White > 1.0 Yellow > 3.0

Notes

RETS/ODCM Radiological Effluent	1Q/06	2Q/06	3Q/06	4Q/06	1Q/07	2Q/07	3Q/07	4Q/07
RETS/ODCM occurrences	0	0	0	0	0	0	0	0
Indicator value	0	0	0	0	0	0	0	0

Licensee Comments: none

[Physical Protection](#) information not publicly available.

▲ [Action Matrix Summary](#) | [Inspection Findings Summary](#) | [PI Summary](#) | [Reactor Oversight Process](#)

Last Modified: February 4, 2008