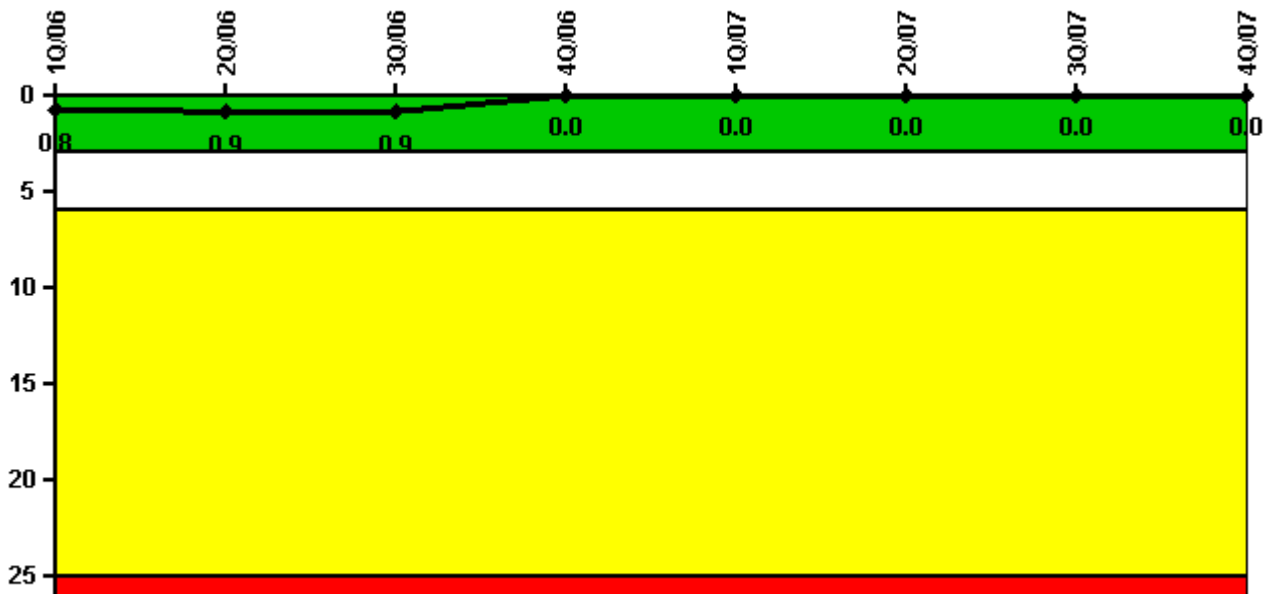


D.C. Cook 2

4Q/2007 Performance Indicators

Licensee's General Comments: none

Unplanned Scrams per 7000 Critical Hrs



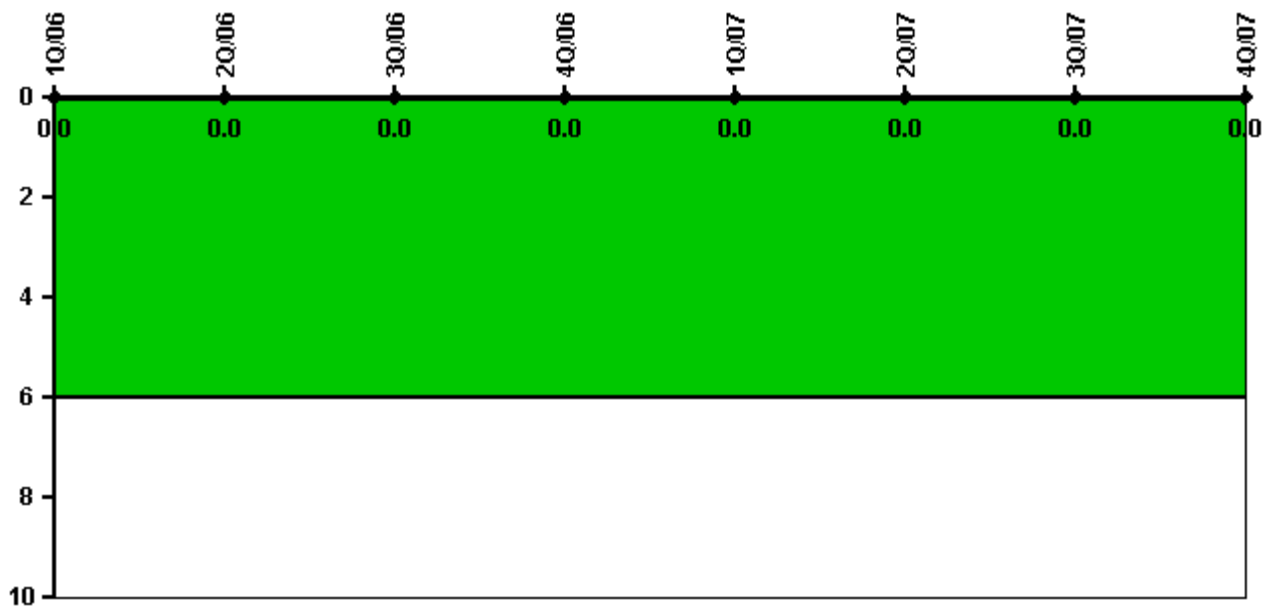
Thresholds: White > 3.0 Yellow > 6.0 Red > 25.0

Notes

Unplanned Scrams per 7000 Critical Hrs	1Q/06	2Q/06	3Q/06	4Q/06	1Q/07	2Q/07	3Q/07	4Q/07
Unplanned scrams	0	0	0	0	0	0	0	0
Critical hours	1992.0	1331.7	2208.0	2209.0	2159.0	2184.0	1824.0	1340.3
Indicator value	0.8	0.9	0.9	0	0	0	0	0

Licensee Comments: none

Unplanned Power Changes per 7000 Critical Hrs



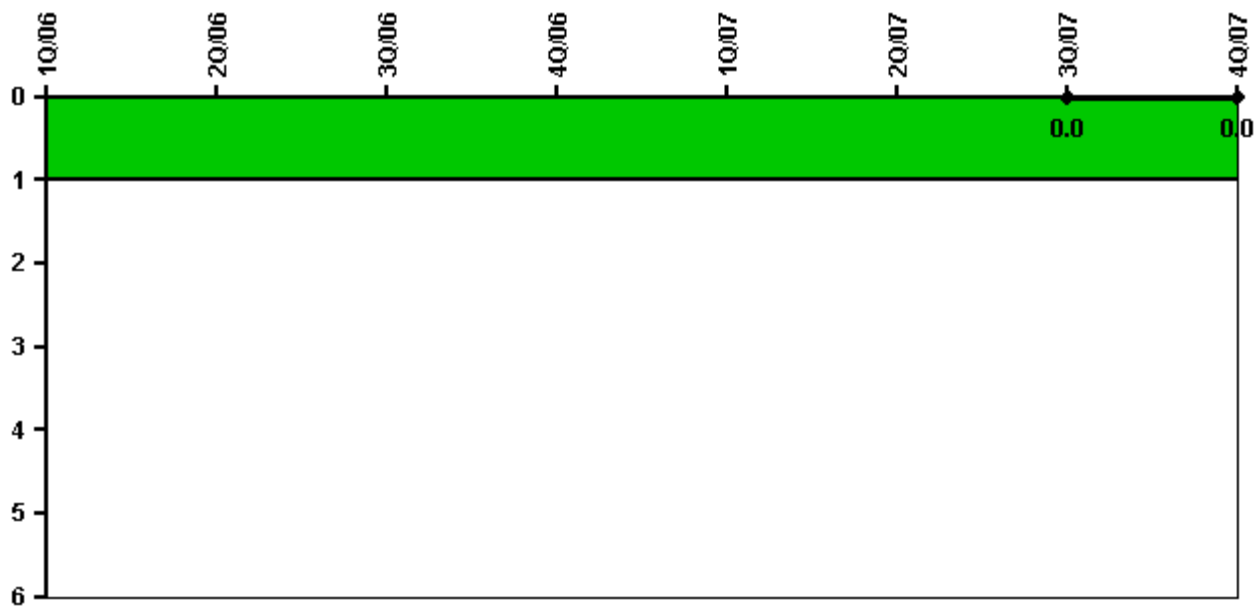
Thresholds: White > 6.0

Notes

Unplanned Power Changes per 7000 Critical Hrs	1Q/06	2Q/06	3Q/06	4Q/06	1Q/07	2Q/07	3Q/07	4Q/07
Unplanned power changes	0	0	0	0	0	0	0	0
Critical hours	1992.0	1331.7	2208.0	2209.0	2159.0	2184.0	1824.0	1340.3
Indicator value	0	0	0	0	0	0	0	0

Licensee Comments: none

Unplanned Scrams with Complications



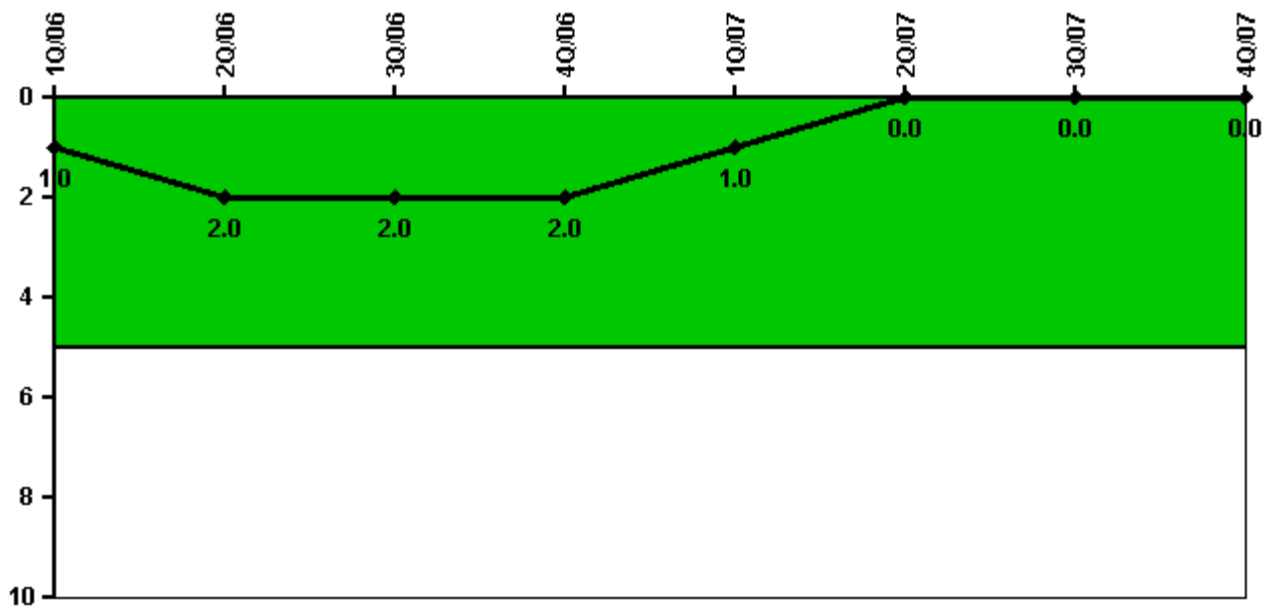
Thresholds: White > 1.0

Notes

Unplanned Scrams with Complications	1Q/06	2Q/06	3Q/06	4Q/06	1Q/07	2Q/07	3Q/07	4Q/07
Scrams with complications				0	0	0	0	0
Indicator value							0.0	0.0

Licensee Comments: none

Safety System Functional Failures (PWR)



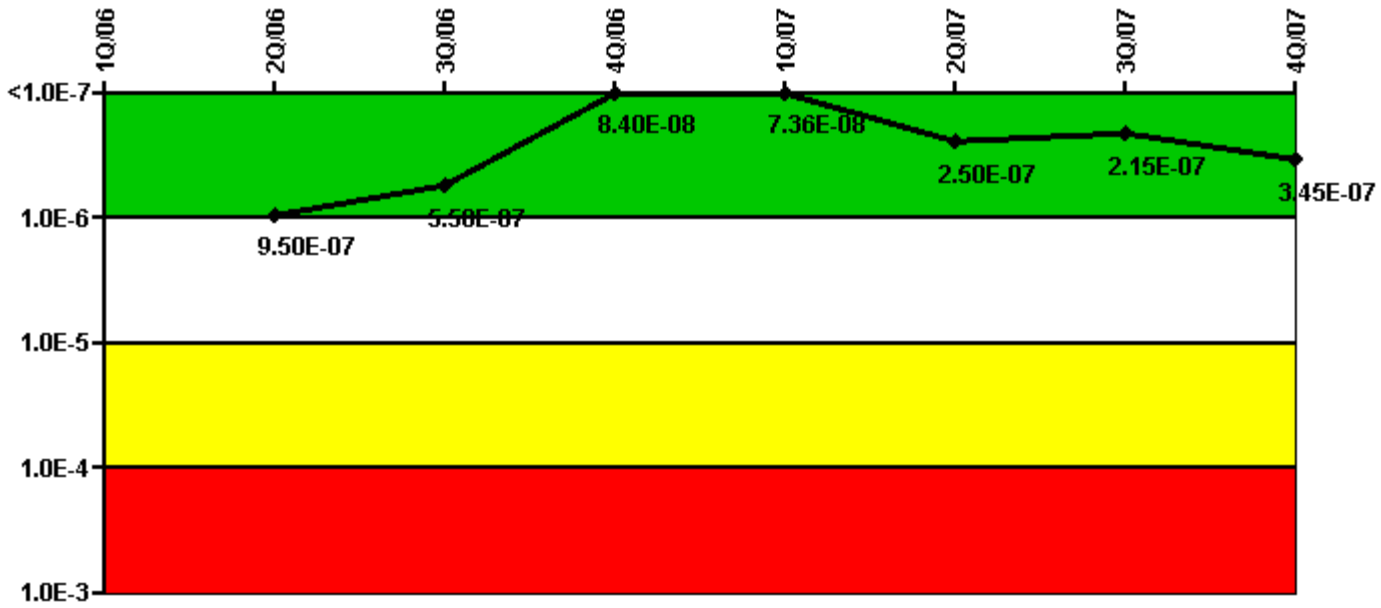
Thresholds: White > 5.0

Notes

Safety System Functional Failures (PWR)	1Q/06	2Q/06	3Q/06	4Q/06	1Q/07	2Q/07	3Q/07	4Q/07
Safety System Functional Failures	1	1	0	0	0	0	0	0
Indicator value	1	2	2	2	1	0	0	0

Licensee Comments: none

Mitigating Systems Performance Index, Emergency AC Power System




Thresholds: White > 1.00E-6 Yellow > 1.00E-5 Red > 1.00E-4

Notes

Mitigating Systems Performance Index, Emergency AC Power System	1Q/06	2Q/06	3Q/06	4Q/06	1Q/07	2Q/07	3Q/07	4Q/07
UAI (ΔCDF)		1.50E-07	9.80E-08	1.20E-08	1.60E-09	1.00E-08	5.40E-09	5.00E-09
URI (ΔCDF)		8.00E-07	4.60E-07	7.20E-08	7.20E-08	2.40E-07	2.10E-07	3.40E-07
PLE		NO	NO	NO	NO	NO	NO	NO
Indicator value		9.50E-07	5.58E-07	8.40E-08	7.36E-08	2.50E-07	2.15E-07	3.45E-07

Licensee Comments: none

Mitigating Systems Performance Index, High Pressure Injection System



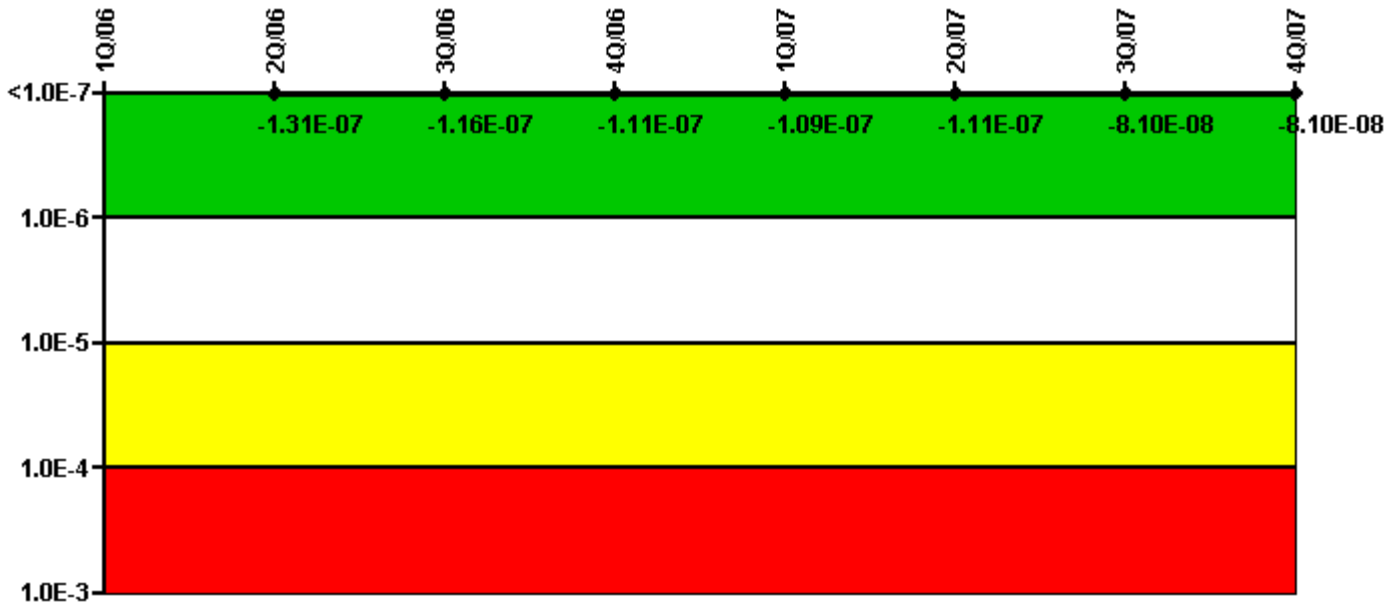
Thresholds: White > 1.00E-6 Yellow > 1.00E-5 Red > 1.00E-4

Notes

Mitigating Systems Performance Index, High Pressure Injection System	1Q/06	2Q/06	3Q/06	4Q/06	1Q/07	2Q/07	3Q/07	4Q/07
UAI (Δ CDF)		-2.20E-08	-2.90E-08	-3.40E-08	-3.10E-08	-3.50E-08	-2.20E-08	-2.20E-08
URI (Δ CDF)		-4.50E-08	-4.80E-08	-4.20E-08	-4.20E-08	-4.20E-08	-3.50E-08	-3.50E-08
PLE		NO	NO	NO	NO	NO	NO	NO
Indicator value		-6.70E-08	-7.70E-08	-7.60E-08	-7.30E-08	-7.70E-08	-5.70E-08	-5.70E-08

Licensee Comments: none

Mitigating Systems Performance Index, Heat Removal System



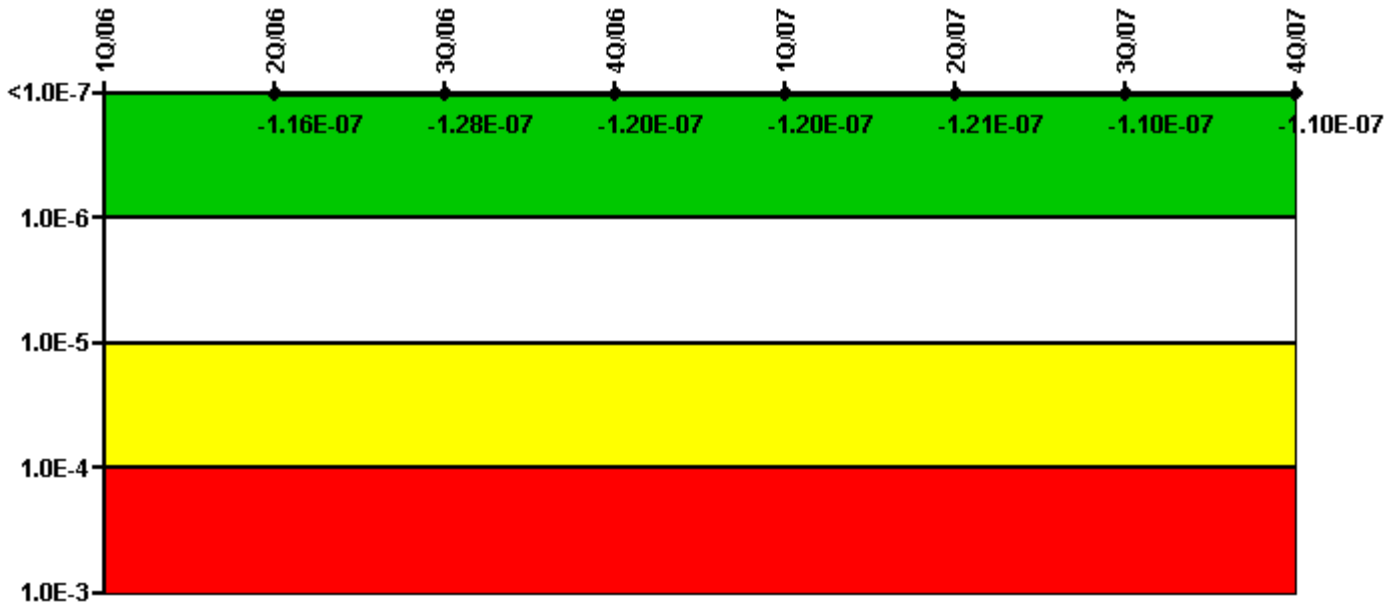
Thresholds: White > $1.00E-6$ Yellow > $1.00E-5$ Red > $1.00E-4$

Notes

Mitigating Systems Performance Index, Heat Removal System	1Q/06	2Q/06	3Q/06	4Q/06	1Q/07	2Q/07	3Q/07	4Q/07
UAI (Δ CDF)		$-4.20E-08$	$-2.30E-08$	$-3.00E-08$	$-3.00E-08$	$-3.40E-08$	$-2.20E-08$	$-2.20E-08$
URI (Δ CDF)		$-8.90E-08$	$-9.30E-08$	$-8.10E-08$	$-7.90E-08$	$-7.70E-08$	$-5.90E-08$	$-5.90E-08$
PLE		NO	NO	NO	NO	NO	NO	NO
Indicator value		$-1.31E-07$	$-1.16E-07$	$-1.11E-07$	$-1.09E-07$	$-1.11E-07$	$-8.10E-08$	$-8.10E-08$

Licensee Comments: none

Mitigating Systems Performance Index, Residual Heat Removal System



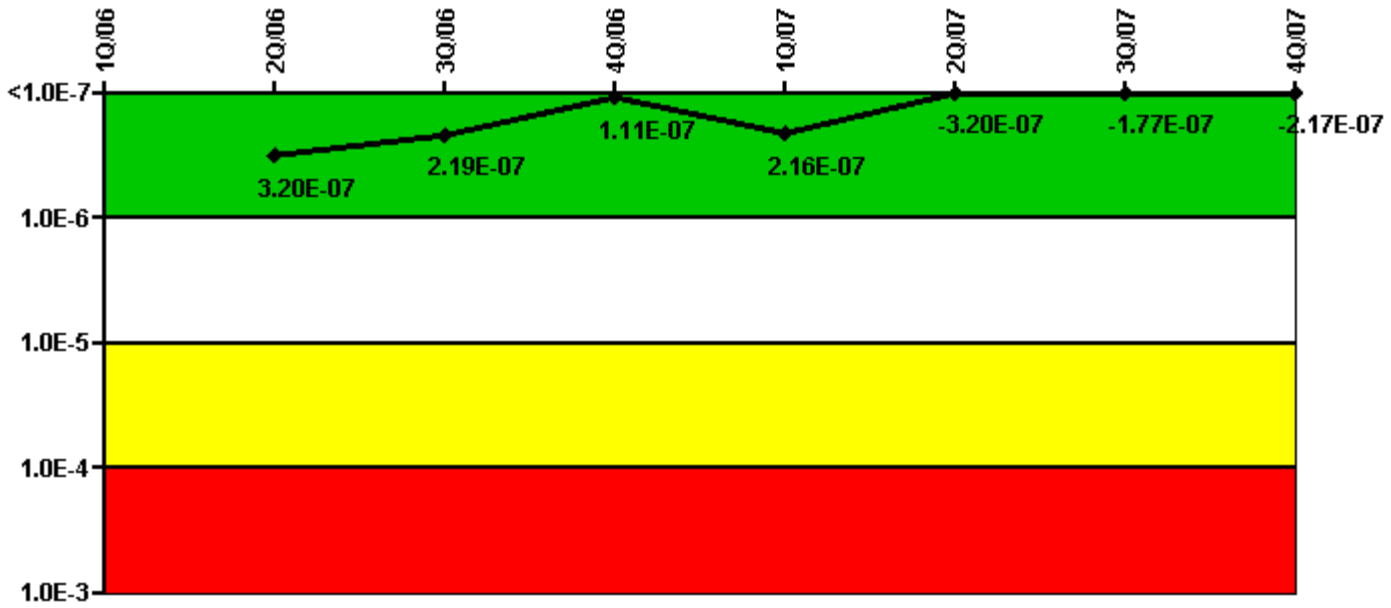
Thresholds: White > 1.00E-6 Yellow > 1.00E-5 Red > 1.00E-4

Notes

Mitigating Systems Performance Index, Residual Heat Removal System	1Q/06	2Q/06	3Q/06	4Q/06	1Q/07	2Q/07	3Q/07	4Q/07
UAI (Δ CDF)		4.20E-09	1.70E-09	-2.40E-10	-2.60E-10	-8.40E-10	-2.00E-10	-2.00E-10
URI (Δ CDF)		-1.20E-07	-1.30E-07	-1.20E-07	-1.20E-07	-1.20E-07	-1.10E-07	-1.10E-07
PLE		NO	NO	NO	NO	NO	NO	NO
Indicator value		-1.16E-07	-1.28E-07	-1.20E-07	-1.20E-07	-1.21E-07	-1.10E-07	-1.10E-07

Licensee Comments: none

Mitigating Systems Performance Index, Cooling Water Systems



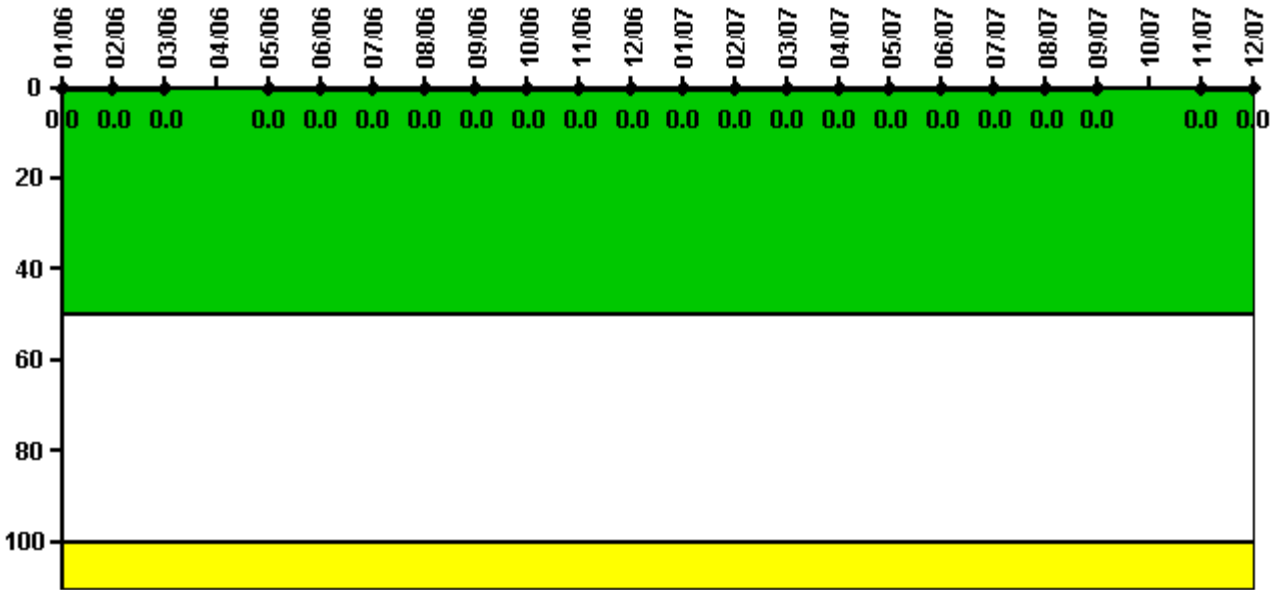
Thresholds: White > 1.00E-6 Yellow > 1.00E-5 Red > 1.00E-4

Notes

Mitigating Systems Performance Index, Cooling Water Systems	1Q/06	2Q/06	3Q/06	4Q/06	1Q/07	2Q/07	3Q/07	4Q/07
UAI (ΔCDF)		1.60E-07	2.90E-08	-5.90E-08	4.60E-08	-1.10E-07	-1.00E-07	-1.40E-07
URI (ΔCDF)		1.60E-07	1.90E-07	1.70E-07	1.70E-07	-2.10E-07	-7.70E-08	-7.70E-08
PLE		NO	NO	NO	NO	NO	NO	NO
Indicator value		3.20E-07	2.19E-07	1.11E-07	2.16E-07	-3.20E-07	-1.77E-07	-2.17E-07

Licensee Comments: none

Reactor Coolant System Activity



Thresholds: White > 50.0 Yellow > 100.0

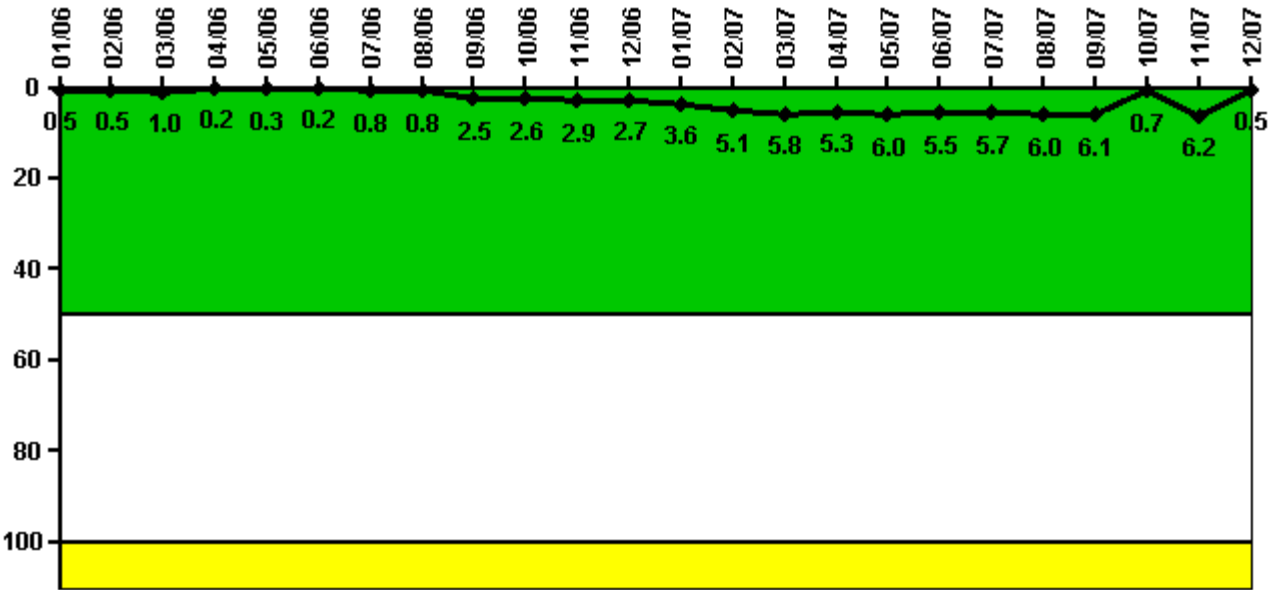
Notes

Reactor Coolant System Activity	1/06	2/06	3/06	4/06	5/06	6/06	7/06	8/06	9/06	10/06	11/06	12/06
Maximum activity	0.000286	0.000292	0.000294	N/A	0.000121	0.000127	0.000132	0.000142	0.000168	0.000191	0.000152	0.000150
Technical specification limit	1.0	1.0	1.0	1.0	1.0	1.0	1.0	1.0	1.0	1.0	1.0	1.0
Indicator value	0	0	0	N/A	0	0	0	0	0	0	0	0

Reactor Coolant System Activity	1/07	2/07	3/07	4/07	5/07	6/07	7/07	8/07	9/07	10/07	11/07	12/07
Maximum activity	0.000148	0.000154	0.000177	0.000228	0.000223	0.000219	0.000216	0.000295	0.000240	N/A	0.000114	0.000127
Technical specification limit	1.0	1.0	1.0	1.0	1.0	1.0	1.0	1.0	1.0	1.0	1.0	1.0
Indicator value	0	0	0	0	0	0	0	0	0	N/A	0	0

Licensee Comments: none

Reactor Coolant System Leakage



Thresholds: White > 50.0 Yellow > 100.0

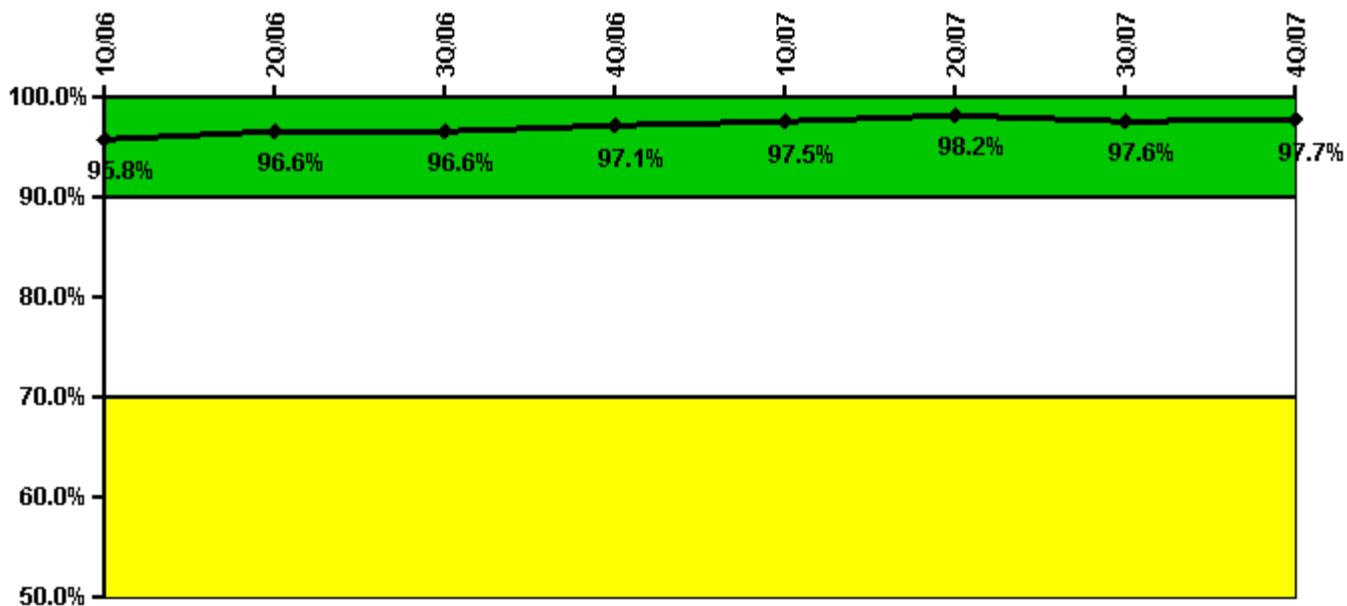
Notes

Reactor Coolant System Leakage	1/06	2/06	3/06	4/06	5/06	6/06	7/06	8/06	9/06	10/06	11/06	12/06
Maximum leakage	0.057	0.053	0.114	0.021	0.033	0.022	0.086	0.090	0.280	0.289	0.323	0.299
Technical specification limit	11.0	11.0	11.0	11.0	11.0	11.0	11.0	11.0	11.0	11.0	11.0	11.0
Indicator value	0.5	0.5	1.0	0.2	0.3	0.2	0.8	0.8	2.5	2.6	2.9	2.7

Reactor Coolant System Leakage	1/07	2/07	3/07	4/07	5/07	6/07	7/07	8/07	9/07	10/07	11/07	12/07
Maximum leakage	0.391	0.560	0.638	0.586	0.656	0.603	0.626	0.657	0.673	0.075	0.677	0.057
Technical specification limit	11.0	11.0	11.0	11.0	11.0	11.0	11.0	11.0	11.0	11.0	11.0	11.0
Indicator value	3.6	5.1	5.8	5.3	6.0	5.5	5.7	6.0	6.1	0.7	6.2	0.5

Licensee Comments: none

Drill/Exercise Performance



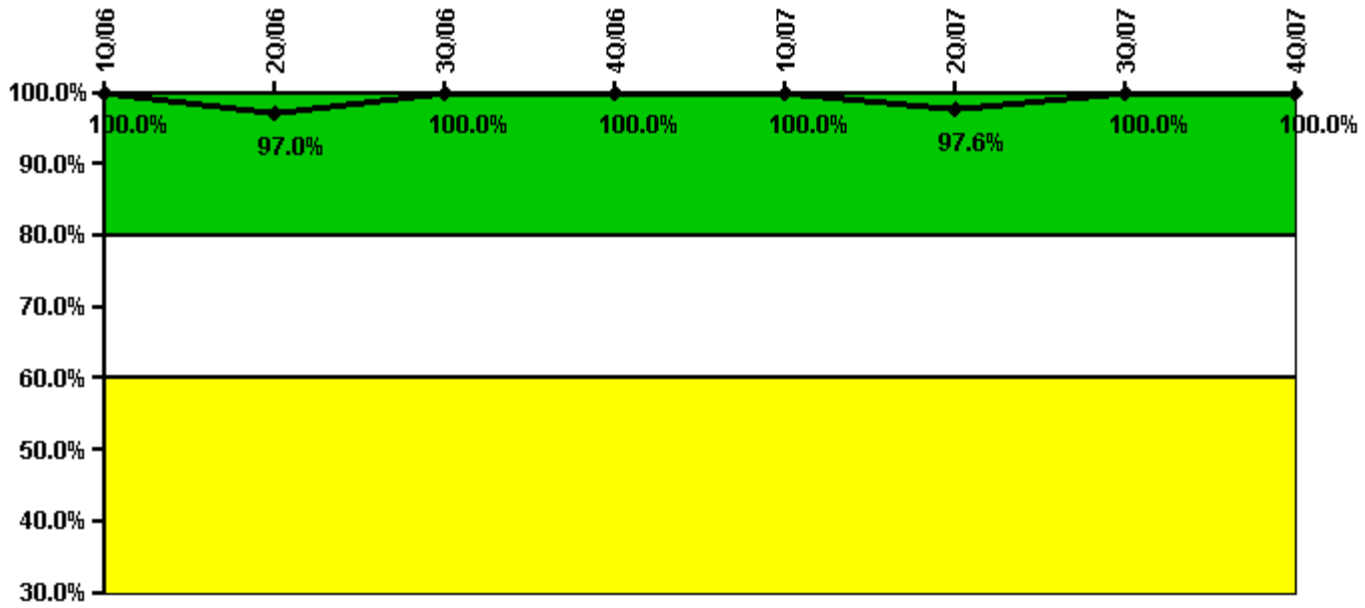
Thresholds: White < 90.0% Yellow < 70.0%

Notes

Drill/Exercise Performance	1Q/06	2Q/06	3Q/06	4Q/06	1Q/07	2Q/07	3Q/07	4Q/07
Successful opportunities	78.0	84.0	57.0	130.0	113.0	121.0	43.0	51.0
Total opportunities	82.0	85.0	60.0	130.0	114.0	121.0	50.0	51.0
Indicator value	95.8%	96.6%	96.6%	97.1%	97.5%	98.2%	97.6%	97.7%

Licensee Comments: none

ERO Drill Participation



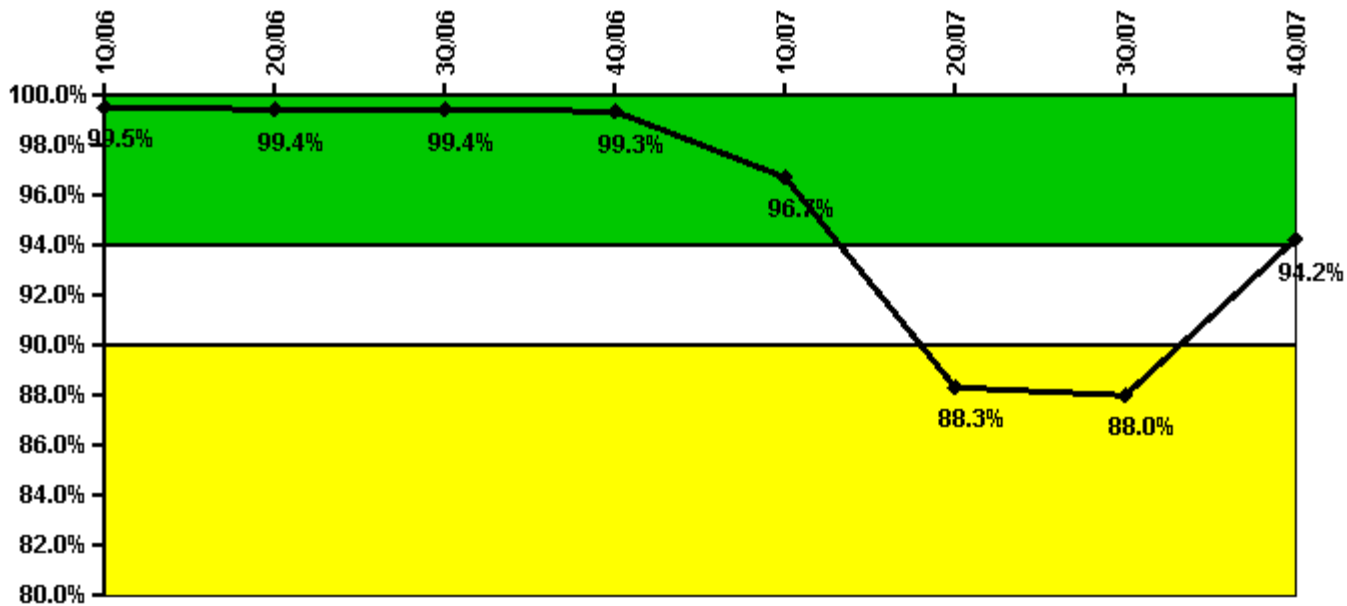
Thresholds: White < 80.0% Yellow < 60.0%

Notes

ERO Drill Participation	1Q/06	2Q/06	3Q/06	4Q/06	1Q/07	2Q/07	3Q/07	4Q/07
Participating Key personnel	147.0	159.0	157.0	157.0	161.0	165.0	161.0	160.0
Total Key personnel	147.0	164.0	157.0	157.0	161.0	169.0	161.0	160.0
Indicator value	100.0%	97.0%	100.0%	100.0%	100.0%	97.6%	100.0%	100.0%

Licensee Comments: none

Alert & Notification System



Thresholds: White < 94.0% Yellow < 90.0%

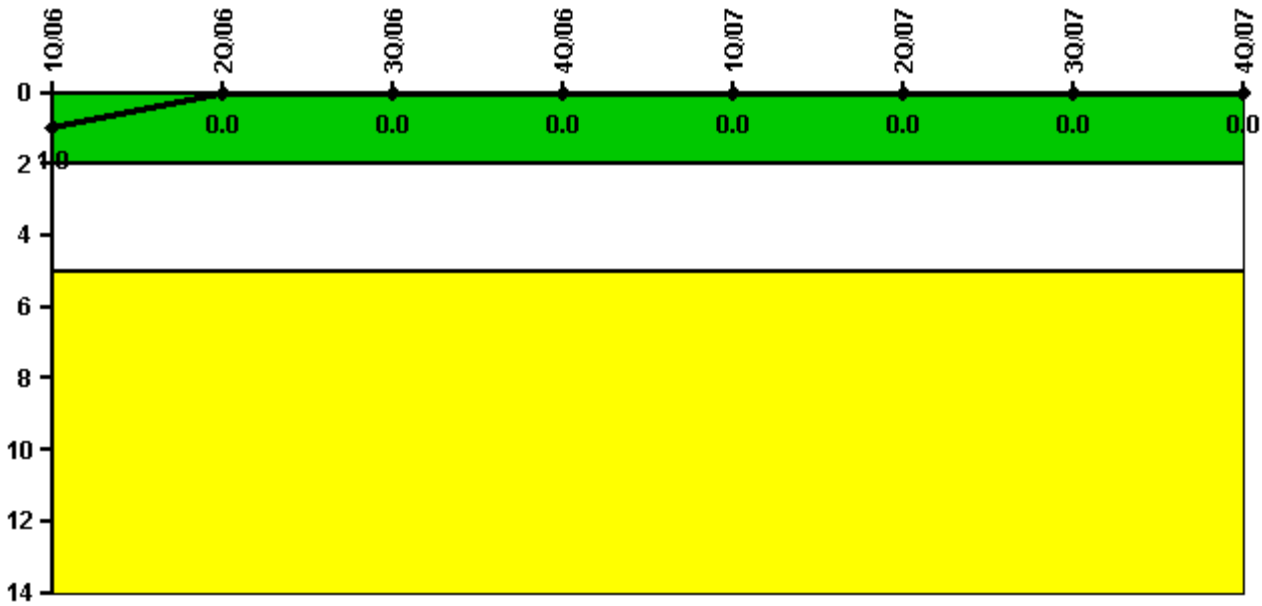
Notes

Alert & Notification System	1Q/06	2Q/06	3Q/06	4Q/06	1Q/07	2Q/07	3Q/07	4Q/07
Successful siren-tests	210	208	210	194	177	128	197	1108
Total sirens-tests	210	210	210	198	198	197	198	1116
Indicator value	99.5%	99.4%	99.4%	99.3%	96.7%	88.3%	88.0%	94.2%

Licensee Comments:

1Q/07: It was discovered that testing for four ANS sirens located within State Park property was not conducted in accordance with FEMA guidelines and were not valid test opportunities. Therefore, the testing of these sirens are considered missed opportunities and the number of valid test opportunities is being corrected by reducing the total by four tests each month. The number of successful tests is also being corrected with a commensurate reduction as appropriate. These missed opportunities have been captured in the station corrective action program. In addition, during a station verification of siren testing documentation, insufficient data was found to support three individual siren tests performed in 1Q07. The PI is also being corrected to denote these three previously considered successful tests as test failures. These corrections to the PI data reflect extent of condition reviews for the station entry into a degraded cornerstone for emergency planning.

Occupational Exposure Control Effectiveness



Thresholds: White > 2.0 Yellow > 5.0

Notes

Occupational Exposure Control Effectiveness	1Q/06	2Q/06	3Q/06	4Q/06	1Q/07	2Q/07	3Q/07	4Q/07
High radiation area occurrences	0	0	0	0	0	0	0	0
Very high radiation area occurrences	0	0	0	0	0	0	0	0
Unintended exposure occurrences	0	0	0	0	0	0	0	0
Indicator value	1	0	0	0	0	0	0	0

Licensee Comments: none

RETS/ODCM Radiological Effluent



Thresholds: White > 1.0 Yellow > 3.0

Notes

RETS/ODCM Radiological Effluent	1Q/06	2Q/06	3Q/06	4Q/06	1Q/07	2Q/07	3Q/07	4Q/07
RETS/ODCM occurrences	0	0	0	0	0	0	0	0
Indicator value	0	0	0	0	0	0	0	0

Licensee Comments: none

[Physical Protection](#) information not publicly available.

▲ [Action Matrix Summary](#) | [Inspection Findings Summary](#) | [PI Summary](#) | [Reactor Oversight Process](#)

Last Modified: February 4, 2008