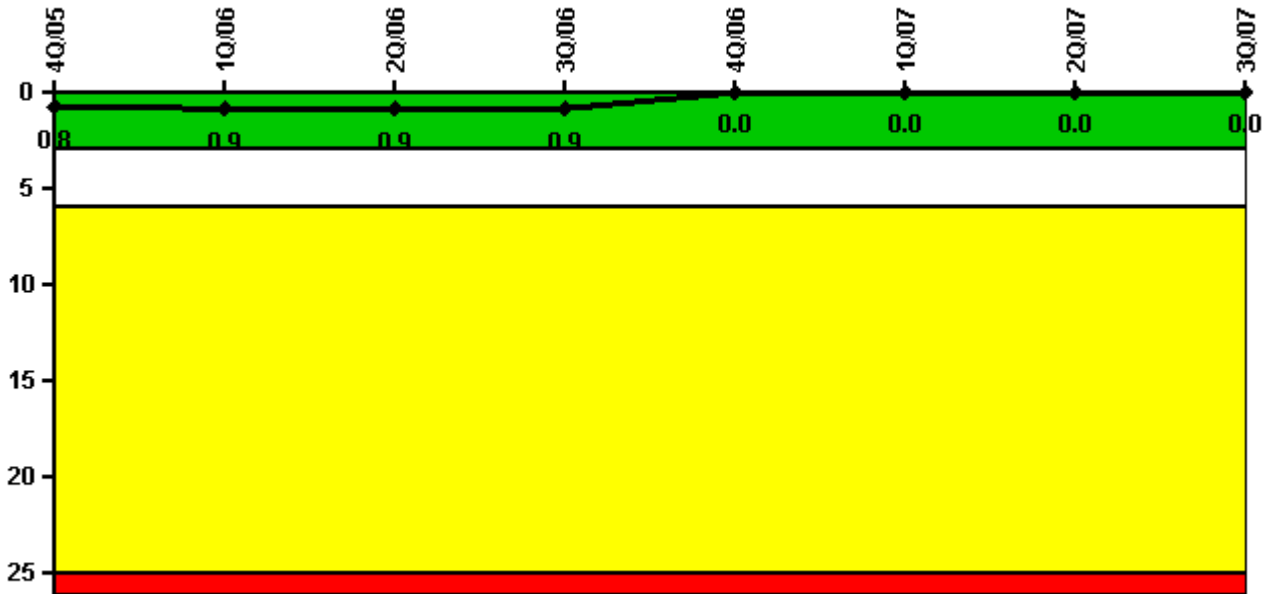


# Turkey Point 3

## 3Q/2007 Performance Indicators

Licensee's General Comments: The EP indicator for 2nd quarter was revised to reflect monthly data instead of the total number reported previously. IE03 - Unplanned power changes was revised to add a forced reactor shutdown that occurred in the 2nd quarter and had erroneously been left out. The IE04 indicator data of zero scrams was added to reflect that this is a new NRC indicator, as directed by INPO.

### Unplanned Scrams per 7000 Critical Hrs



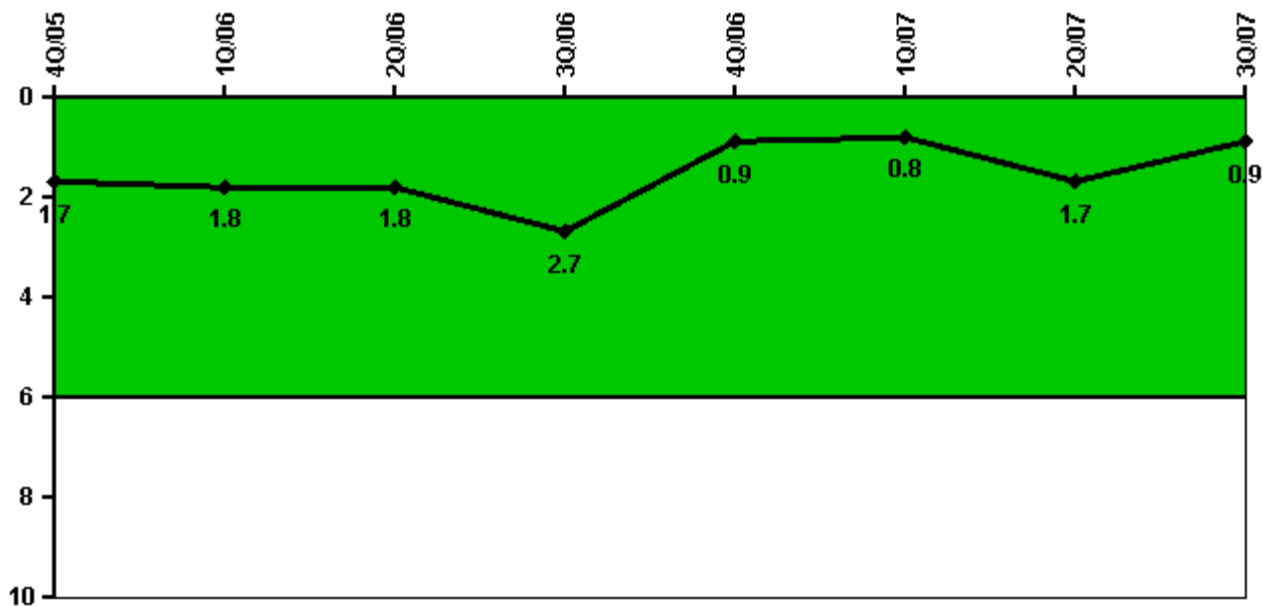
Thresholds: White > 3.0 Yellow > 6.0 Red > 25.0

### Notes

Unplanned Scrams per 7000 Critical Hrs	4Q/05	1Q/06	2Q/06	3Q/06	4Q/06	1Q/07	2Q/07	3Q/07
Unplanned scrams	1.0	0	0	0	0	0	0	0
Critical hours	2016.4	1536.1	2015.5	2208.0	2209.0	2159.0	1835.1	1536.0
Indicator value	0.8	0.9	0.9	0.9	0	0	0	0

Licensee Comments: none

## Unplanned Power Changes per 7000 Critical Hrs



Thresholds: White > 6.0

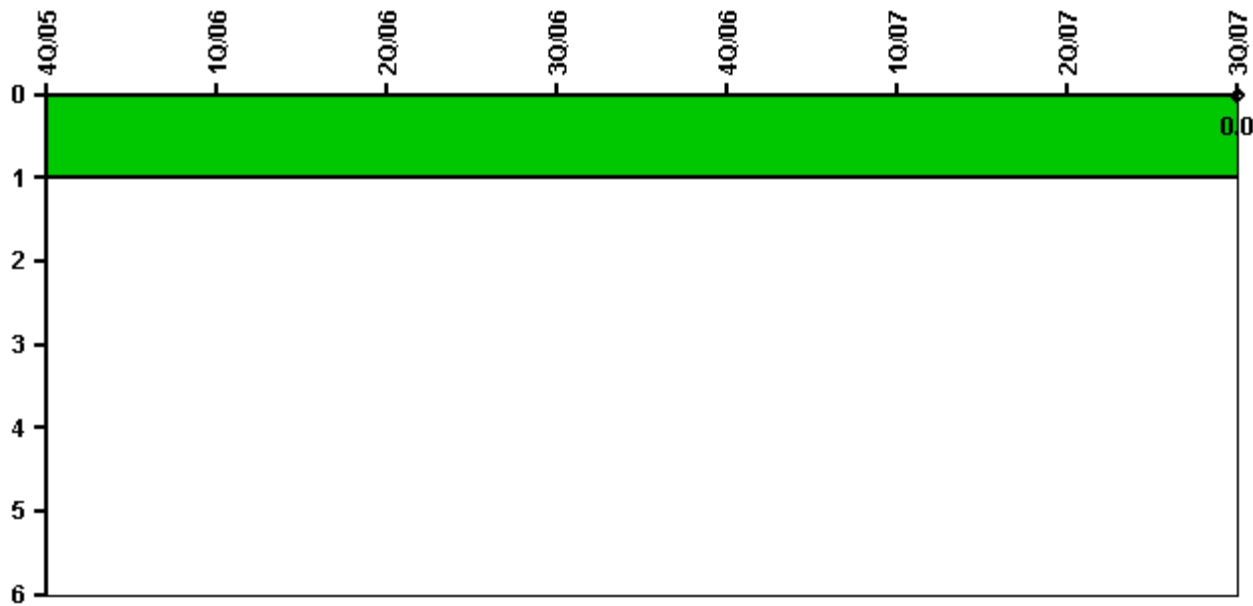
### Notes

Unplanned Power Changes per 7000 Critical Hrs	4Q/05	1Q/06	2Q/06	3Q/06	4Q/06	1Q/07	2Q/07	3Q/07
Unplanned power changes	2.0	0	0	1.0	0	0	1.0	0
Critical hours	2016.4	1536.1	2015.5	2208.0	2209.0	2159.0	1835.1	1536.0
Indicator value	1.7	1.8	1.8	2.7	0.9	0.8	1.7	0.9

Licensee Comments:

2Q/07: On June 6, 2007, Unit 3 entered a forced reactor shutdown following normal plant procedures due to the failure of multiple rod position indicators (RPI)

# Unplanned Scrams with Complications



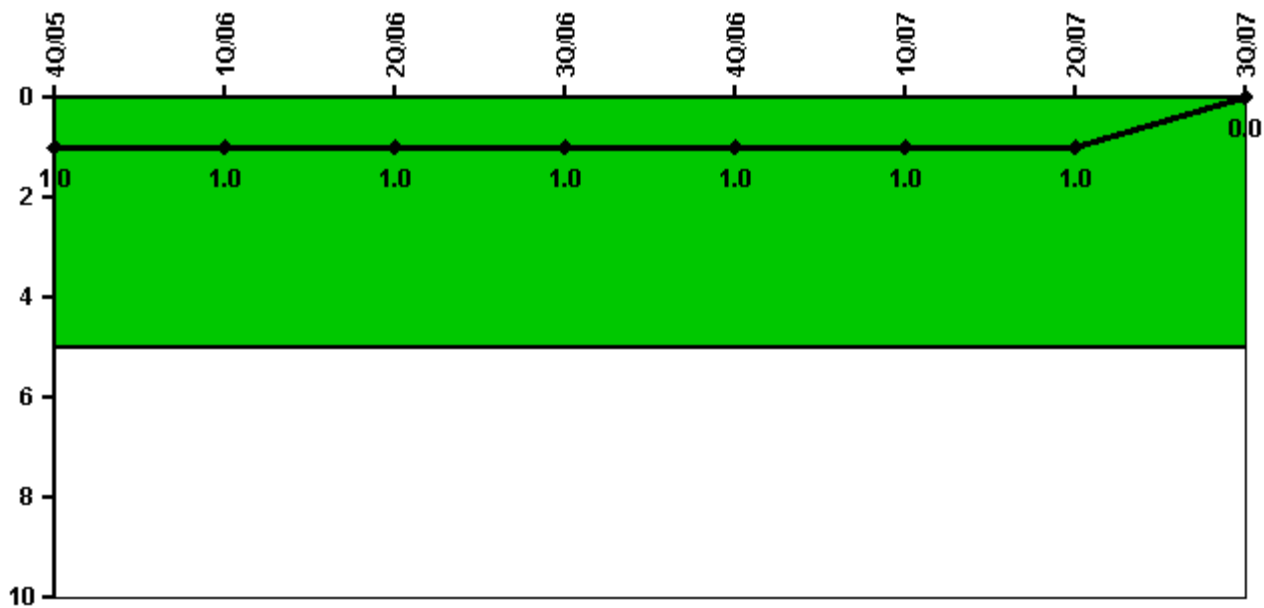
Thresholds: White > 1.0

## Notes

Unplanned Scrams with Complications	4Q/05	1Q/06	2Q/06	3Q/06	4Q/06	1Q/07	2Q/07	3Q/07
Scrams with complications					0	0	0	0
Indicator value								0.0

Licensee Comments: none

## Safety System Functional Failures (PWR)



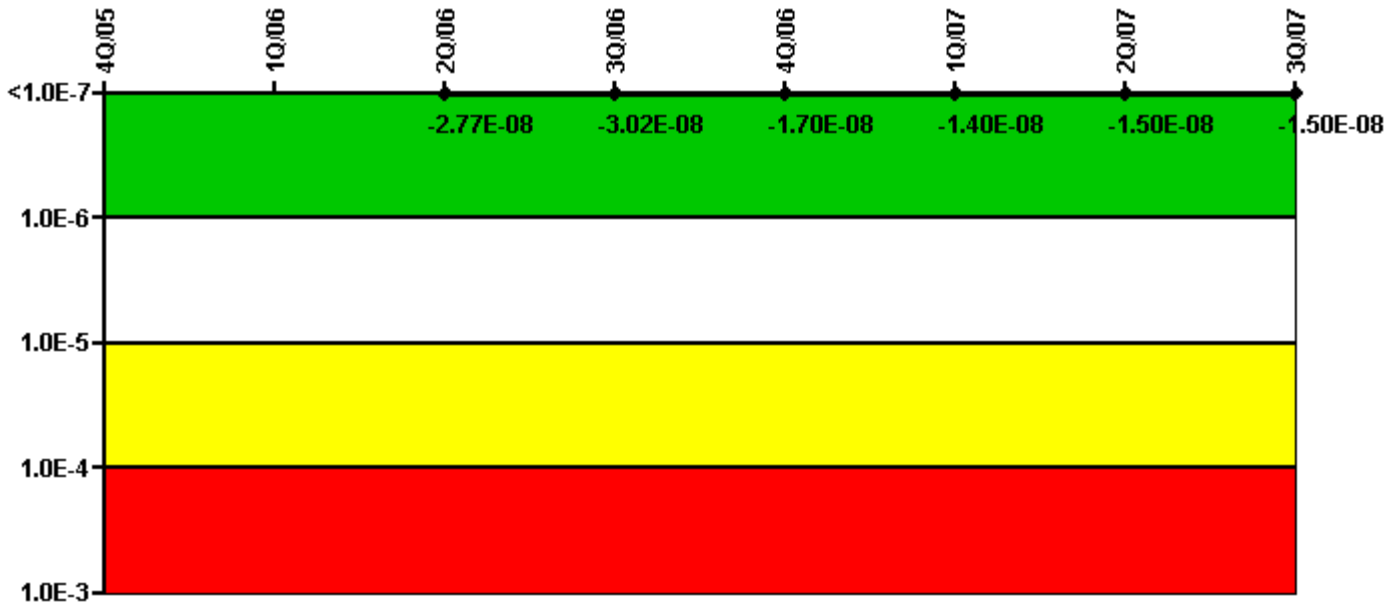
Thresholds: White > 5.0

### Notes

Safety System Functional Failures (PWR)	4Q/05	1Q/06	2Q/06	3Q/06	4Q/06	1Q/07	2Q/07	3Q/07
Safety System Functional Failures	0	0	0	1	0	0	0	0
Indicator value	1	1	1	1	1	1	1	0

Licensee Comments: none

# Mitigating Systems Performance Index, Emergency AC Power System



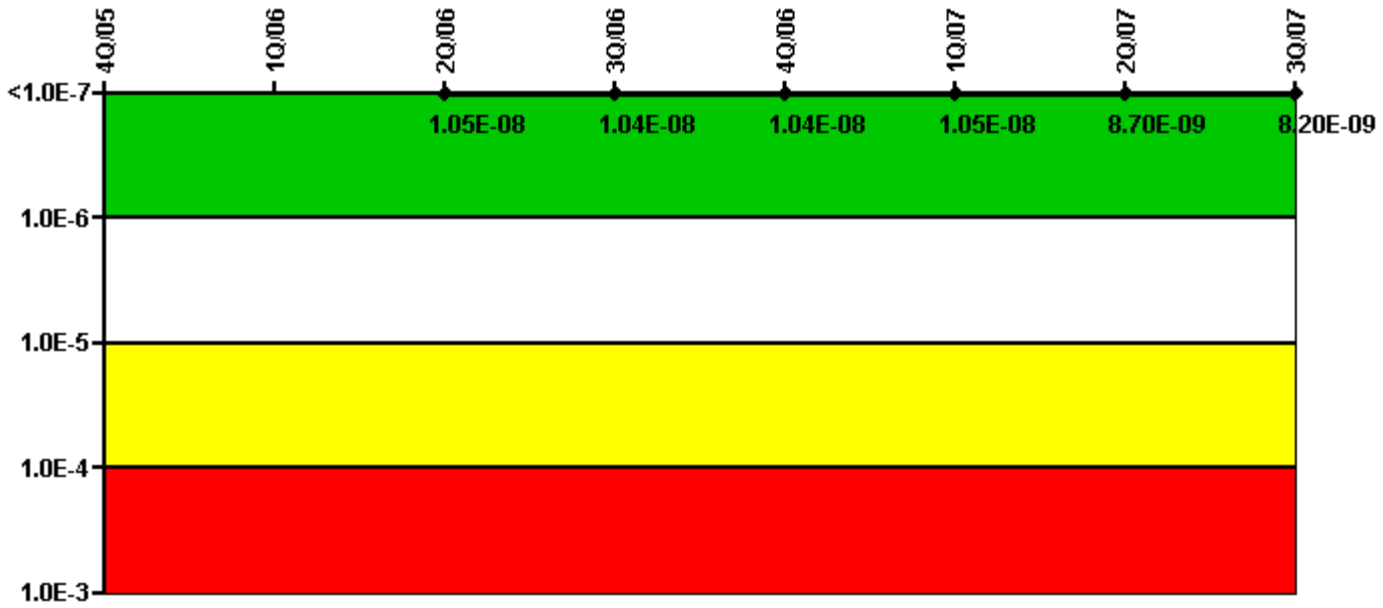
Thresholds: White > 1.00E-6 Yellow > 1.00E-5 Red > 1.00E-4

## Notes

Mitigating Systems Performance Index, Emergency AC Power System	4Q/05	1Q/06	2Q/06	3Q/06	4Q/06	1Q/07	2Q/07	3Q/07
UAI ( $\Delta$ CDF)			2.70E-10	-3.20E-09	1.00E-08	1.30E-08	1.30E-08	1.30E-08
URI ( $\Delta$ CDF)			-2.80E-08	-2.70E-08	-2.70E-08	-2.70E-08	-2.80E-08	-2.80E-08
PLE			NO	NO	NO	NO	NO	NO
Indicator value			-2.77E-08	-3.02E-08	-1.70E-08	-1.40E-08	-1.50E-08	-1.50E-08

Licensee Comments: none

# Mitigating Systems Performance Index, High Pressure Injection System



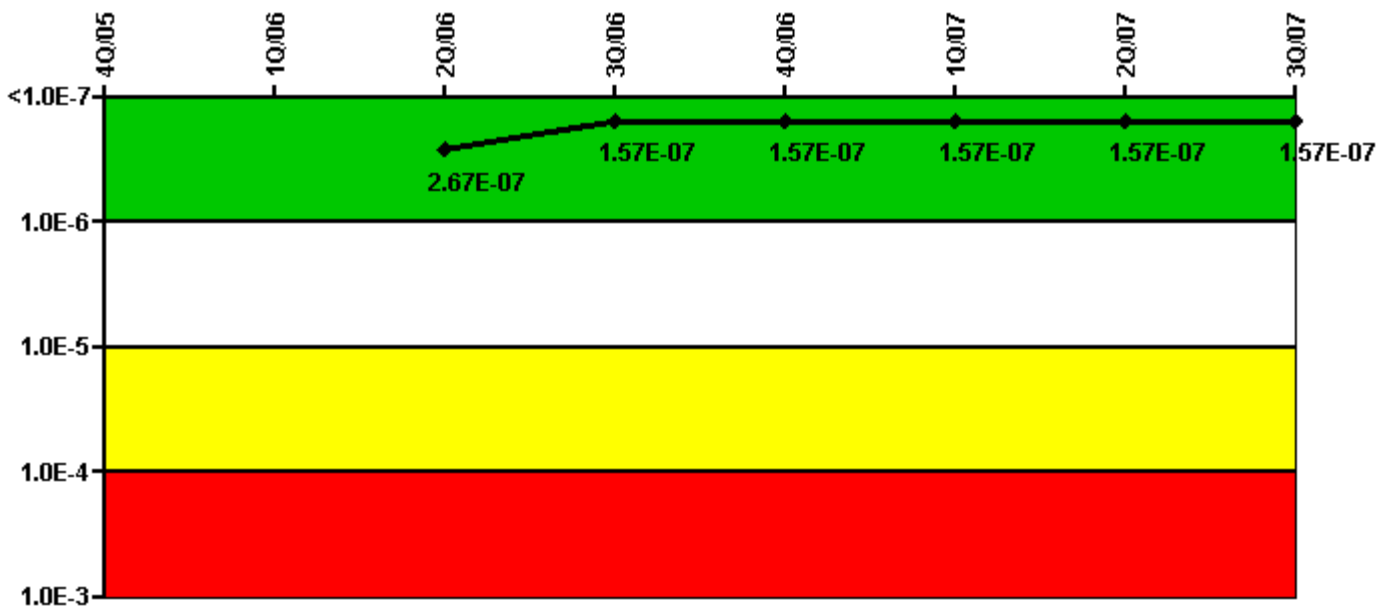
Thresholds: White > 1.00E-6 Yellow > 1.00E-5 Red > 1.00E-4

## Notes

Mitigating Systems Performance Index, High Pressure Injection System	4Q/05	1Q/06	2Q/06	3Q/06	4Q/06	1Q/07	2Q/07	3Q/07
UAI ( $\Delta$ CDF)			-4.80E-10	-5.70E-10	-5.70E-10	-5.50E-10	-2.30E-09	-2.80E-09
URI ( $\Delta$ CDF)			1.10E-08	1.10E-08	1.10E-08	1.10E-08	1.10E-08	1.10E-08
PLE			NO	NO	NO	NO	NO	NO
Indicator value			1.05E-08	1.04E-08	1.04E-08	1.05E-08	8.70E-09	8.20E-09

Licensee Comments: none

# Mitigating Systems Performance Index, Heat Removal System



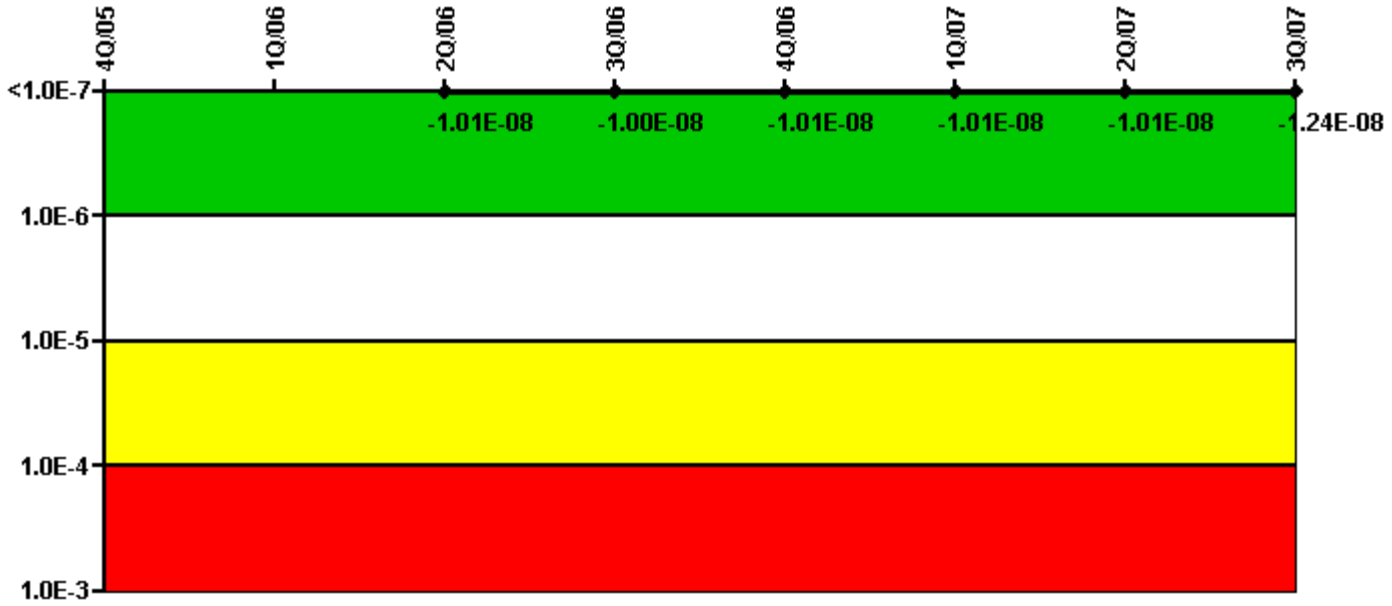
Thresholds: White > 1.00E-6 Yellow > 1.00E-5 Red > 1.00E-4

## Notes

Mitigating Systems Performance Index, Heat Removal System	4Q/05	1Q/06	2Q/06	3Q/06	4Q/06	1Q/07	2Q/07	3Q/07
UAI ( $\Delta$ CDF)			-1.30E-08	-1.30E-08	-1.30E-08	-1.30E-08	-1.30E-08	-1.30E-08
URI ( $\Delta$ CDF)			2.80E-07	1.70E-07	1.70E-07	1.70E-07	1.70E-07	1.70E-07
PLE			NO	NO	NO	NO	NO	NO
Indicator value			2.67E-07	1.57E-07	1.57E-07	1.57E-07	1.57E-07	1.57E-07

Licensee Comments: none

# Mitigating Systems Performance Index, Residual Heat Removal System



Thresholds: White > 1.00E-6 Yellow > 1.00E-5 Red > 1.00E-4

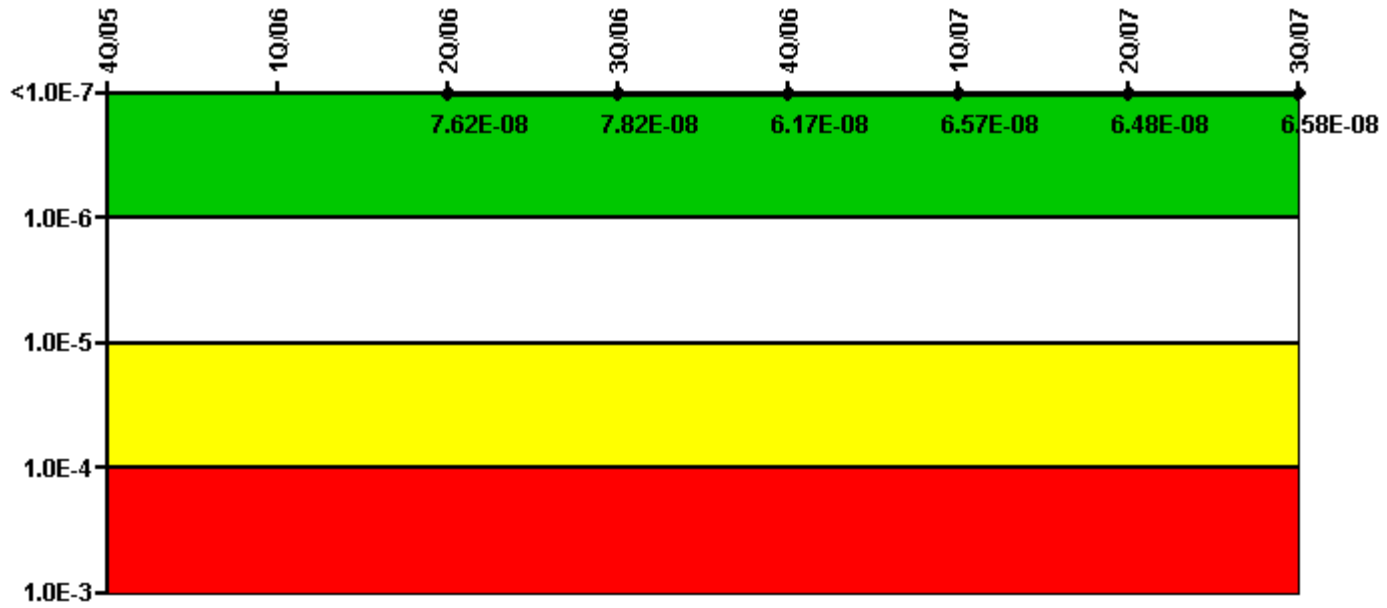
## Notes

Mitigating Systems Performance Index, Residual Heat Removal System	4Q/05	1Q/06	2Q/06	3Q/06	4Q/06	1Q/07	2Q/07	3Q/07
UAI ( $\Delta$ CDF)			1.90E-09	2.00E-09	1.90E-09	1.90E-09	1.90E-09	6.30E-10
URI ( $\Delta$ CDF)			-1.20E-08	-1.20E-08	-1.20E-08	-1.20E-08	-1.20E-08	-1.30E-08
PLE			NO	NO	NO	NO	NO	NO
Indicator value			-1.01E-08	-1.00E-08	-1.01E-08	-1.01E-08	-1.01E-08	-1.24E-08

Licensee Comments: none



# Mitigating Systems Performance Index, Cooling Water Systems




Thresholds: White >  $1.00E-6$  Yellow >  $1.00E-5$  Red >  $1.00E-4$

## Notes

Mitigating Systems Performance Index, Cooling Water Systems	4Q/05	1Q/06	2Q/06	3Q/06	4Q/06	1Q/07	2Q/07	3Q/07
UAI ( $\Delta$ CDF)			$7.10E-08$	$7.30E-08$	$6.00E-08$	$6.40E-08$	$6.30E-08$	$6.40E-08$
URI ( $\Delta$ CDF)			$5.20E-09$	$5.20E-09$	$1.70E-09$	$1.70E-09$	$1.80E-09$	$1.80E-09$
PLE			NO	NO	NO	NO	NO	NO
Indicator value			$7.62E-08$	$7.82E-08$	$6.17E-08$	$6.57E-08$	$6.48E-08$	$6.58E-08$

Licensee Comments: none

# Reactor Coolant System Activity



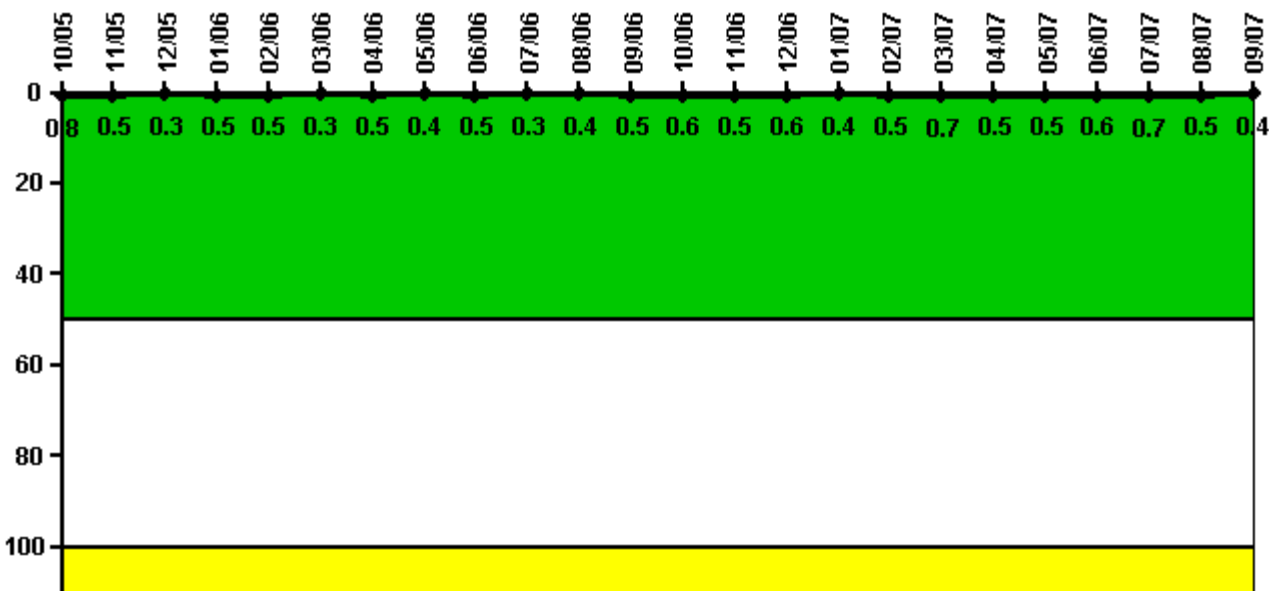
Thresholds: White > 50.0 Yellow > 100.0

## Notes

Reactor Coolant System Activity	10/05	11/05	12/05	1/06	2/06	3/06	4/06	5/06	6/06	7/06	8/06	9/06
Maximum activity	0.000971	0.001100	0.001200	0.001750	0.000926	0.001070	0.000468	0.000595	0.000501	0.000641	0.000702	0.000793
Technical specification limit	1.0	1.0	1.0	1.0	1.0	1.0	1.0	1.0	1.0	1.0	1.0	1.0
Indicator value	0.1	0.1	0.1	0.2	0.1	0.1	0	0.1	0.1	0.1	0.1	0.1
Reactor Coolant System Activity	10/06	11/06	12/06	1/07	2/07	3/07	4/07	5/07	6/07	7/07	8/07	9/07
Maximum activity	0.000610	0.000580	0.000824	0.000671	0.000763	0.000824	0.000855	0.000946	0.000732	0.000885	0.001040	0.000763
Technical specification limit	1.0	1.0	1.0	1.0	1.0	1.0	1.0	1.0	1.0	1.0	1.0	1.0
Indicator value	0.1	0.1	0.1	0.1	0.1	0.1	0.1	0.1	0.1	0.1	0.1	0.1

Licensee Comments: none

# Reactor Coolant System Leakage



Thresholds: White > 50.0 Yellow > 100.0

## Notes

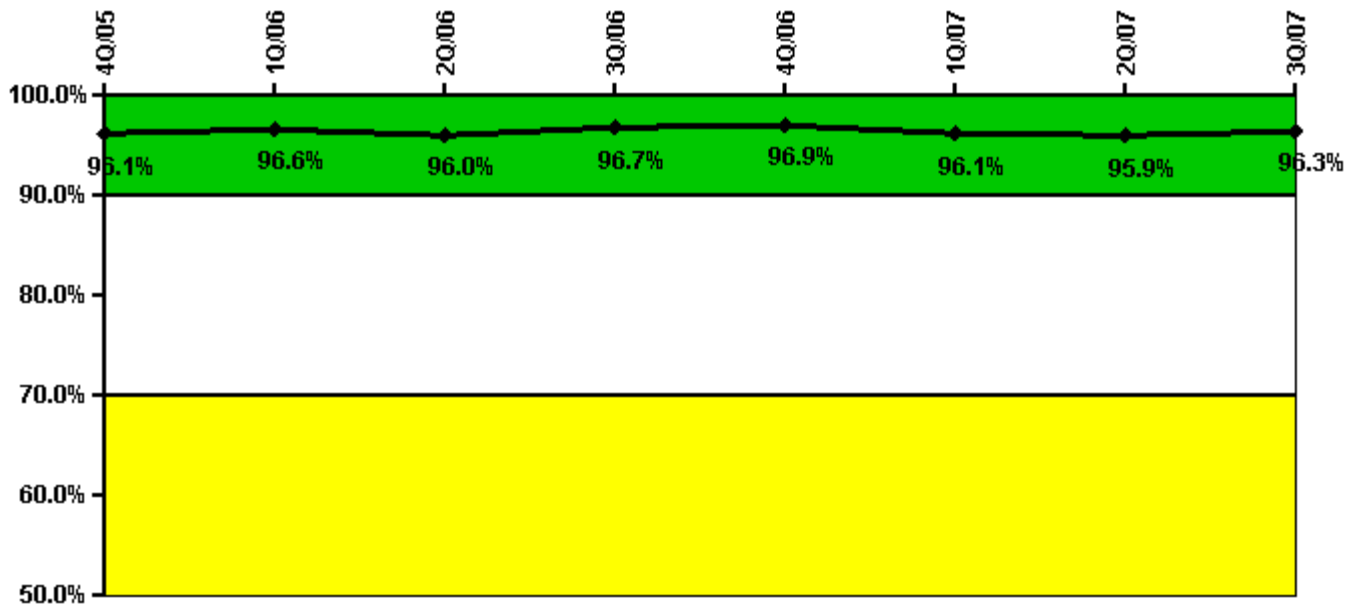
Reactor Coolant System Leakage	10/05	11/05	12/05	1/06	2/06	3/06	4/06	5/06	6/06	7/06	8/06	9/06
Maximum leakage	0.080	0.050	0.030	0.050	0.050	0.030	0.050	0.040	0.050	0.030	0.040	0.050
Technical specification limit	10.0	10.0	10.0	10.0	10.0	10.0	10.0	10.0	10.0	10.0	10.0	10.0
Indicator value	0.8	0.5	0.3	0.5	0.5	0.3	0.5	0.4	0.5	0.3	0.4	0.5

Reactor Coolant System Leakage	10/06	11/06	12/06	1/07	2/07	3/07	4/07	5/07	6/07	7/07	8/07	9/07
Maximum leakage	0.060	0.050	0.060	0.040	0.050	0.070	0.050	0.050	0.060	0.070	0.050	0.040
Technical specification limit	10.0	10.0	10.0	10.0	10.0	10.0	10.0	10.0	10.0	10.0	10.0	10.0
Indicator value	0.6	0.5	0.6	0.4	0.5	0.7	0.5	0.5	0.6	0.7	0.5	0.4

Licensee Comments: none

## Drill/Exercise Performance



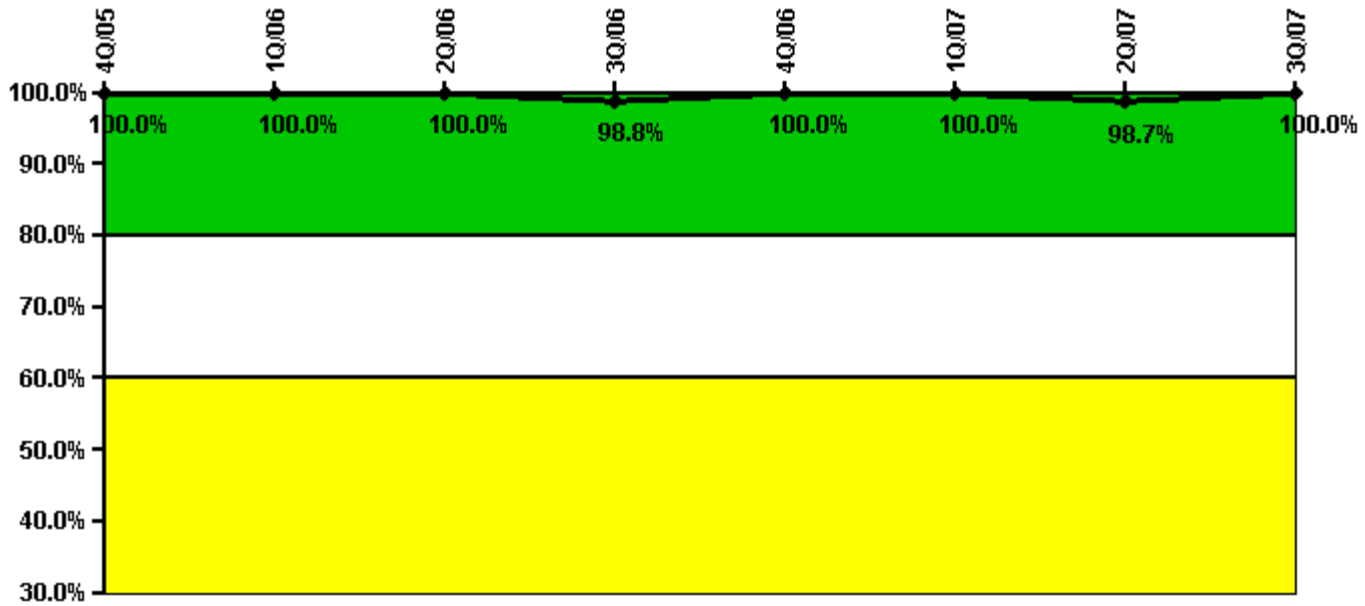
Thresholds: White < 90.0% Yellow < 70.0%

### Notes

Drill/Exercise Performance	4Q/05	1Q/06	2Q/06	3Q/06	4Q/06	1Q/07	2Q/07	3Q/07
Successful opportunities	41.0	75.0	38.0	50.0	22.0	72.0	34.0	30.0
Total opportunities	43.0	75.0	41.0	51.0	22.0	79.0	35.0	30.0
Indicator value	96.1%	96.6%	96.0%	96.7%	96.9%	96.1%	95.9%	96.3%

Licensee Comments: none

# ERO Drill Participation



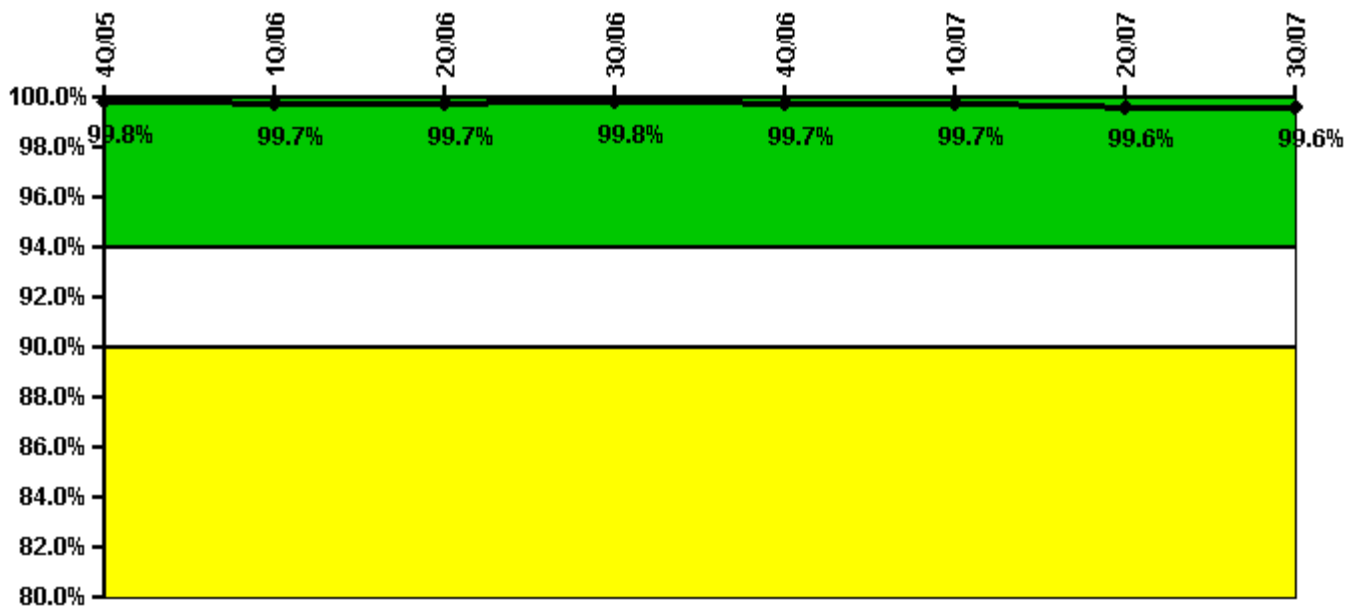
Thresholds: White < 80.0% Yellow < 60.0%

## Notes

ERO Drill Participation	4Q/05	1Q/06	2Q/06	3Q/06	4Q/06	1Q/07	2Q/07	3Q/07
Participating Key personnel	80.0	89.0	90.0	83.0	84.0	83.0	78.0	83.0
Total Key personnel	80.0	89.0	90.0	84.0	84.0	83.0	79.0	83.0
Indicator value	100.0%	100.0%	100.0%	98.8%	100.0%	100.0%	98.7%	100.0%

Licensee Comments: none

# Alert & Notification System



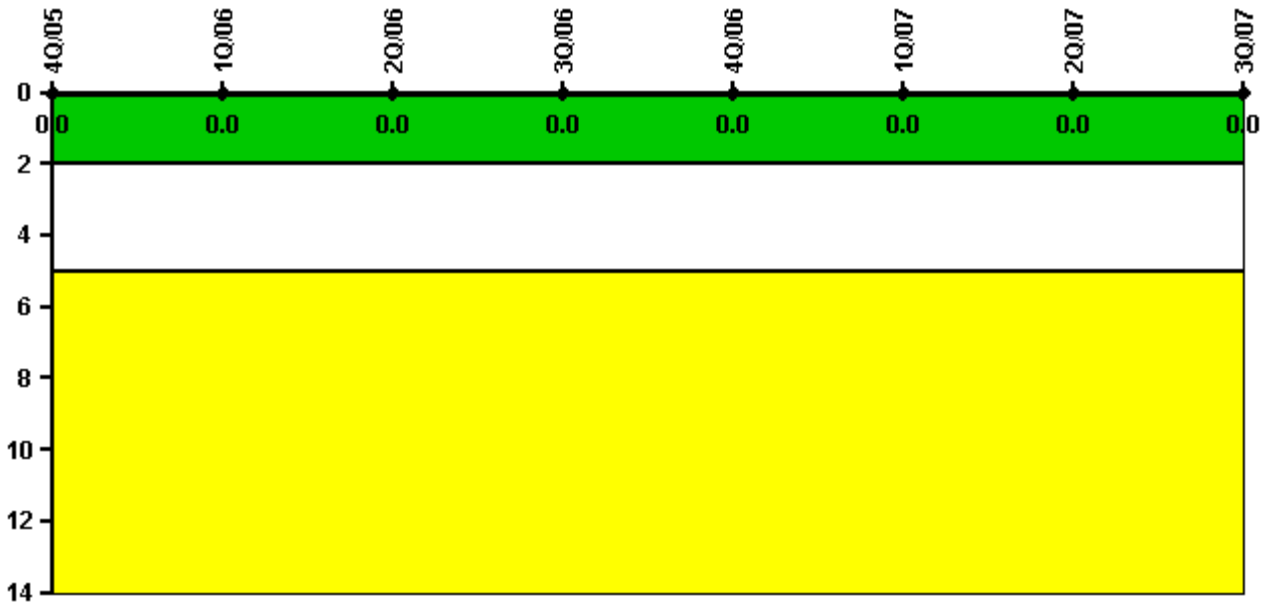
**Thresholds: White < 94.0% Yellow < 90.0%**

## Notes

Alert & Notification System	4Q/05	1Q/06	2Q/06	3Q/06	4Q/06	1Q/07	2Q/07	3Q/07
Successful siren-tests	376	328	422	328	374	328	375	328
Total sirens-tests	376	329	423	329	376	329	376	329
Indicator value	99.8%	99.7%	99.7%	99.8%	99.7%	99.7%	99.6%	99.6%

Licensee Comments: none

# Occupational Exposure Control Effectiveness



Thresholds: White > 2.0 Yellow > 5.0

## Notes

Occupational Exposure Control Effectiveness	4Q/05	1Q/06	2Q/06	3Q/06	4Q/06	1Q/07	2Q/07	3Q/07
High radiation area occurrences	0	0	0	0	0	0	0	0
Very high radiation area occurrences	0	0	0	0	0	0	0	0
Unintended exposure occurrences	0	0	0	0	0	0	0	0
<b>Indicator value</b>	<b>0</b>	<b>0</b>	<b>0</b>	<b>0</b>	<b>0</b>	<b>0</b>	<b>0</b>	<b>0</b>

Licensee Comments: none

# RETS/ODCM Radiological Effluent



Thresholds: White > 1.0 Yellow > 3.0

## Notes

RETS/ODCM Radiological Effluent	4Q/05	1Q/06	2Q/06	3Q/06	4Q/06	1Q/07	2Q/07	3Q/07
RETS/ODCM occurrences	0	0	0	0	0	0	0	0
Indicator value	0	0	0	0	0	0	0	0

Licensee Comments: none

[Physical Protection](#) information not publicly available.