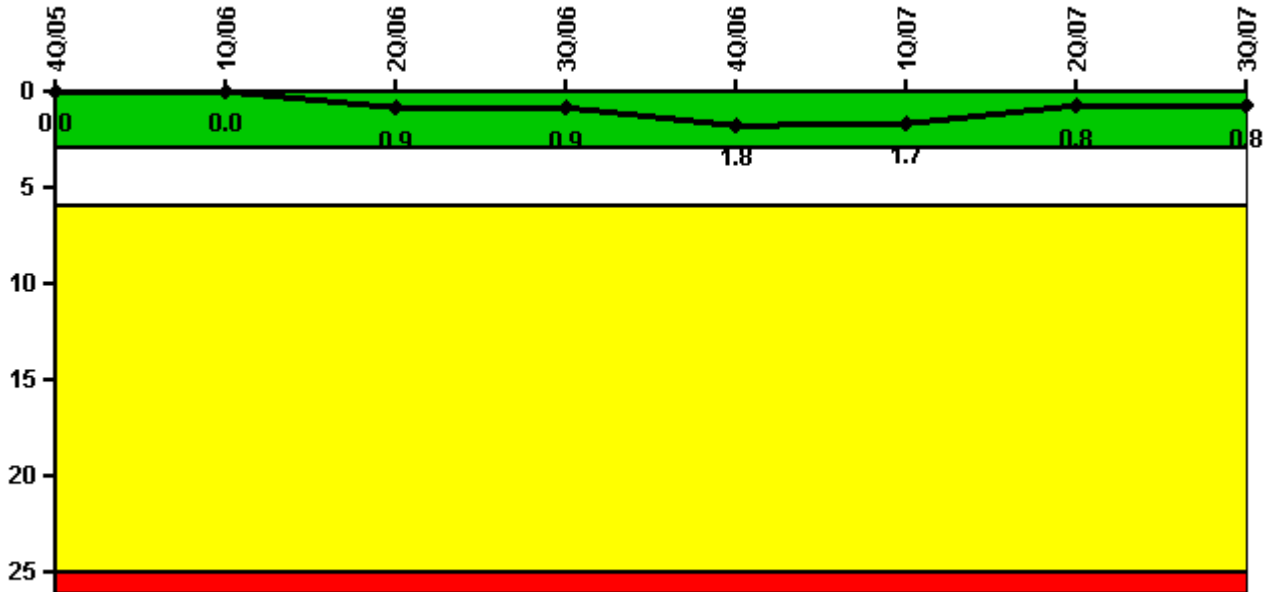


Susquehanna 1

3Q/2007 Performance Indicators

Licensee's General Comments: none

Unplanned Scrams per 7000 Critical Hrs



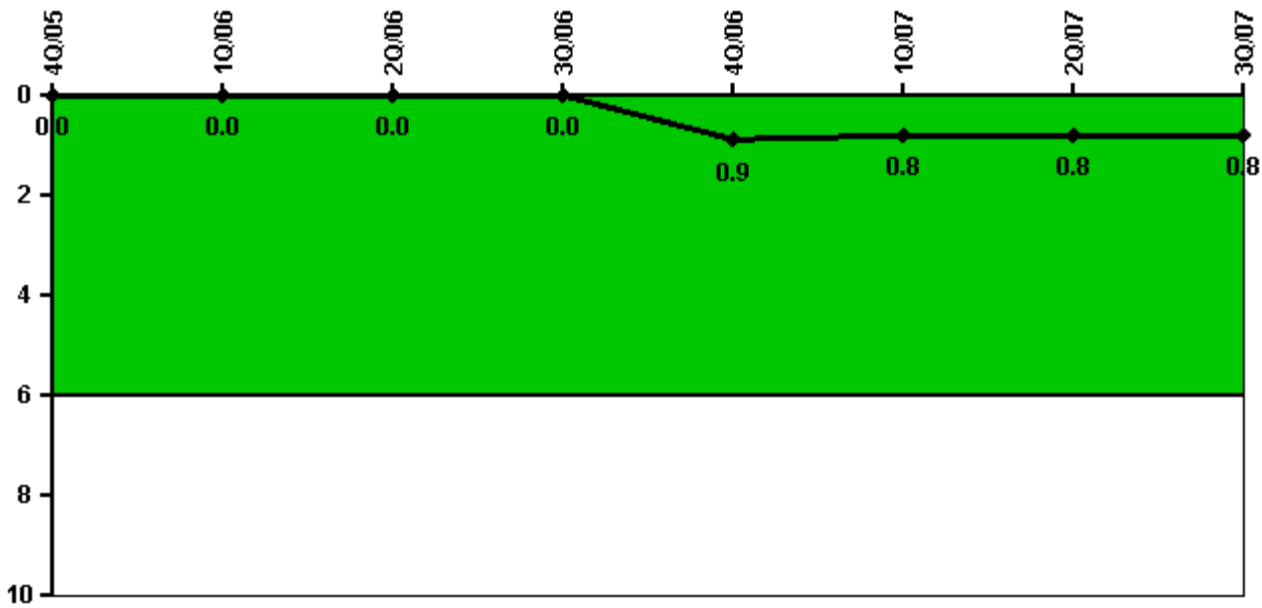
Thresholds: White > 3.0 Yellow > 6.0 Red > 25.0

Notes

Unplanned Scrams per 7000 Critical Hrs	4Q/05	1Q/06	2Q/06	3Q/06	4Q/06	1Q/07	2Q/07	3Q/07
Unplanned scrams	0	0	1.0	0	1.0	0	0	0
Critical hours	1838.6	1495.1	1873.6	2208.0	2133.0	2159.0	2184.0	2208.0
Indicator value	0	0	0.9	0.9	1.8	1.7	0.8	0.8

Licensee Comments: none

Unplanned Power Changes per 7000 Critical Hrs



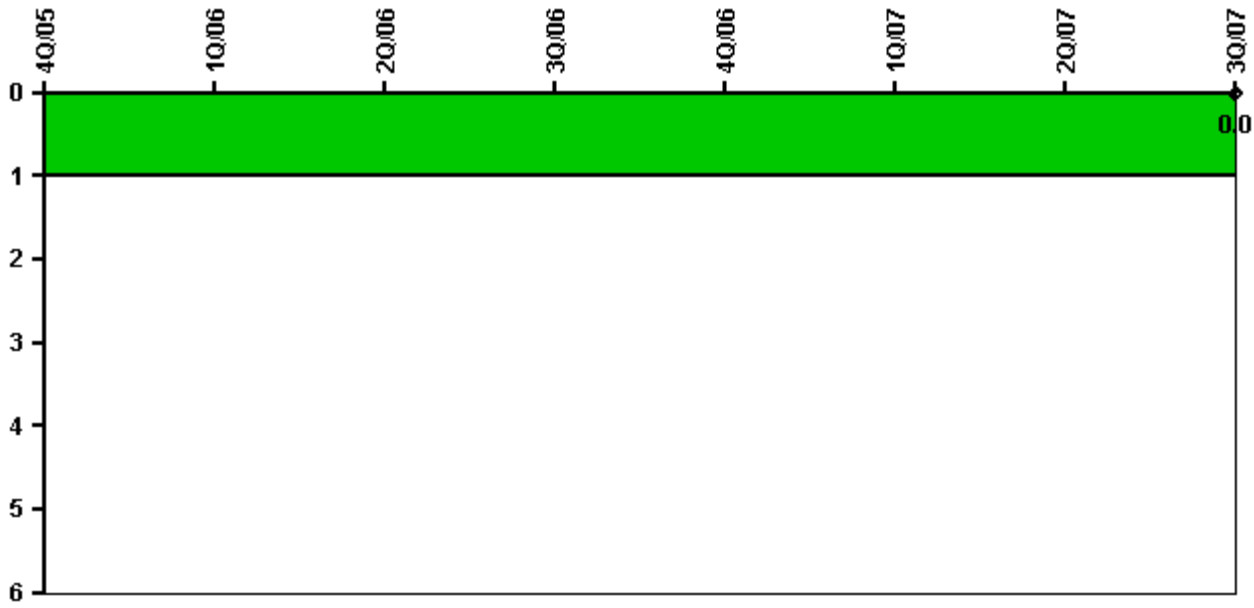
Thresholds: White > 6.0

Notes

Unplanned Power Changes per 7000 Critical Hrs	4Q/05	1Q/06	2Q/06	3Q/06	4Q/06	1Q/07	2Q/07	3Q/07
Unplanned power changes	0	0	0	0	1.0	0	0	0
Critical hours	1838.6	1495.1	1873.6	2208.0	2133.0	2159.0	2184.0	2208.0
Indicator value	0	0	0	0	0.9	0.8	0.8	0.8

Licensee Comments: none

Unplanned Scrams with Complications



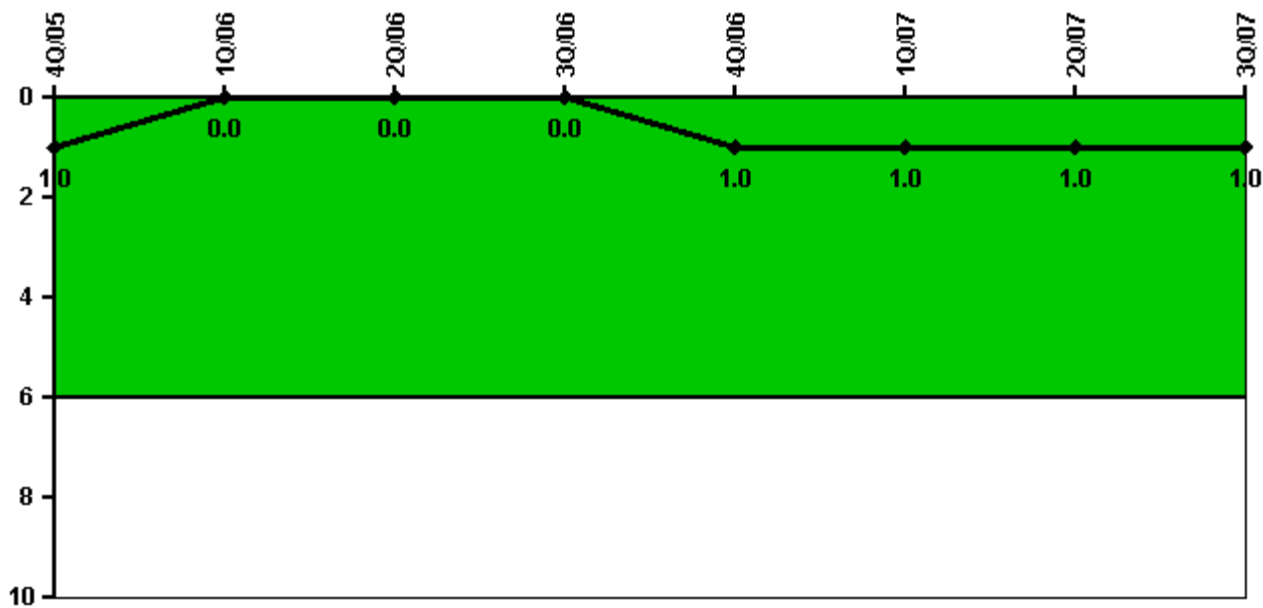
Thresholds: White > 1.0

Notes

Unplanned Scrams with Complications	4Q/05	1Q/06	2Q/06	3Q/06	4Q/06	1Q/07	2Q/07	3Q/07
Scrams with complications					0	0	0	0
Indicator value								0.0

Licensee Comments: none

Safety System Functional Failures (BWR)



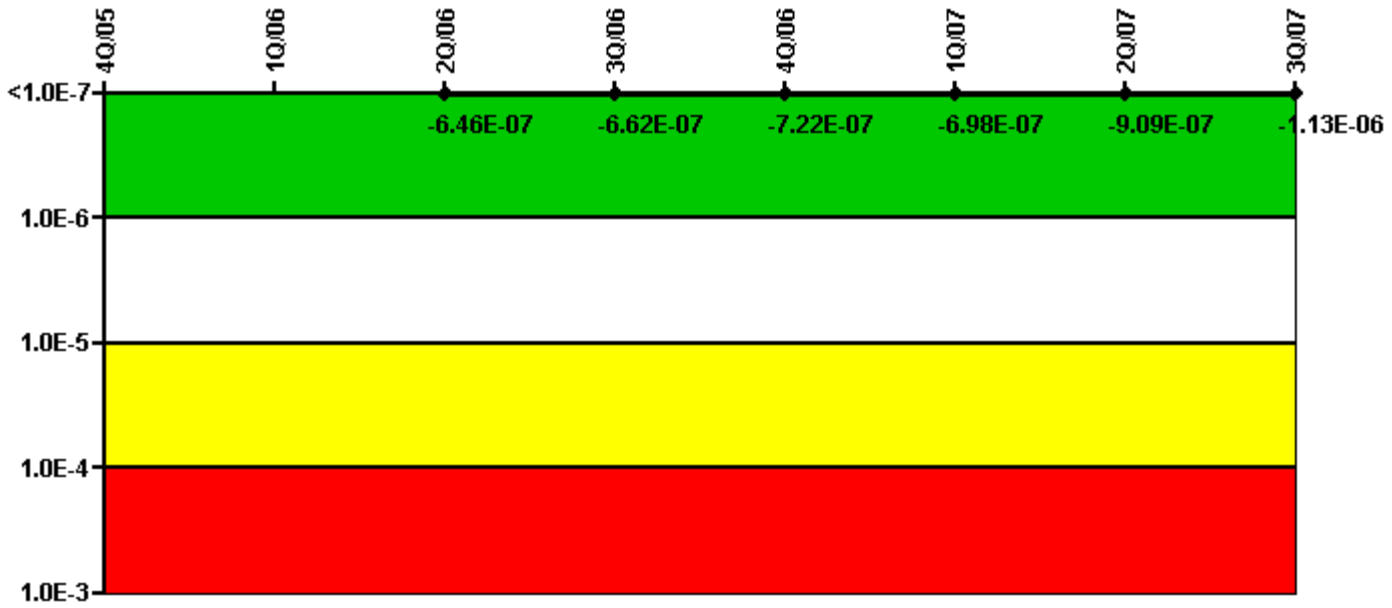
Thresholds: White > 6.0

Notes

Safety System Functional Failures (BWR)	4Q/05	1Q/06	2Q/06	3Q/06	4Q/06	1Q/07	2Q/07	3Q/07
Safety System Functional Failures	0	0	0	0	1	0	0	0
Indicator value	1	0	0	0	1	1	1	1

Licensee Comments: none

Mitigating Systems Performance Index, Emergency AC Power System



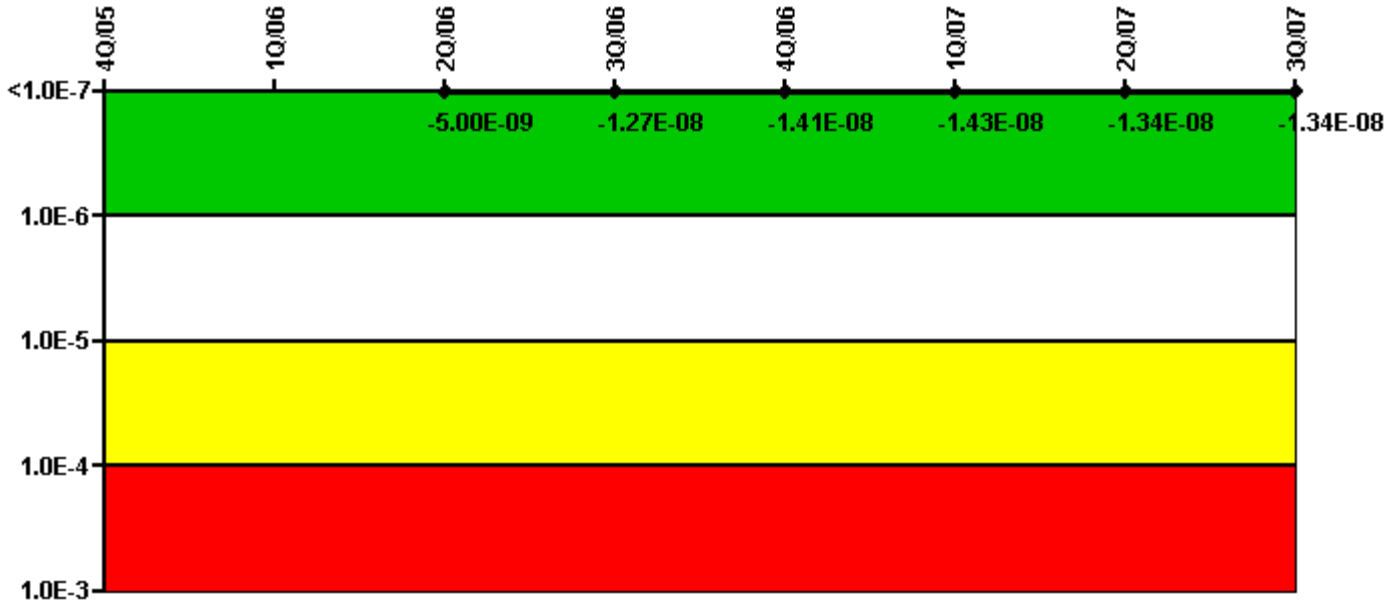
Thresholds: White > 1.00E-6 Yellow > 1.00E-5 Red > 1.00E-4

Notes

Mitigating Systems Performance Index, Emergency AC Power System	4Q/05	1Q/06	2Q/06	3Q/06	4Q/06	1Q/07	2Q/07	3Q/07
UAI (Δ CDF)			-6.40E-09	-2.20E-08	-2.20E-08	-2.80E-08	-2.90E-08	-2.90E-08
URI (Δ CDF)			-6.40E-07	-6.40E-07	-7.00E-07	-6.70E-07	-8.80E-07	-1.10E-06
PLE			NO	NO	NO	NO	NO	NO
Indicator value			-6.46E-07	-6.62E-07	-7.22E-07	-6.98E-07	-9.09E-07	-1.13E-06

Licensee Comments: none

Mitigating Systems Performance Index, High Pressure Injection System




Thresholds: White > 1.00E-6 Yellow > 1.00E-5 Red > 1.00E-4

Notes

Mitigating Systems Performance Index, High Pressure Injection System	4Q/05	1Q/06	2Q/06	3Q/06	4Q/06	1Q/07	2Q/07	3Q/07
UAI (Δ CDF)			1.20E-08	3.30E-09	1.90E-09	1.70E-09	1.60E-09	1.60E-09
URI (Δ CDF)			-1.70E-08	-1.60E-08	-1.60E-08	-1.60E-08	-1.50E-08	-1.50E-08
PLE			NO	NO	NO	NO	NO	NO
Indicator value			-5.00E-09	-1.27E-08	-1.41E-08	-1.43E-08	-1.34E-08	-1.34E-08

Licensee Comments: none

Mitigating Systems Performance Index, Heat Removal System



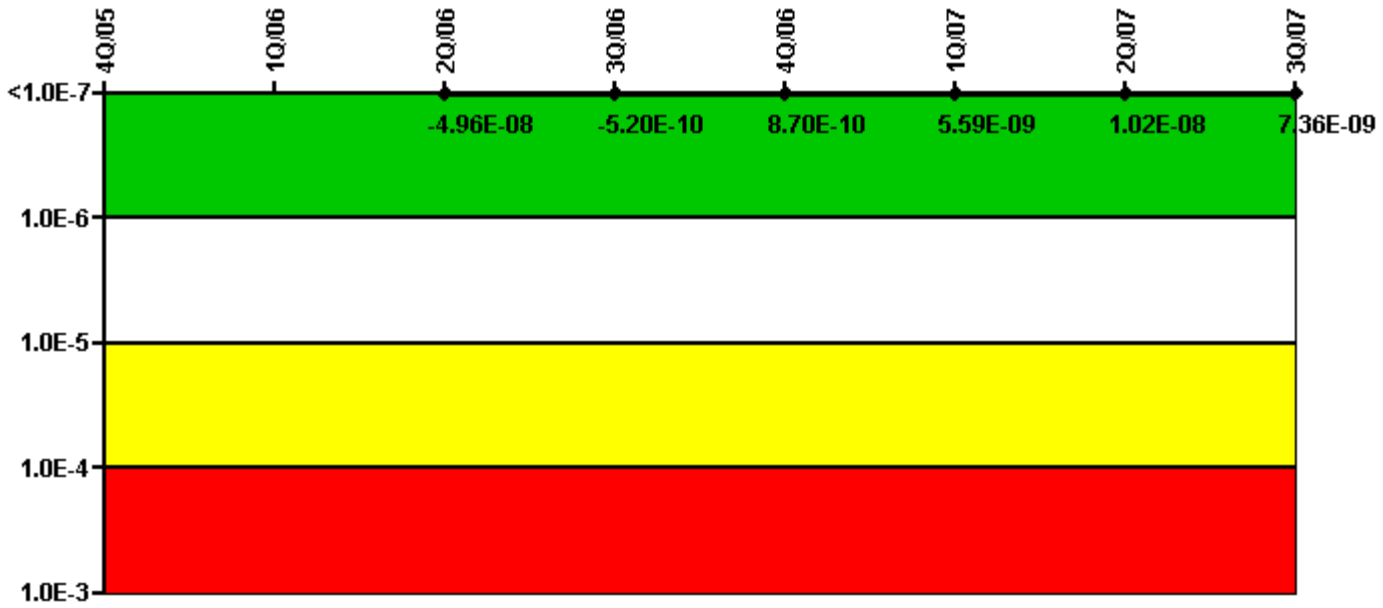
Thresholds: White > 1.00E-6 Yellow > 1.00E-5 Red > 1.00E-4

Notes

Mitigating Systems Performance Index, Heat Removal System	4Q/05	1Q/06	2Q/06	3Q/06	4Q/06	1Q/07	2Q/07	3Q/07
UAI (Δ CDF)			-7.80E-09	-7.80E-09	-7.80E-09	-7.80E-09	-7.80E-09	-5.30E-09
URI (Δ CDF)			-2.30E-08	-2.20E-08	-2.20E-08	-2.20E-08	-2.10E-08	-2.30E-08
PLE			NO	NO	NO	NO	NO	NO
Indicator value			-3.08E-08	-2.98E-08	-2.98E-08	-2.98E-08	-2.88E-08	-2.83E-08

Licensee Comments: none

Mitigating Systems Performance Index, Residual Heat Removal System



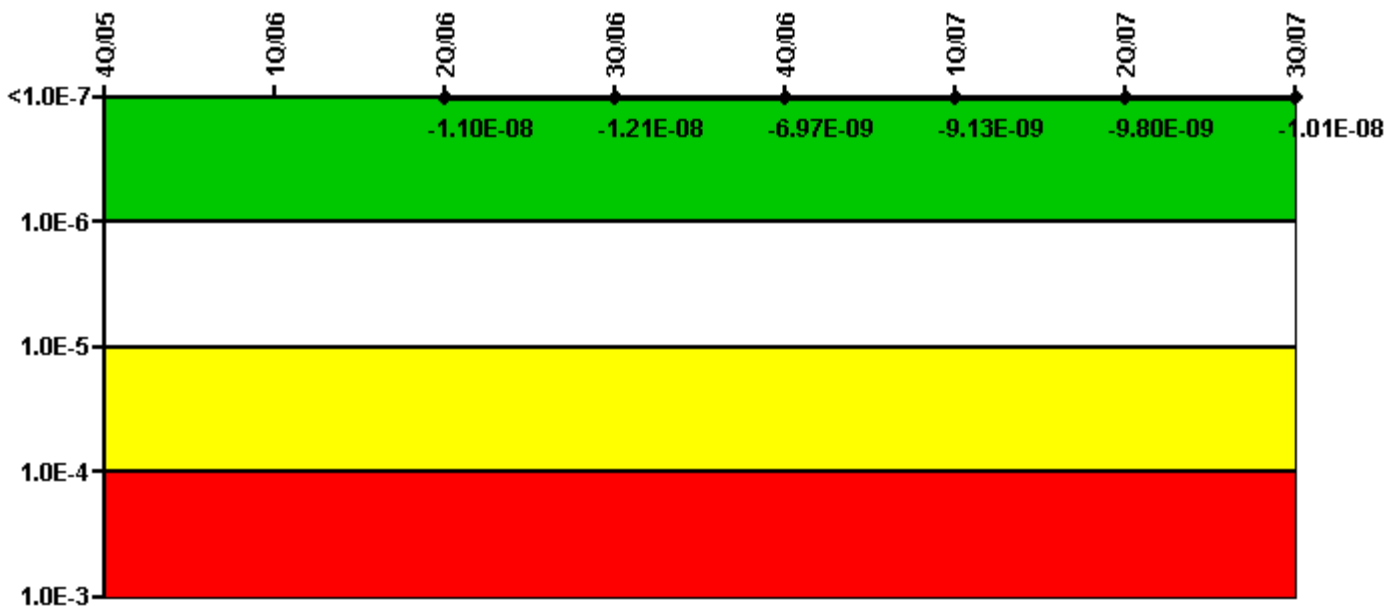
Thresholds: White > 1.00E-6 Yellow > 1.00E-5 Red > 1.00E-4

Notes

Mitigating Systems Performance Index, Residual Heat Removal System	4Q/05	1Q/06	2Q/06	3Q/06	4Q/06	1Q/07	2Q/07	3Q/07
UAI (Δ CDF)			4.50E-10	4.50E-10	3.50E-10	1.90E-10	2.30E-10	3.60E-10
URI (Δ CDF)			-5.00E-08	-9.70E-10	5.20E-10	5.40E-09	1.00E-08	7.00E-09
PLE			NO	NO	NO	NO	NO	NO
Indicator value			-4.96E-08	-5.20E-10	8.70E-10	5.59E-09	1.02E-08	7.36E-09

Licensee Comments: none

Mitigating Systems Performance Index, Cooling Water Systems



Thresholds: White > $1.00E-6$ Yellow > $1.00E-5$ Red > $1.00E-4$

Notes

Mitigating Systems Performance Index, Cooling Water Systems	4Q/05	1Q/06	2Q/06	3Q/06	4Q/06	1Q/07	2Q/07	3Q/07
UAI (Δ CDF)			$9.60E-10$	$9.30E-10$	$9.30E-10$	$8.70E-10$	$1.20E-09$	$9.00E-10$
URI (Δ CDF)			$-1.20E-08$	$-1.30E-08$	$-7.90E-09$	$-1.00E-08$	$-1.10E-08$	$-1.10E-08$
PLE			NO	NO	NO	NO	NO	NO
Indicator value			$-1.10E-08$	$-1.21E-08$	$-6.97E-09$	$-9.13E-09$	$-9.80E-09$	$-1.01E-08$

Licensee Comments:

3Q/07: Changed PRA Parameter(s). Previously reported data (since 2nd Qtr 2006) for the Units 1 and 2 MS10 Performance Index is revised due to two minor errors that occurred in 2005 during baseline data submittal to CDE via the MSPI calculator. There is no safety significance associated with these errors and they do not affect the color of the current Performance Indicators nor the previously reported color of this PI.

2Q/07: Changed PRA Parameter(s).

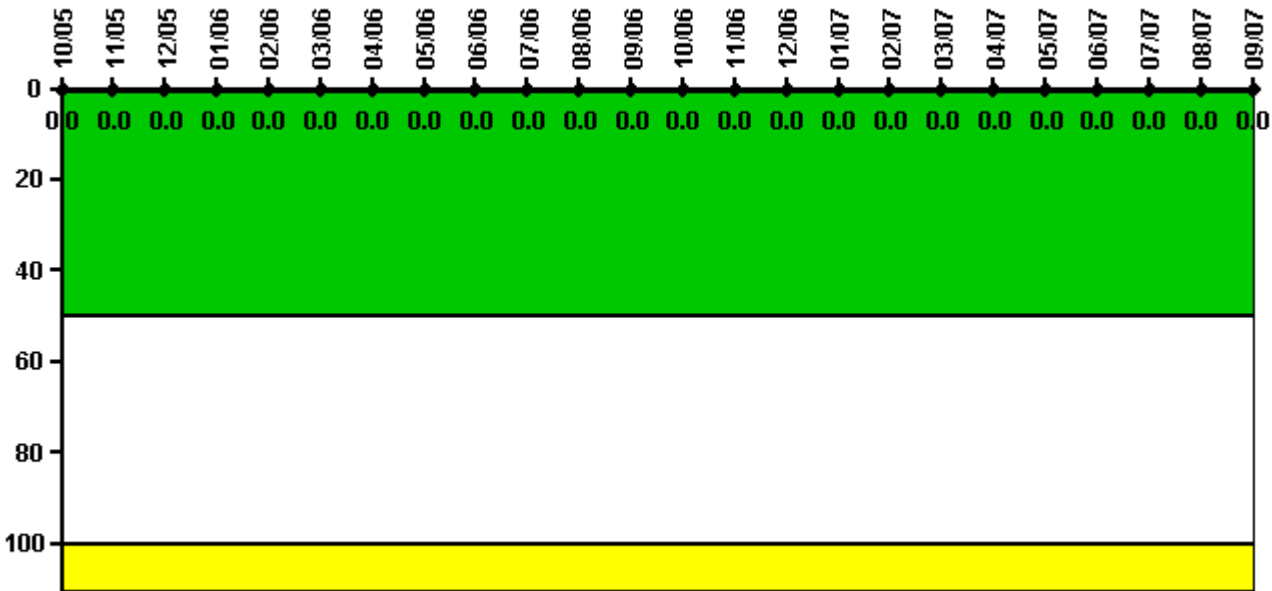
1Q/07: Changed PRA Parameter(s).

4Q/06: Changed PRA Parameter(s). Second and third quarter 2006 Mitigating System Performance Index (MSPI) data is revised due to minor changes to the Probabilistic Risk Assessment (PRA) baseline data as a result of incorporating comments from an NRC inspection in late October 2006. There is no safety significance associated with these changes to the PRA data. This revision does not affect the color of the current Performance Indicators nor the previously reported color of these PI's.

3Q/06: Changed PRA Parameter(s).

2Q/06: Changed PRA Parameter(s).

Reactor Coolant System Activity



Thresholds: White > 50.0 Yellow > 100.0

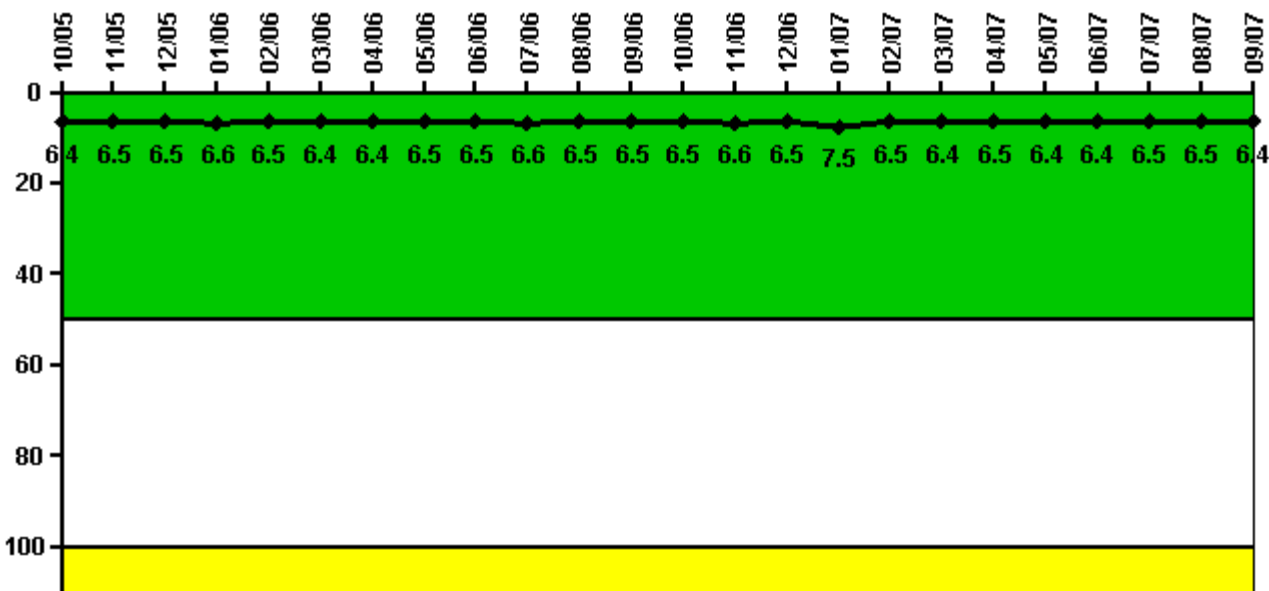
Notes

Reactor Coolant System Activity	10/05	11/05	12/05	1/06	2/06	3/06	4/06	5/06	6/06	7/06	8/06	9/06
Maximum activity	0.000012	0.000005	0.000004	0.000005	0.000005	0.000005	0.000002	0.000004	0.000003	0.000003	0.000003	0.000004
Technical specification limit	0.2	0.2	0.2	0.2	0.2	0.2	0.2	0.2	0.2	0.2	0.2	0.2
Indicator value	0	0	0	0	0	0	0	0	0	0	0	0

Reactor Coolant System Activity	10/06	11/06	12/06	1/07	2/07	3/07	4/07	5/07	6/07	7/07	8/07	9/07
Maximum activity	0.000006	0.000005	0.000004	0.000004	0.000004	0.000005	0.000005	0.000005	0.000004	0.000004	0.000005	0.000016
Technical specification limit	0.2	0.2	0.2	0.2	0.2	0.2	0.2	0.2	0.2	0.2	0.2	0.2
Indicator value	0	0	0	0	0	0	0	0	0	0	0	0

Licensee Comments: none

Reactor Coolant System Leakage



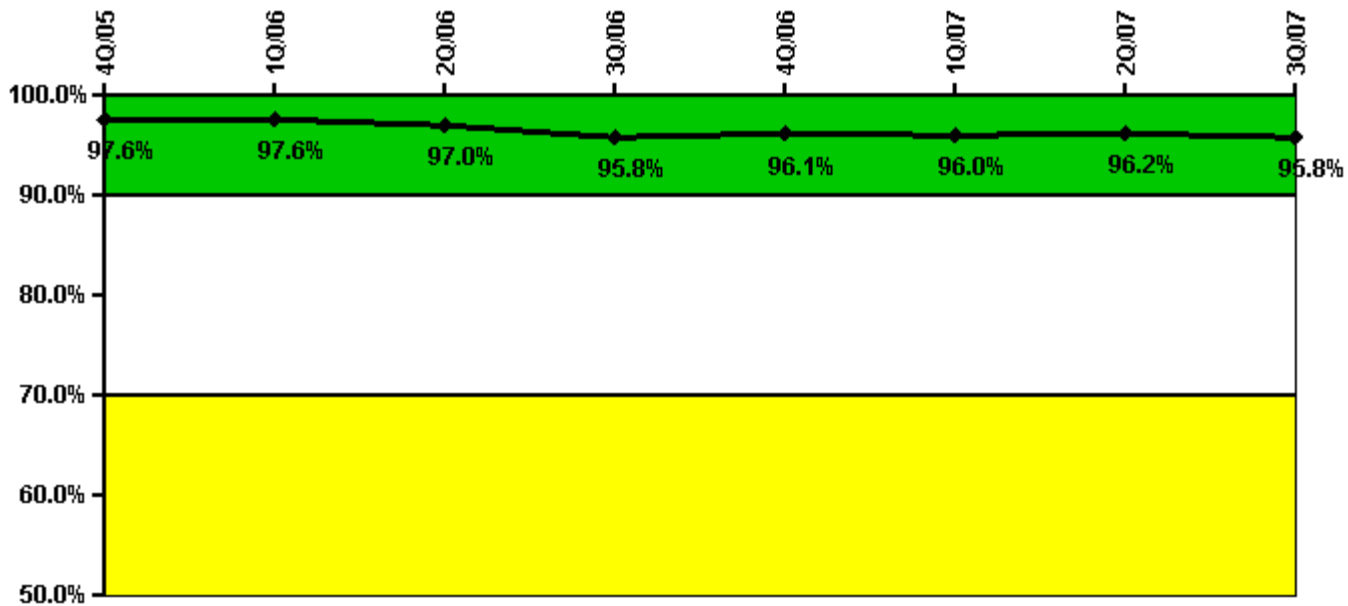
Thresholds: White > 50.0 Yellow > 100.0

Notes

Reactor Coolant System Leakage	10/05	11/05	12/05	1/06	2/06	3/06	4/06	5/06	6/06	7/06	8/06	9/06
Maximum leakage	1.600	1.630	1.630	1.640	1.620	1.600	1.600	1.620	1.620	1.640	1.630	1.630
Technical specification limit	25.0	25.0	25.0	25.0	25.0	25.0	25.0	25.0	25.0	25.0	25.0	25.0
Indicator value	6.4	6.5	6.5	6.6	6.5	6.4	6.4	6.5	6.5	6.6	6.5	6.5
Reactor Coolant System Leakage	10/06	11/06	12/06	1/07	2/07	3/07	4/07	5/07	6/07	7/07	8/07	9/07
Maximum leakage	1.630	1.640	1.620	1.870	1.620	1.610	1.620	1.610	1.610	1.620	1.620	1.610
Technical specification limit	25.0	25.0	25.0	25.0	25.0	25.0	25.0	25.0	25.0	25.0	25.0	25.0
Indicator value	6.5	6.6	6.5	7.5	6.5	6.4	6.5	6.4	6.4	6.5	6.5	6.4

Licensee Comments: none

Drill/Exercise Performance



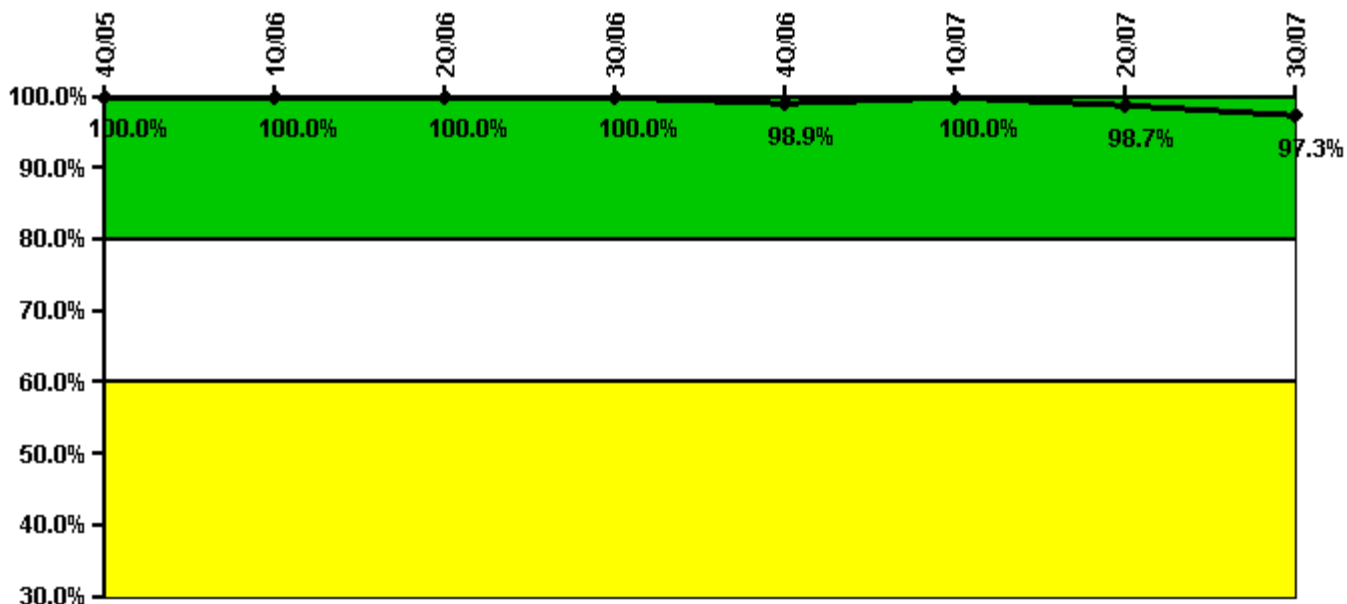
Thresholds: White < 90.0% Yellow < 70.0%

Notes

Drill/Exercise Performance	4Q/05	1Q/06	2Q/06	3Q/06	4Q/06	1Q/07	2Q/07	3Q/07
Successful opportunities	10.0	10.0	8.0	18.0	8.0	8.0	35.0	16.0
Total opportunities	11.0	10.0	9.0	20.0	8.0	8.0	36.0	16.0
Indicator value	97.6%	97.6%	97.0%	95.8%	96.1%	96.0%	96.2%	95.8%

Licensee Comments: none

ERO Drill Participation



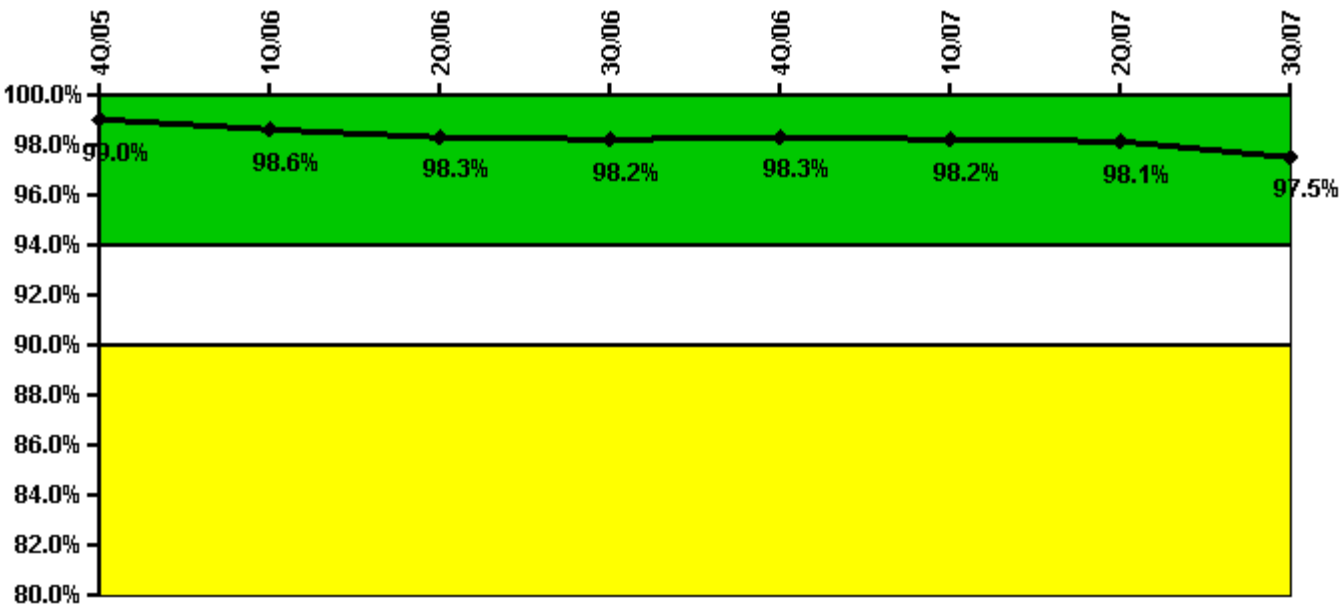
Thresholds: White < 80.0% Yellow < 60.0%

Notes

ERO Drill Participation	4Q/05	1Q/06	2Q/06	3Q/06	4Q/06	1Q/07	2Q/07	3Q/07
Participating Key personnel	94.0	95.0	92.0	91.0	86.0	80.0	76.0	73.0
Total Key personnel	94.0	95.0	92.0	91.0	87.0	80.0	77.0	75.0
Indicator value	100.0%	100.0%	100.0%	100.0%	98.9%	100.0%	98.7%	97.3%

Licensee Comments: none

Alert & Notification System



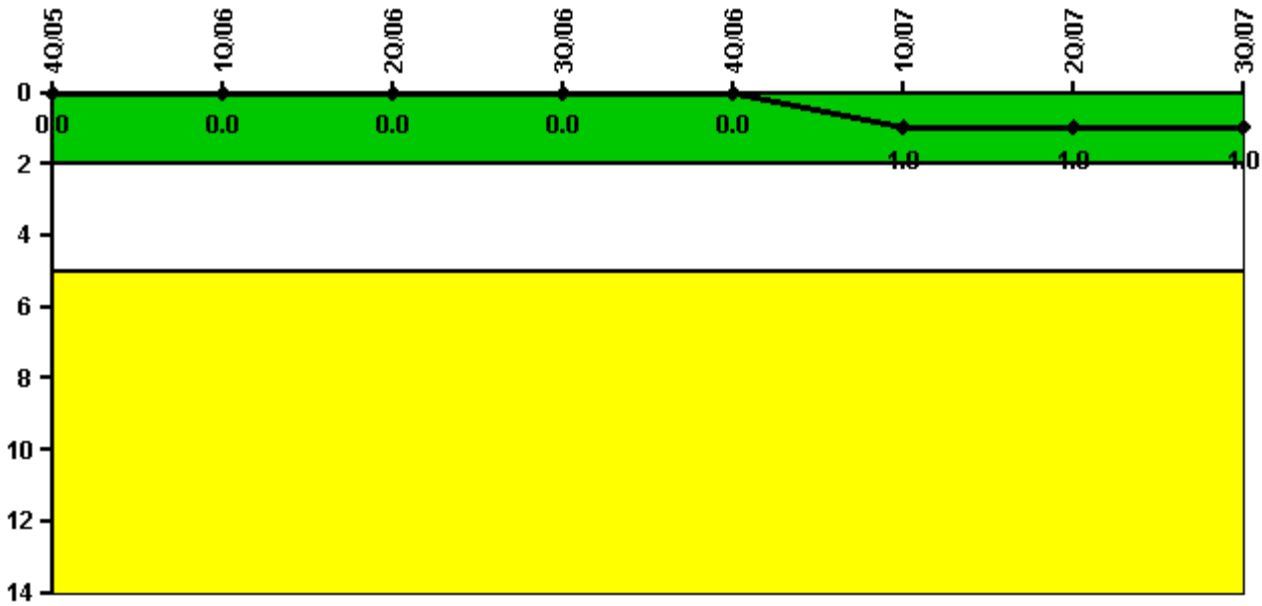
Thresholds: White < 94.0% Yellow < 90.0%

Notes

Alert & Notification System	4Q/05	1Q/06	2Q/06	3Q/06	4Q/06	1Q/07	2Q/07	3Q/07
Successful siren-tests	880	880	660	880	882	879	765	970
Total sirens-tests	896	896	672	896	896	896	784	1008
Indicator value	99.0%	98.6%	98.3%	98.2%	98.3%	98.2%	98.1%	97.5%

Licensee Comments: none

Occupational Exposure Control Effectiveness



Thresholds: White > 2.0 Yellow > 5.0

Notes

Occupational Exposure Control Effectiveness	4Q/05	1Q/06	2Q/06	3Q/06	4Q/06	1Q/07	2Q/07	3Q/07
High radiation area occurrences	0	0	0	0	0	1	0	0
Very high radiation area occurrences	0	0	0	0	0	0	0	0
Unintended exposure occurrences	0	0	0	0	0	0	0	0
Indicator value	0	0	0	0	0	1	1	1

Licensee Comments: none

RETS/ODCM Radiological Effluent



Thresholds: White > 1.0 Yellow > 3.0

Notes

RETS/ODCM Radiological Effluent	4Q/05	1Q/06	2Q/06	3Q/06	4Q/06	1Q/07	2Q/07	3Q/07
RETS/ODCM occurrences	0	0	0	0	0	0	0	0
Indicator value	0	0	0	0	0	0	0	0

Licensee Comments: none

[Physical Protection](#) information not publicly available.