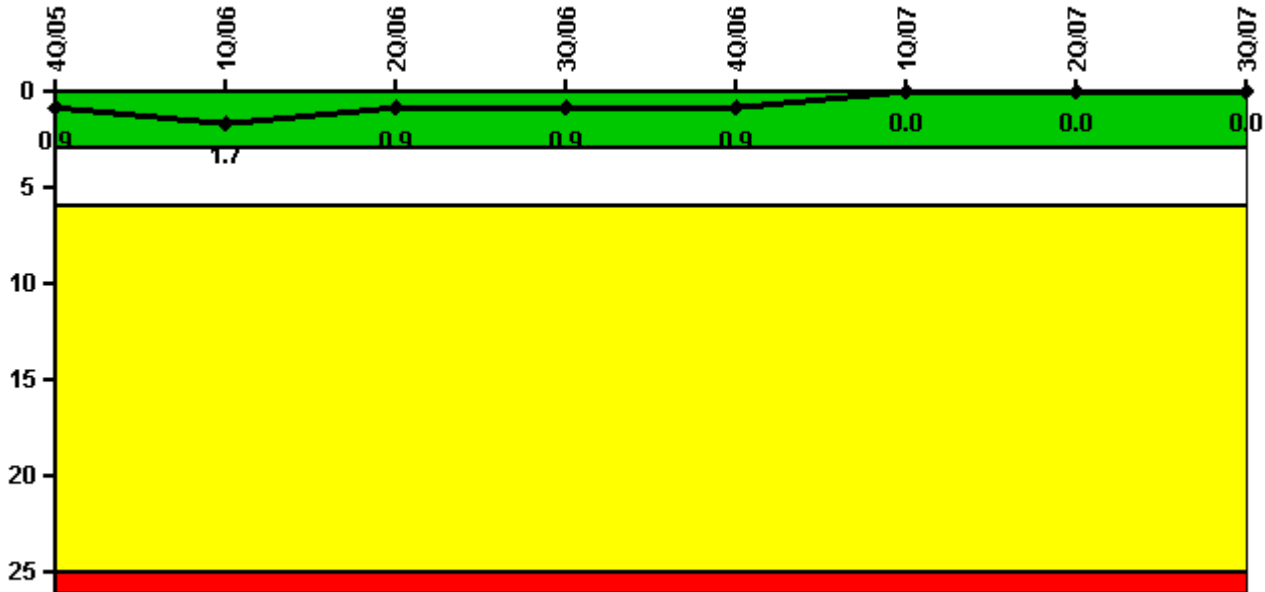


Quad Cities 1

3Q/2007 Performance Indicators

Licensee's General Comments: none

Unplanned Scrams per 7000 Critical Hrs



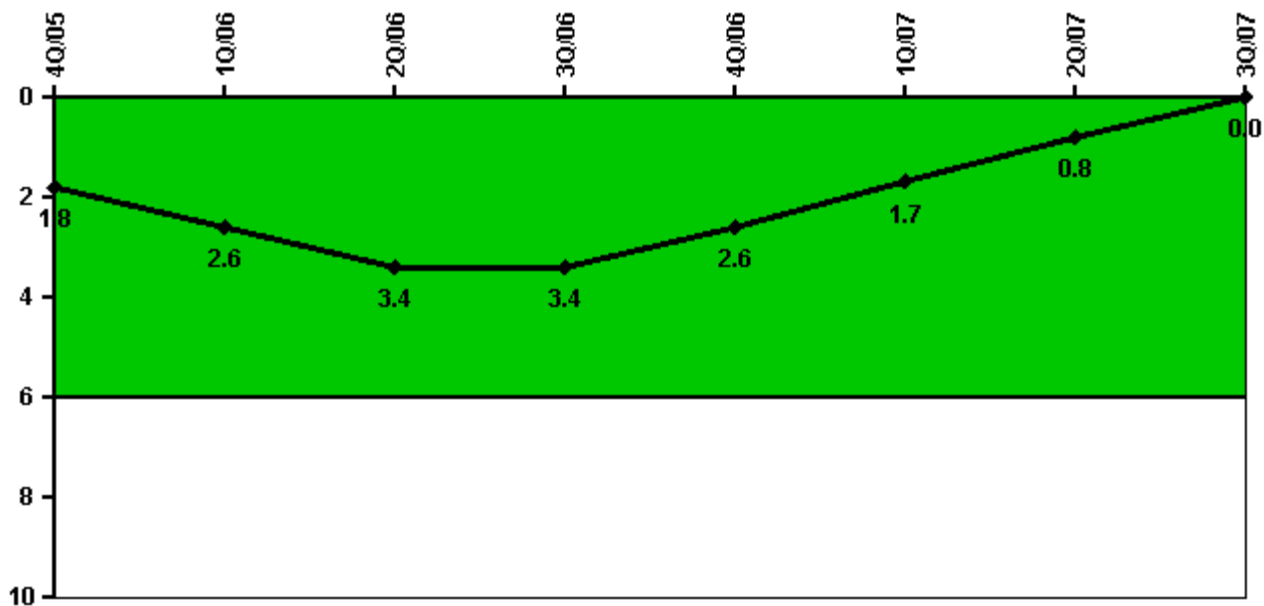
Thresholds: White > 3.0 Yellow > 6.0 Red > 25.0

Notes

Unplanned Scrams per 7000 Critical Hrs	4Q/05	1Q/06	2Q/06	3Q/06	4Q/06	1Q/07	2Q/07	3Q/07
Unplanned scrams	0	1.0	0	0	0	0	0	0
Critical hours	2209.0	2009.0	1789.8	2208.0	2209.0	2159.0	1755.3	2139.0
Indicator value	0.9	1.7	0.9	0.9	0.9	0	0	0

Licensee Comments: none

Unplanned Power Changes per 7000 Critical Hrs



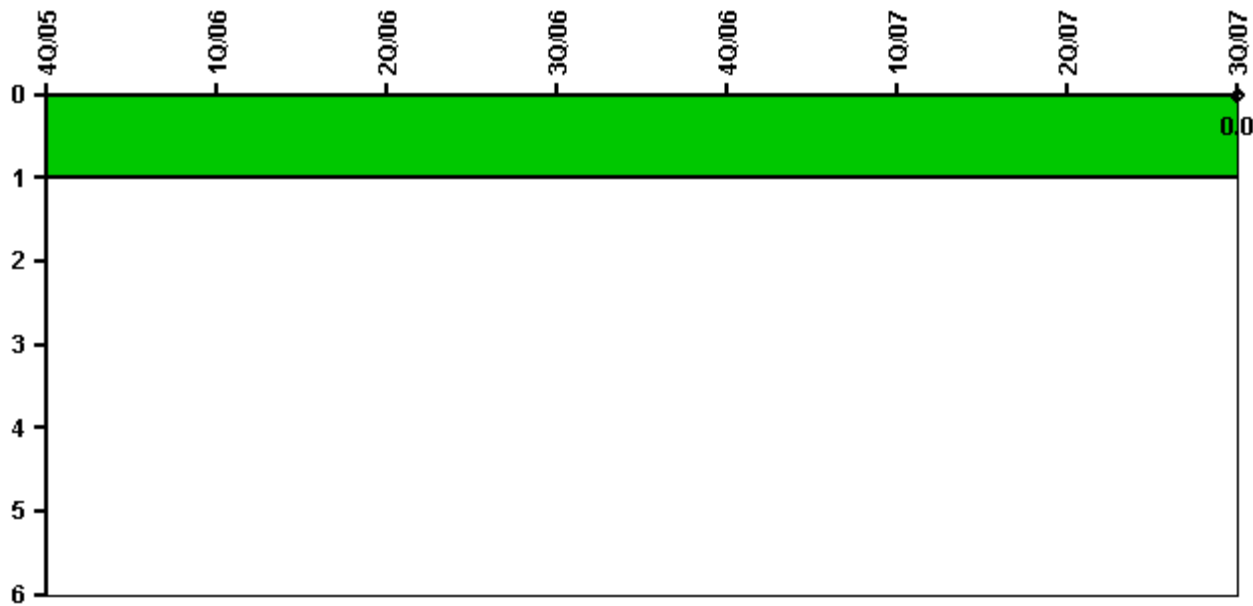
Thresholds: White > 6.0

Notes

Unplanned Power Changes per 7000 Critical Hrs	4Q/05	1Q/06	2Q/06	3Q/06	4Q/06	1Q/07	2Q/07	3Q/07
Unplanned power changes	1.0	1.0	1.0	1.0	0	0	0	0
Critical hours	2209.0	2009.0	1789.8	2208.0	2209.0	2159.0	1755.3	2139.0
Indicator value	1.8	2.6	3.4	3.4	2.6	1.7	0.8	0

Licensee Comments: none

Unplanned Scrams with Complications



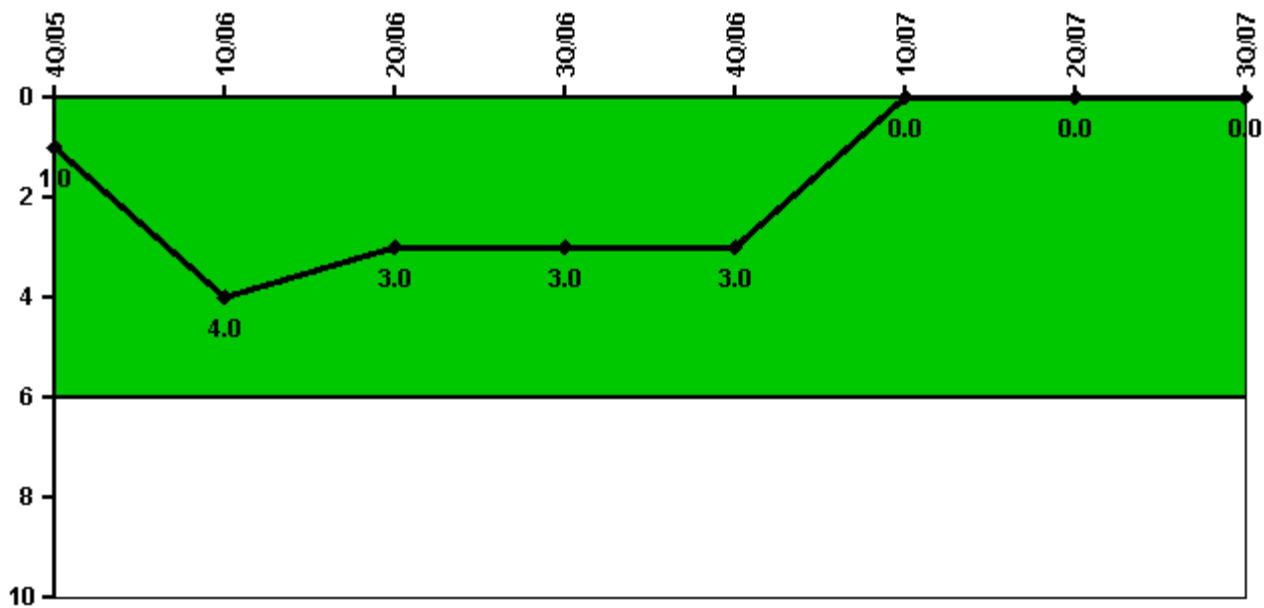
Thresholds: White > 1.0

Notes

Unplanned Scrams with Complications	4Q/05	1Q/06	2Q/06	3Q/06	4Q/06	1Q/07	2Q/07	3Q/07
Scrams with complications					0	0	0	0
Indicator value								0.0

Licensee Comments: none

Safety System Functional Failures (BWR)



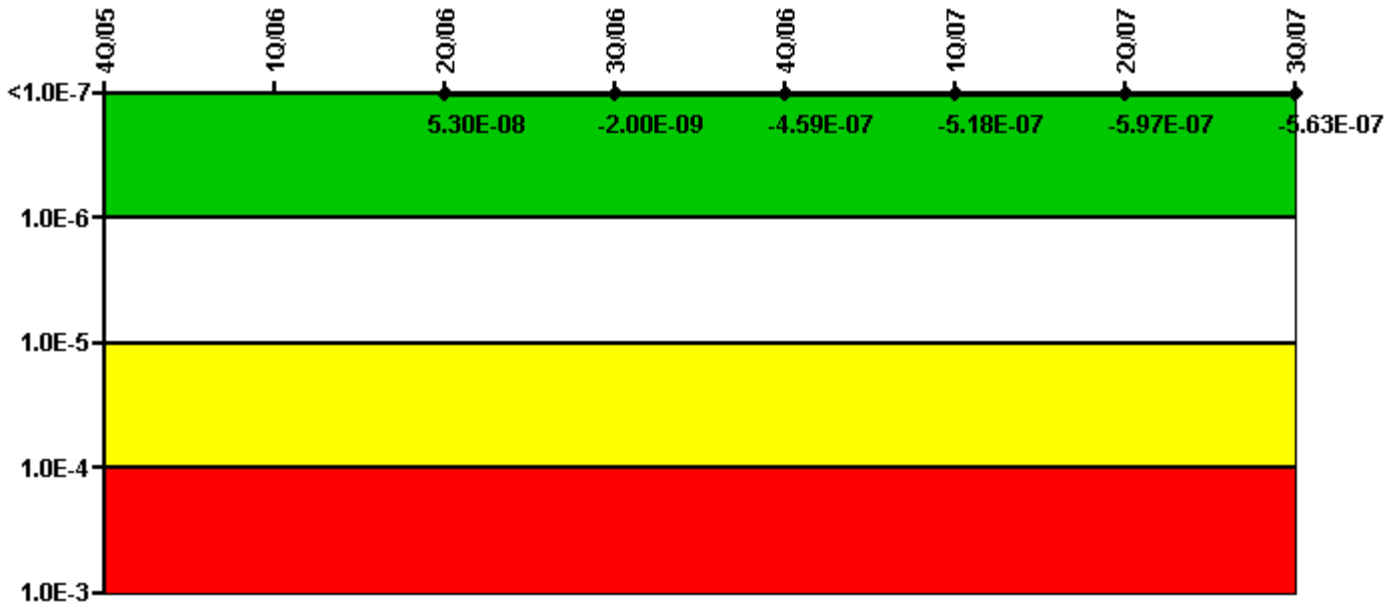
Thresholds: White > 6.0

Notes

Safety System Functional Failures (BWR)	4Q/05	1Q/06	2Q/06	3Q/06	4Q/06	1Q/07	2Q/07	3Q/07
Safety System Functional Failures	0	3	0	0	0	0	0	0
Indicator value	1	4	3	3	3	0	0	0

Licensee Comments: none

Mitigating Systems Performance Index, Emergency AC Power System



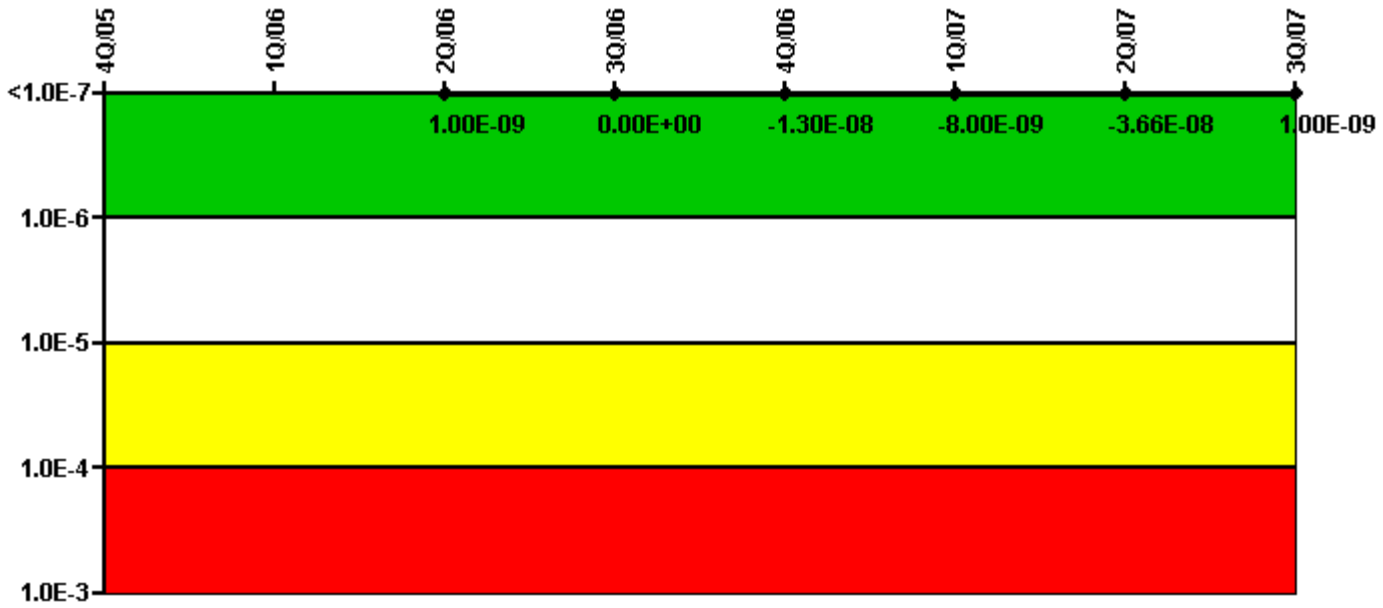
Thresholds: White > 1.00E-6 Yellow > 1.00E-5 Red > 1.00E-4

Notes

Mitigating Systems Performance Index, Emergency AC Power System	4Q/05	1Q/06	2Q/06	3Q/06	4Q/06	1Q/07	2Q/07	3Q/07
UAI (Δ CDF)			1.40E-07	6.10E-08	1.10E-08	2.30E-09	-5.70E-08	-3.30E-08
URI (Δ CDF)			-8.70E-08	-6.30E-08	-4.70E-07	-5.20E-07	-5.40E-07	-5.30E-07
PLE			NO	NO	NO	NO	NO	NO
Indicator value			5.30E-08	-2.00E-09	-4.59E-07	-5.18E-07	-5.97E-07	-5.63E-07

Licensee Comments: none

Mitigating Systems Performance Index, High Pressure Injection System



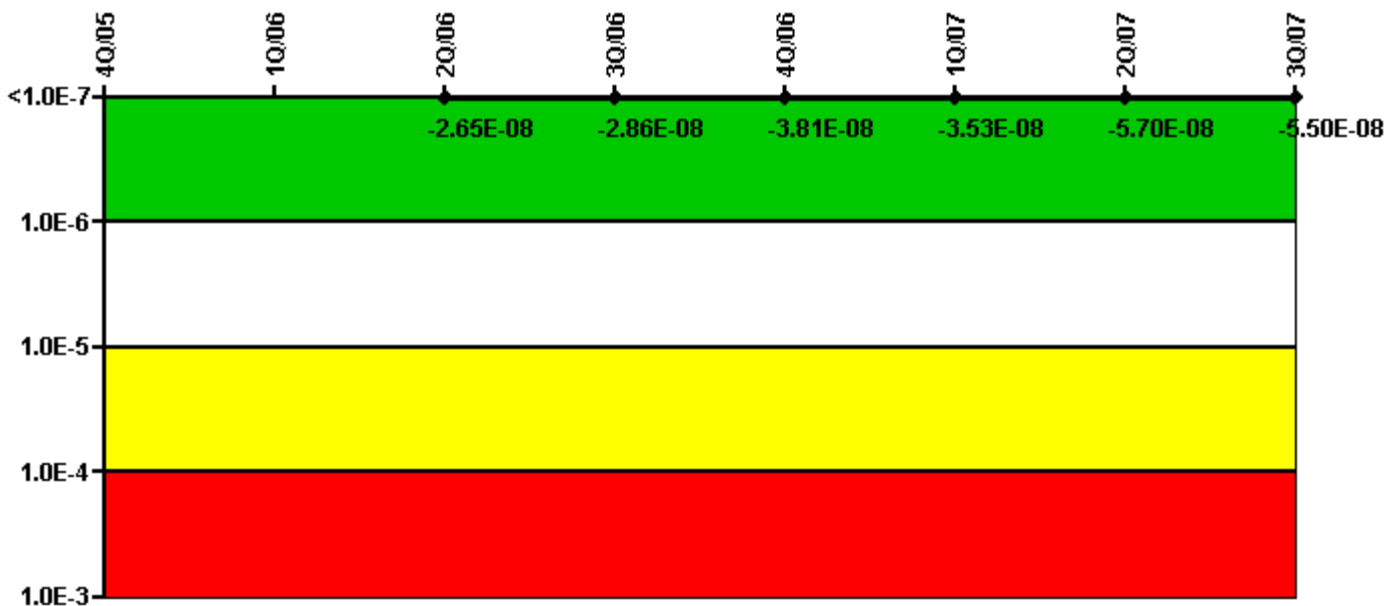
Thresholds: White > $1.00E-6$ Yellow > $1.00E-5$ Red > $1.00E-4$

Notes

Mitigating Systems Performance Index, High Pressure Injection System	4Q/05	1Q/06	2Q/06	3Q/06	4Q/06	1Q/07	2Q/07	3Q/07
UAI (Δ CDF)			$4.40E-08$	$4.30E-08$	$3.00E-08$	$3.50E-08$	$6.40E-09$	$4.40E-08$
URI (Δ CDF)			$-4.30E-08$	$-4.30E-08$	$-4.30E-08$	$-4.30E-08$	$-4.30E-08$	$-4.30E-08$
PLE			NO	NO	NO	NO	NO	NO
Indicator value			$1.00E-09$	$0.00E+00$	$-1.30E-08$	$-8.00E-09$	$-3.66E-08$	$1.00E-09$

Licensee Comments: none

Mitigating Systems Performance Index, Heat Removal System




Thresholds: White > 1.00E-6 Yellow > 1.00E-5 Red > 1.00E-4

Notes

Mitigating Systems Performance Index, Heat Removal System	4Q/05	1Q/06	2Q/06	3Q/06	4Q/06	1Q/07	2Q/07	3Q/07
UAI (Δ CDF)			5.50E-09	3.40E-09	-6.10E-09	-3.30E-09	-2.30E-08	-2.10E-08
URI (Δ CDF)			-3.20E-08	-3.20E-08	-3.20E-08	-3.20E-08	-3.40E-08	-3.40E-08
PLE			NO	NO	NO	NO	NO	NO
Indicator value			-2.65E-08	-2.86E-08	-3.81E-08	-3.53E-08	-5.70E-08	-5.50E-08

Licensee Comments: none

Mitigating Systems Performance Index, Residual Heat Removal System



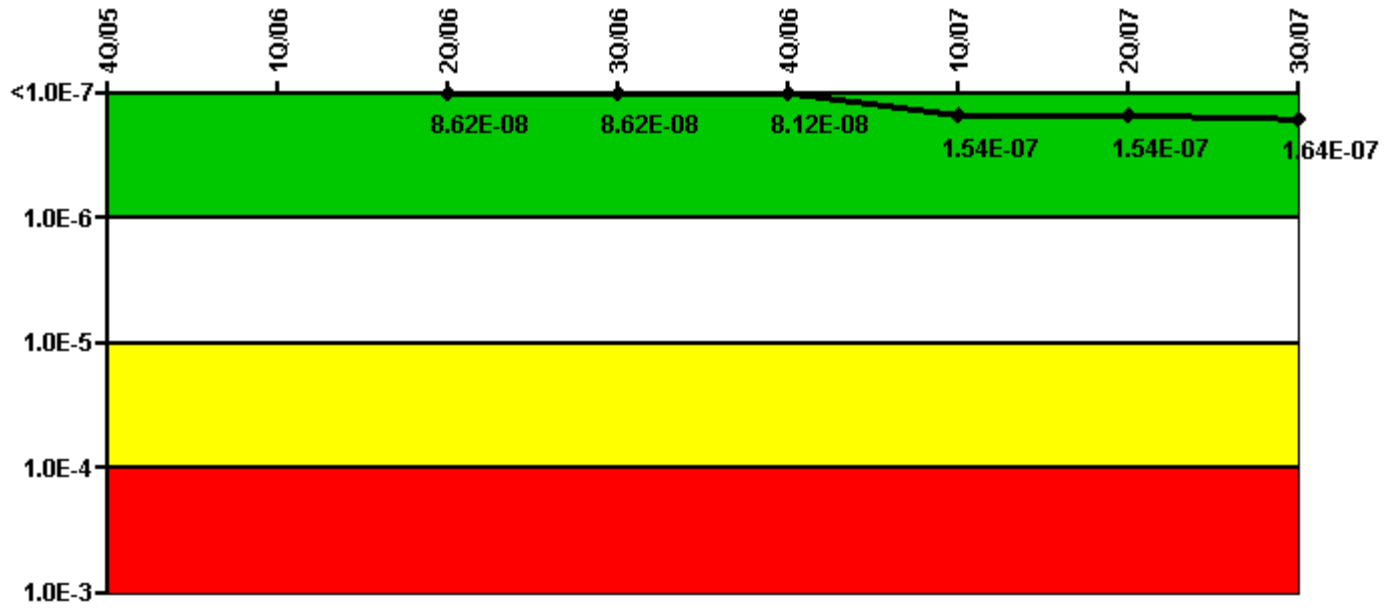
Thresholds: White > 1.00E-6 Yellow > 1.00E-5 Red > 1.00E-4

Notes

Mitigating Systems Performance Index, Residual Heat Removal System	4Q/05	1Q/06	2Q/06	3Q/06	4Q/06	1Q/07	2Q/07	3Q/07
UAI (Δ CDF)			-7.70E-08	-7.70E-08	-7.70E-08	-2.80E-08	-3.90E-08	-5.00E-08
URI (Δ CDF)			-1.30E-07	-1.30E-07	-1.30E-07	-1.20E-07	-1.20E-07	-1.20E-07
PLE			NO	NO	NO	NO	NO	NO
Indicator value			-2.07E-07	-2.07E-07	-2.07E-07	-1.48E-07	-1.59E-07	-1.70E-07

Licensee Comments: none

Mitigating Systems Performance Index, Cooling Water Systems



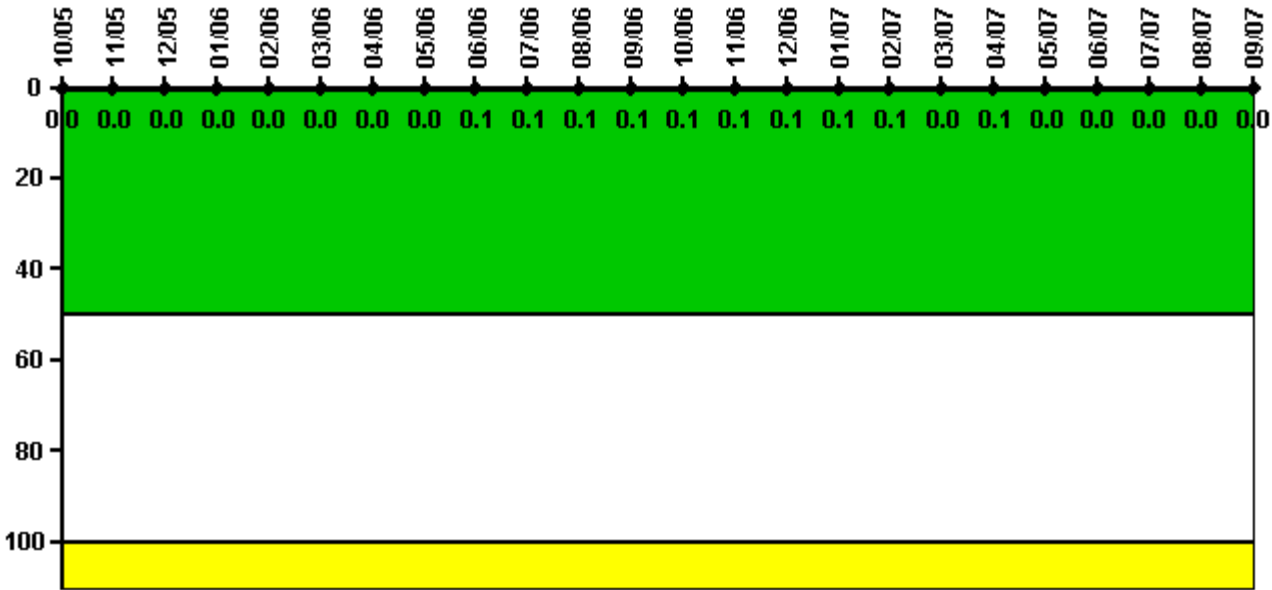
Thresholds: White > 1.00E-6 Yellow > 1.00E-5 Red > 1.00E-4

Notes

Mitigating Systems Performance Index, Cooling Water Systems	4Q/05	1Q/06	2Q/06	3Q/06	4Q/06	1Q/07	2Q/07	3Q/07
UAI (Δ CDF)			8.20E-08	8.20E-08	7.70E-08	1.50E-07	1.50E-07	1.60E-07
URI (Δ CDF)			4.20E-09	4.20E-09	4.20E-09	4.20E-09	4.20E-09	4.20E-09
PLE			NO	NO	NO	NO	NO	NO
Indicator value			8.62E-08	8.62E-08	8.12E-08	1.54E-07	1.54E-07	1.64E-07

Licensee Comments: none

Reactor Coolant System Activity



Thresholds: White > 50.0 Yellow > 100.0

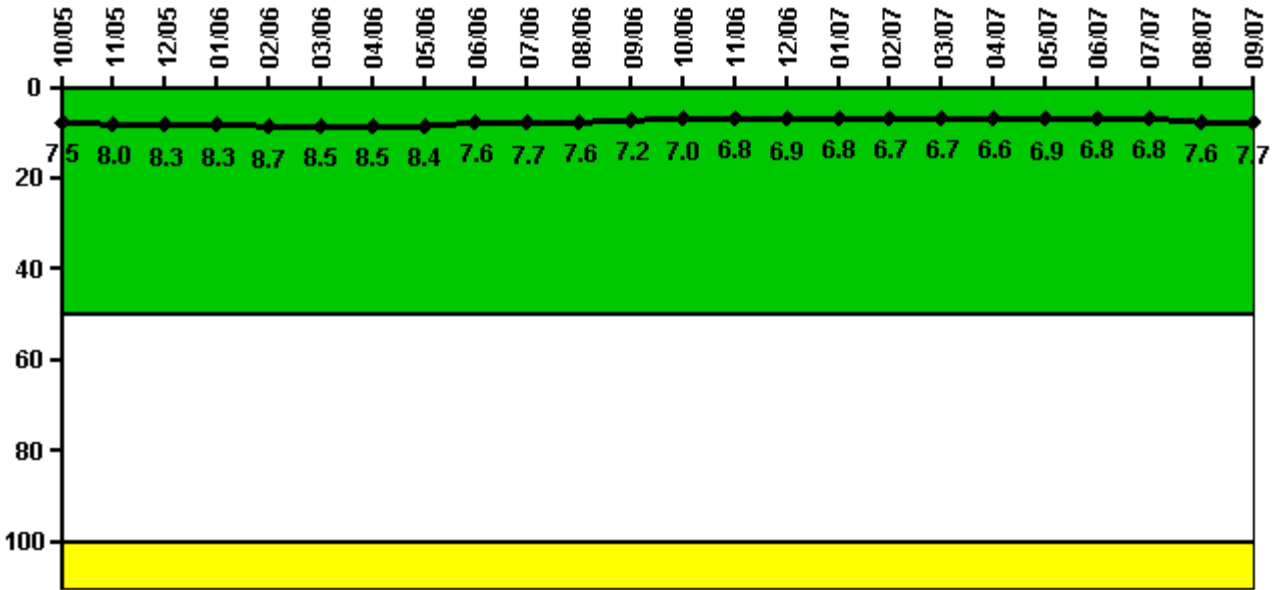
Notes

Reactor Coolant System Activity	10/05	11/05	12/05	1/06	2/06	3/06	4/06	5/06	6/06	7/06	8/06	9/06
Maximum activity	0.000039	0.000040	0.000040	0.000040	0.000050	0.000065	0.000062	0.000062	0.000126	0.000126	0.000101	0.000133
Technical specification limit	0.2	0.2	0.2	0.2	0.2	0.2	0.2	0.2	0.2	0.2	0.2	0.2
Indicator value	0	0	0	0	0	0	0	0	0.1	0.1	0.1	0.1

Reactor Coolant System Activity	10/06	11/06	12/06	1/07	2/07	3/07	4/07	5/07	6/07	7/07	8/07	9/07
Maximum activity	0.000115	0.000119	0.000128	0.000113	0.000126	0.000085	0.000106	0.000053	0.000081	0.000054	0.000063	0.000046
Technical specification limit	0.2	0.2	0.2	0.2	0.2	0.2	0.2	0.2	0.2	0.2	0.2	0.2
Indicator value	0.1	0.1	0.1	0.1	0.1	0	0.1	0	0	0	0	0

Licensee Comments: none

Reactor Coolant System Leakage



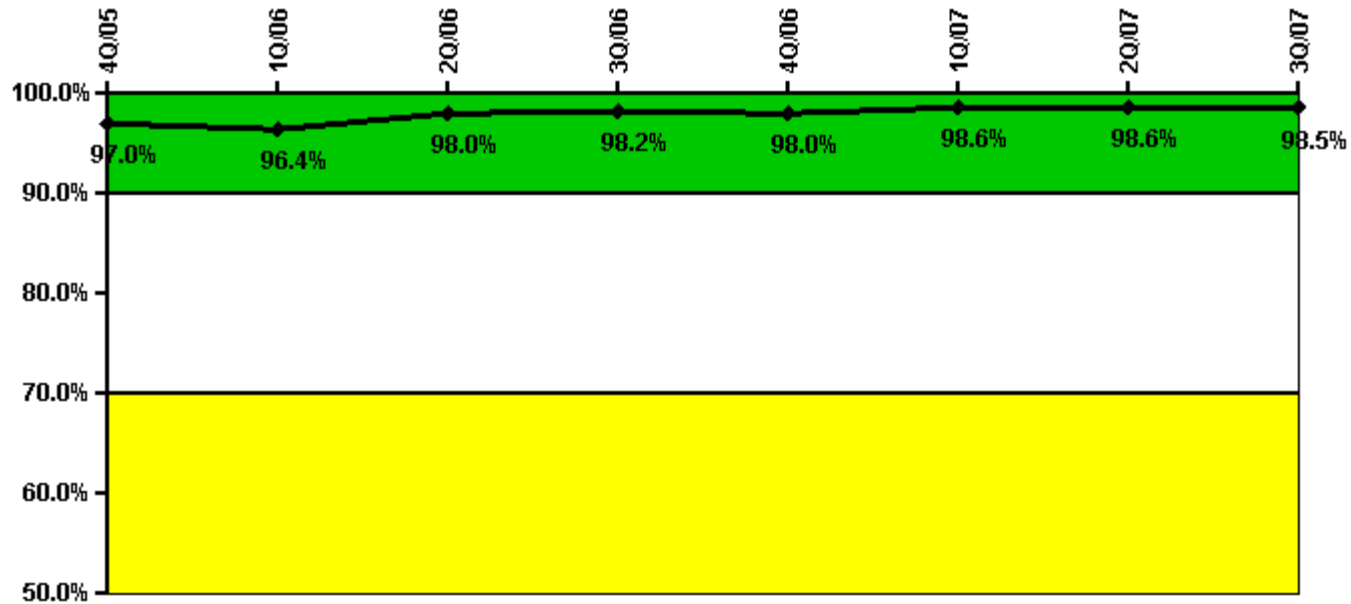
Thresholds: White > 50.0 Yellow > 100.0

Notes

Reactor Coolant System Leakage	10/05	11/05	12/05	1/06	2/06	3/06	4/06	5/06	6/06	7/06	8/06	9/06
Maximum leakage	1.870	2.010	2.080	2.070	2.180	2.130	2.130	2.090	1.910	1.920	1.890	1.800
Technical specification limit	25.0	25.0	25.0	25.0	25.0	25.0	25.0	25.0	25.0	25.0	25.0	25.0
Indicator value	7.5	8.0	8.3	8.3	8.7	8.5	8.5	8.4	7.6	7.7	7.6	7.2
Reactor Coolant System Leakage	10/06	11/06	12/06	1/07	2/07	3/07	4/07	5/07	6/07	7/07	8/07	9/07
Maximum leakage	1.760	1.700	1.720	1.690	1.670	1.670	1.650	1.720	1.710	1.690	1.910	1.920
Technical specification limit	25.0	25.0	25.0	25.0	25.0	25.0	25.0	25.0	25.0	25.0	25.0	25.0
Indicator value	7.0	6.8	6.9	6.8	6.7	6.7	6.6	6.9	6.8	6.8	7.6	7.7

Licensee Comments: none

Drill/Exercise Performance



Thresholds: White < 90.0% Yellow < 70.0%

Notes

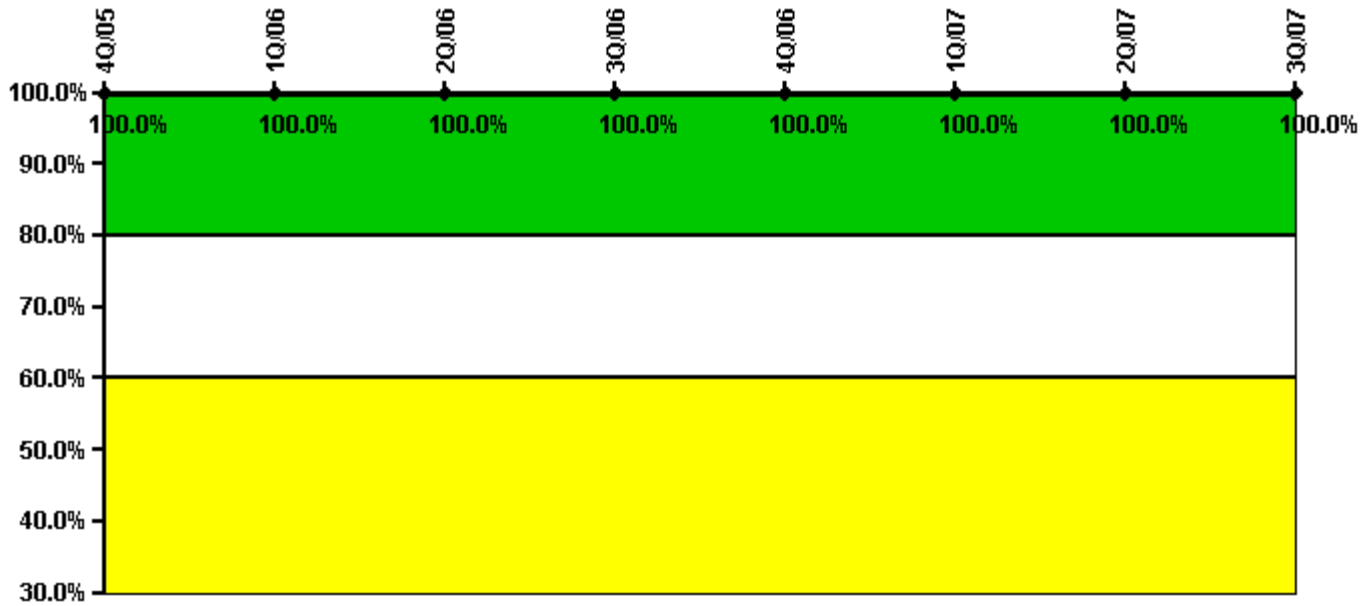
Drill/Exercise Performance	4Q/05	1Q/06	2Q/06	3Q/06	4Q/06	1Q/07	2Q/07	3Q/07
Successful opportunities	44.0	28.0	38.0	50.0	88.0	26.0	23.0	42.0
Total opportunities	45.0	30.0	39.0	50.0	89.0	26.0	23.0	42.0
Indicator value	97.0%	96.4%	98.0%	98.2%	98.0%	98.6%	98.6%	98.5%

Licensee Comments:

3Q/07: In the October 2007 submittal, the June 2006 "Successful drill, exer & event opportunities" value was changed from 11 to 10 in response to RIS 2007-02. A notification had been made during a drill 16 minutes after the Alert declaration during a rapidly escalating event per licensee procedure at that time. The PI color region and color were not affected.

2Q/06: In the October 2007 submittal, the June 2006 "Successful drill, exer & event opportunities" value was changed from 11 to 10 in response to RIS 2007-02. A notification had been made during a drill 16 minutes after the Alert declaration during a rapidly escalating event per licensee procedure at that time. The PI color region and color were not affected.

ERO Drill Participation



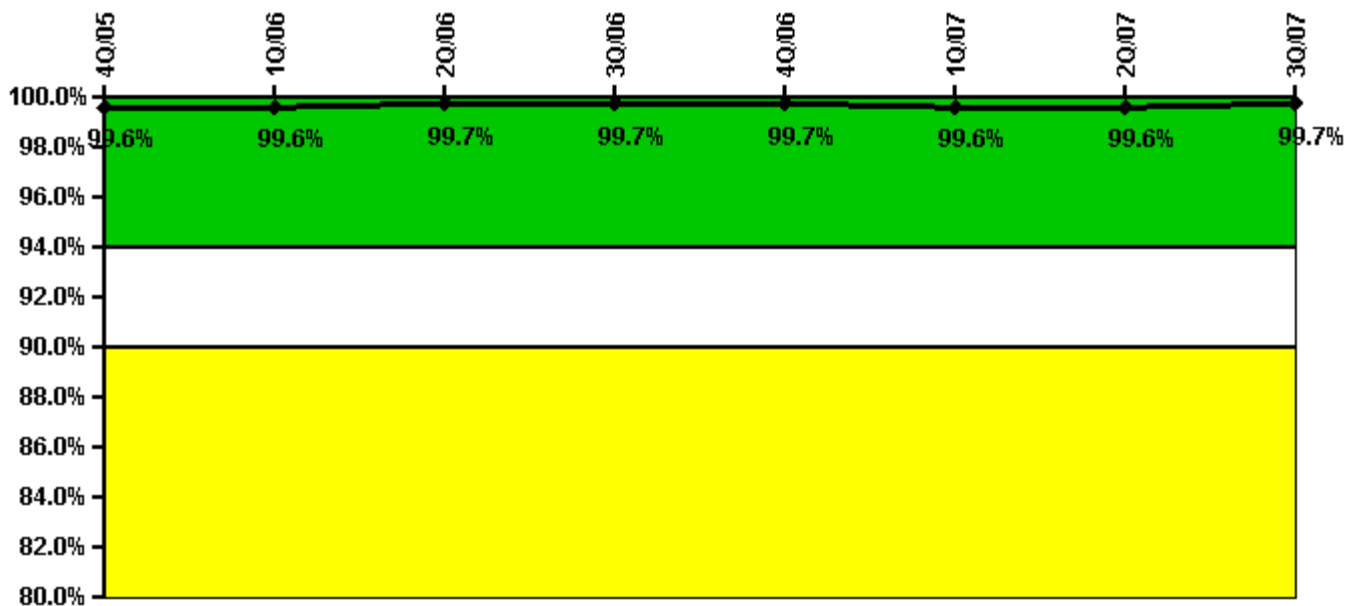
Thresholds: White < 80.0% Yellow < 60.0%

Notes

ERO Drill Participation	4Q/05	1Q/06	2Q/06	3Q/06	4Q/06	1Q/07	2Q/07	3Q/07
Participating Key personnel	74.0	72.0	76.0	75.0	81.0	75.0	74.0	72.0
Total Key personnel	74.0	72.0	76.0	75.0	81.0	75.0	74.0	72.0
Indicator value	100.0%	100.0%	100.0%	100.0%	100.0%	100.0%	100.0%	100.0%

Licensee Comments: none

Alert & Notification System



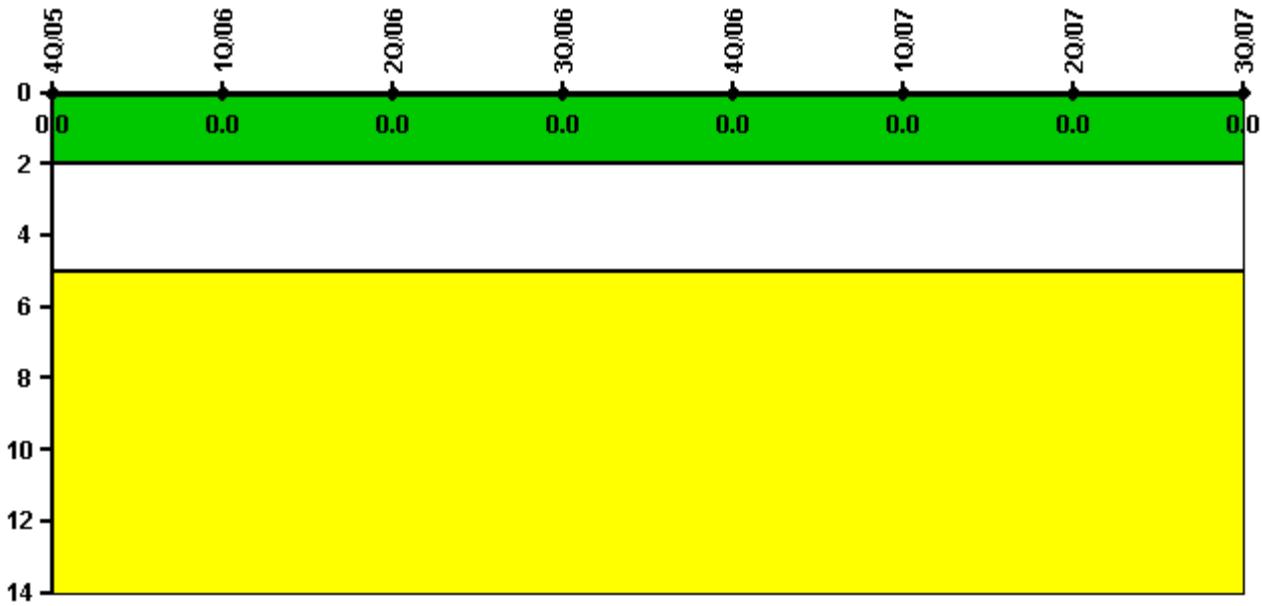
Thresholds: White < 94.0% Yellow < 90.0%

Notes

Alert & Notification System	4Q/05	1Q/06	2Q/06	3Q/06	4Q/06	1Q/07	2Q/07	3Q/07
Successful siren-tests	3310	3372	3316	3311	3270	3311	3316	3320
Total sirens-tests	3319	3380	3328	3328	3272	3328	3328	3328
Indicator value	99.6%	99.6%	99.7%	99.7%	99.7%	99.6%	99.6%	99.7%

Licensee Comments: none

Occupational Exposure Control Effectiveness



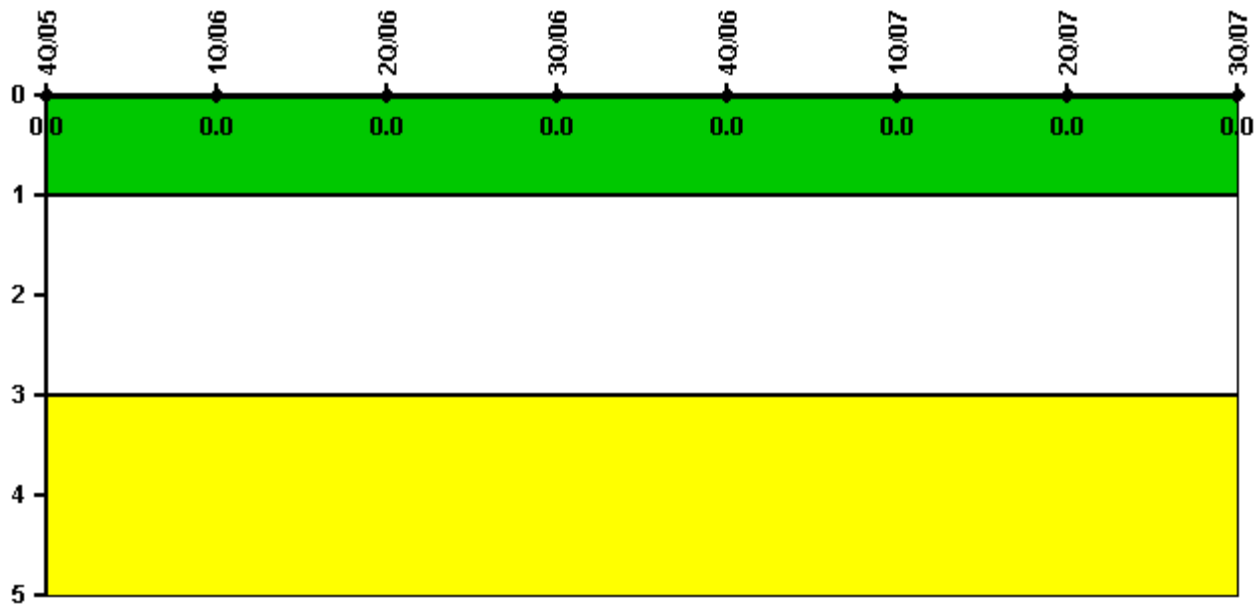
Thresholds: White > 2.0 Yellow > 5.0

Notes

Occupational Exposure Control Effectiveness	4Q/05	1Q/06	2Q/06	3Q/06	4Q/06	1Q/07	2Q/07	3Q/07
High radiation area occurrences	0	0	0	0	0	0	0	0
Very high radiation area occurrences	0	0	0	0	0	0	0	0
Unintended exposure occurrences	0	0	0	0	0	0	0	0
Indicator value	0	0	0	0	0	0	0	0

Licensee Comments: none

RETS/ODCM Radiological Effluent



Thresholds: White > 1.0 Yellow > 3.0

Notes

RETS/ODCM Radiological Effluent	4Q/05	1Q/06	2Q/06	3Q/06	4Q/06	1Q/07	2Q/07	3Q/07
RETS/ODCM occurrences	0	0	0	0	0	0	0	0
Indicator value	0	0	0	0	0	0	0	0

Licensee Comments: none

[Physical Protection](#) information not publicly available.