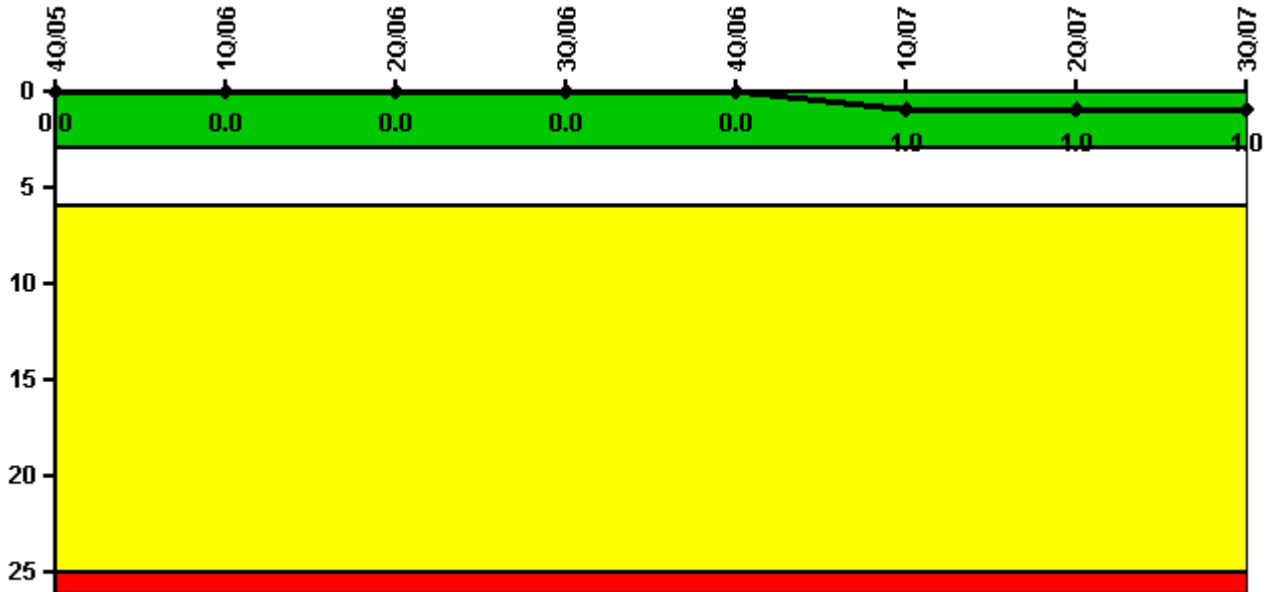


Ocone 1

3Q/2007 Performance Indicators

Licensee's General Comments: none

Unplanned Scrams per 7000 Critical Hrs



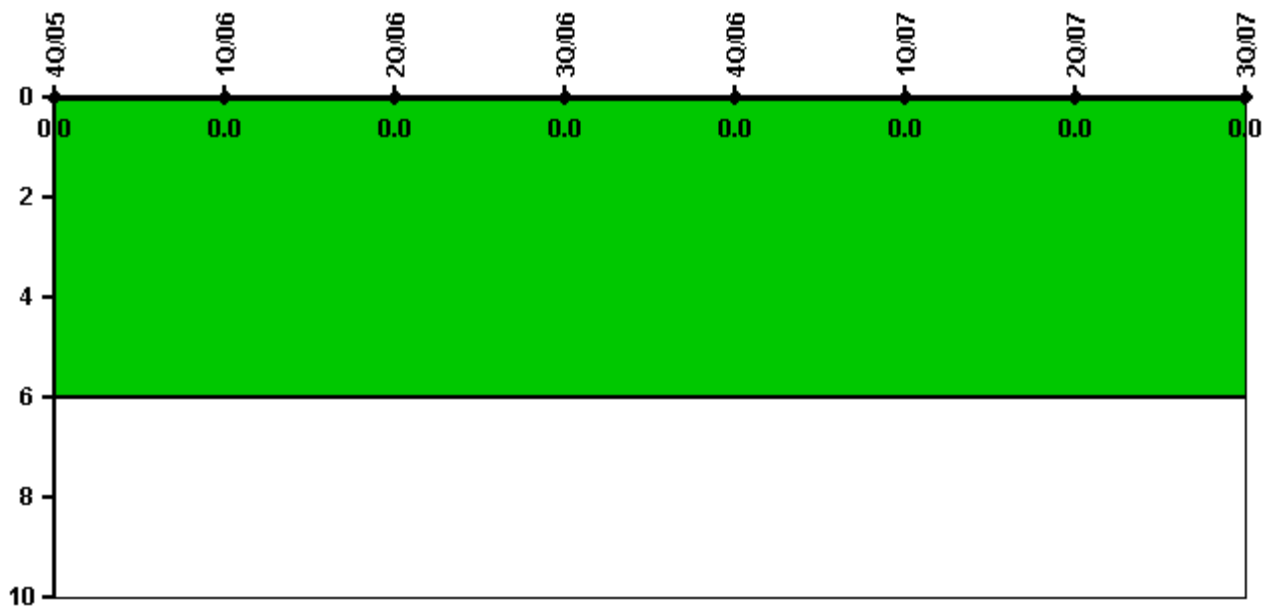
Thresholds: White > 3.0 Yellow > 6.0 Red > 25.0

Notes

Unplanned Scrams per 7000 Critical Hrs	4Q/05	1Q/06	2Q/06	3Q/06	4Q/06	1Q/07	2Q/07	3Q/07
Unplanned scrams	0	0	0	0	0	1.0	0	0
Critical hours	2209.0	2160.0	2027.3	2208.0	606.5	1970.6	2184.0	2208.0
Indicator value	0	0	0	0	0	1.0	1.0	1.0

Licensee Comments: none

Unplanned Power Changes per 7000 Critical Hrs



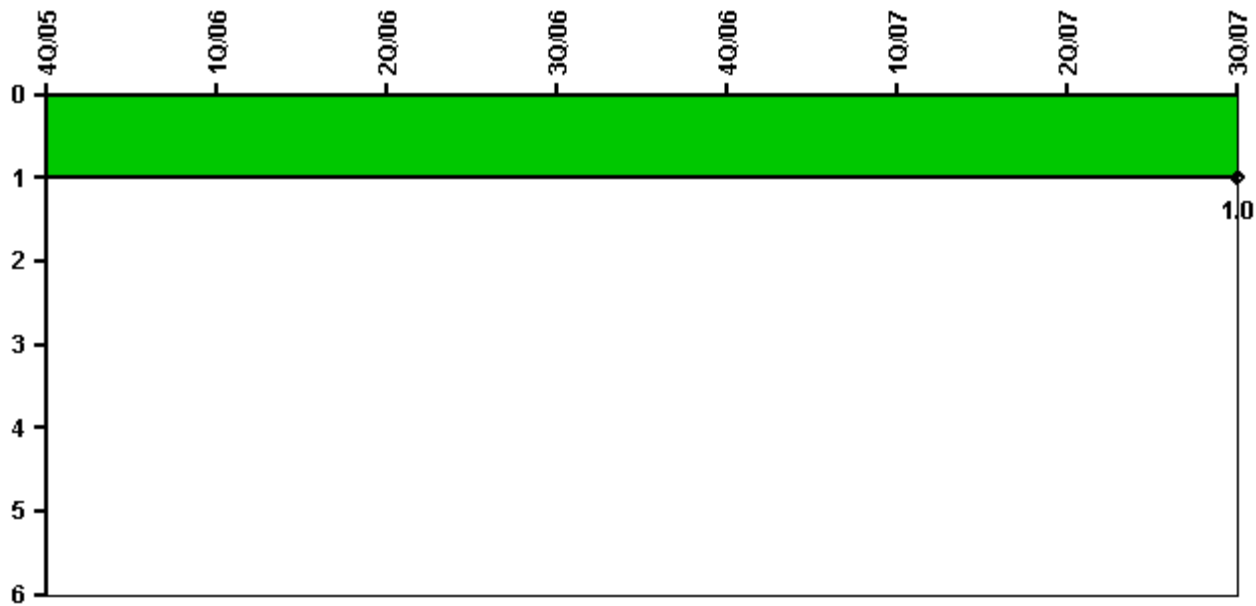
Thresholds: White > 6.0

Notes

Unplanned Power Changes per 7000 Critical Hrs	4Q/05	1Q/06	2Q/06	3Q/06	4Q/06	1Q/07	2Q/07	3Q/07
Unplanned power changes	0	0	0	0	0	0	0	0
Critical hours	2209.0	2160.0	2027.3	2208.0	606.5	1970.6	2184.0	2208.0
Indicator value	0	0	0	0	0	0	0	0

Licensee Comments: none

Unplanned Scrams with Complications



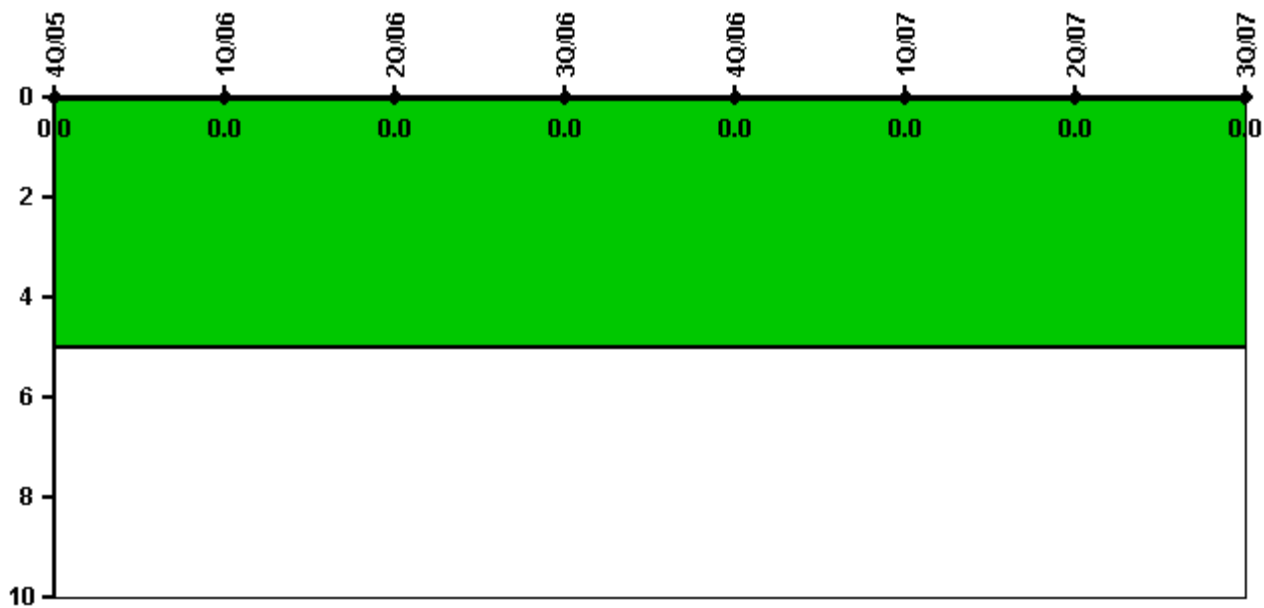
Thresholds: White > 1.0

Notes

Unplanned Scrams with Complications	4Q/05	1Q/06	2Q/06	3Q/06	4Q/06	1Q/07	2Q/07	3Q/07
Scrams with complications					0	1.0	0	0
Indicator value								1.0

Licensee Comments: none

Safety System Functional Failures (PWR)



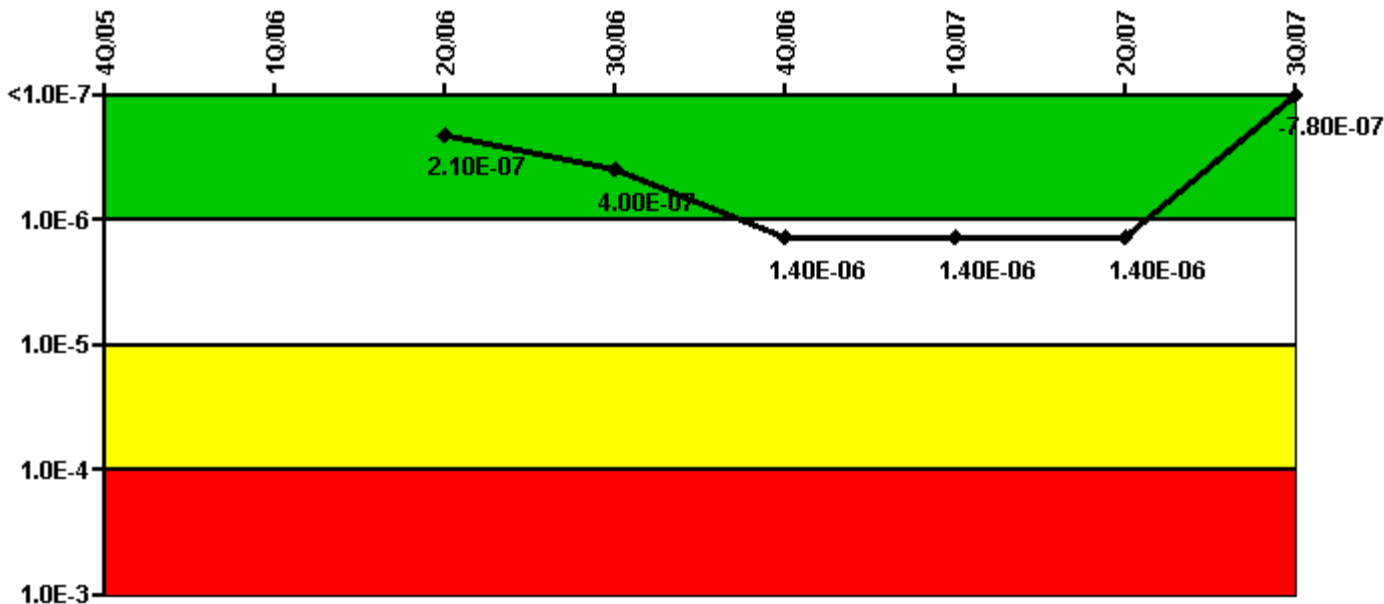
Thresholds: White > 5.0

Notes

Safety System Functional Failures (PWR)	4Q/05	1Q/06	2Q/06	3Q/06	4Q/06	1Q/07	2Q/07	3Q/07
Safety System Functional Failures	0	0	0	0	0	0	0	0
Indicator value	0	0	0	0	0	0	0	0

Licensee Comments: none

Mitigating Systems Performance Index, Emergency AC Power System



Thresholds: White > $1.00E-6$ Yellow > $1.00E-5$ Red > $1.00E-4$

Notes


Mitigating Systems Performance Index, Emergency AC Power System	4Q/05	1Q/06	2Q/06	3Q/06	4Q/06	1Q/07	2Q/07	3Q/07
UAI (Δ CDF)			$4.00E-07$	$2.00E-06$	$3.00E-06$	$3.00E-06$	$3.00E-06$	$6.20E-07$
URI (Δ CDF)			$-1.90E-07$	$-1.60E-06$	$-1.60E-06$	$-1.60E-06$	$-1.60E-06$	$-1.40E-06$
PLE			NO	NO	NO	NO	NO	NO
Indicator value			$2.10E-07$	$4.00E-07$	$1.40E-06$	$1.40E-06$	$1.40E-06$	$7.80E-07$

Licensee Comments:

3Q/07: Changed PRA Parameter(s). The change from two trains to four trains is in accordance with FAQ 429.

4Q/06: MS06: The Emergency Lockout of Keowee on 9/23/2006 and subsequent repair resulted in 332.75 hours of unavailability. U1 went into an outage in the beginning of October so the unavailability stops applying when the unit is no longer critical. PIP O-06-06105.

Mitigating Systems Performance Index, High Pressure Injection System



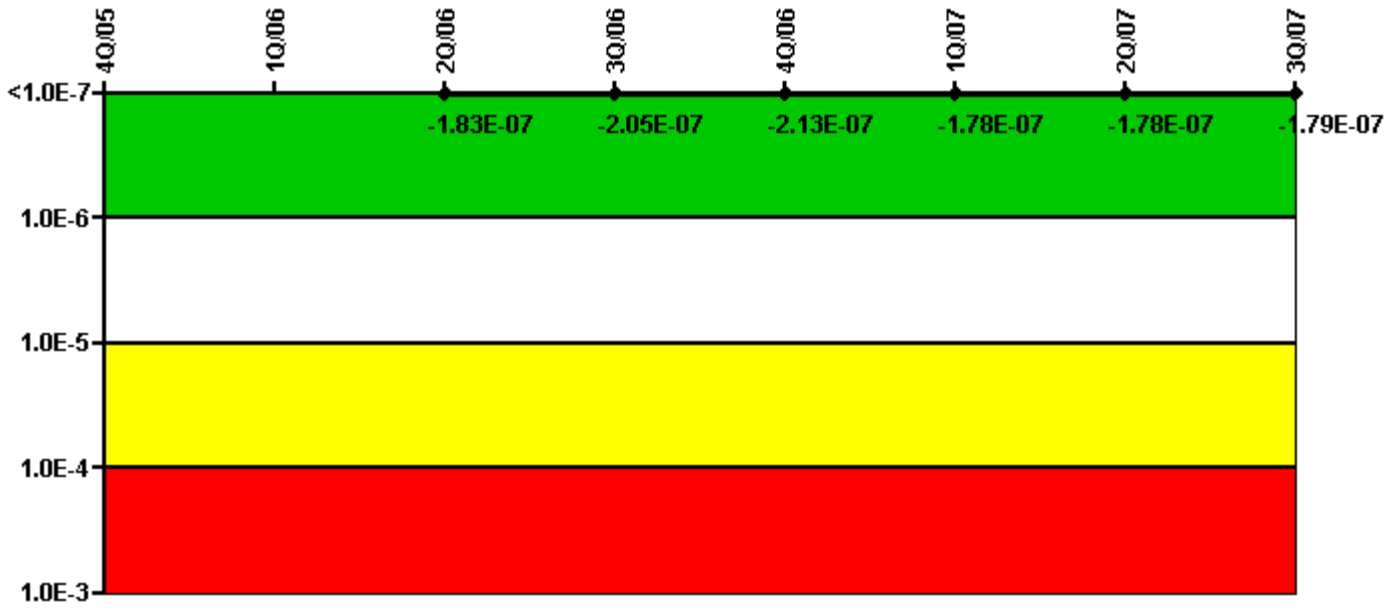
Thresholds: White > 1.00E-6 Yellow > 1.00E-5 Red > 1.00E-4

Notes

Mitigating Systems Performance Index, High Pressure Injection System	4Q/05	1Q/06	2Q/06	3Q/06	4Q/06	1Q/07	2Q/07	3Q/07
UAI (Δ CDF)			-4.90E-08	-5.00E-08	-5.00E-08	-5.10E-08	-5.10E-08	-5.20E-08
URI (Δ CDF)			-1.70E-07	-1.70E-07	-1.70E-07	-1.70E-07	-1.70E-07	-1.70E-07
PLE			NO	NO	NO	NO	NO	NO
Indicator value			-2.19E-07	-2.20E-07	-2.20E-07	-2.21E-07	-2.21E-07	-2.22E-07

Licensee Comments: none

Mitigating Systems Performance Index, Heat Removal System



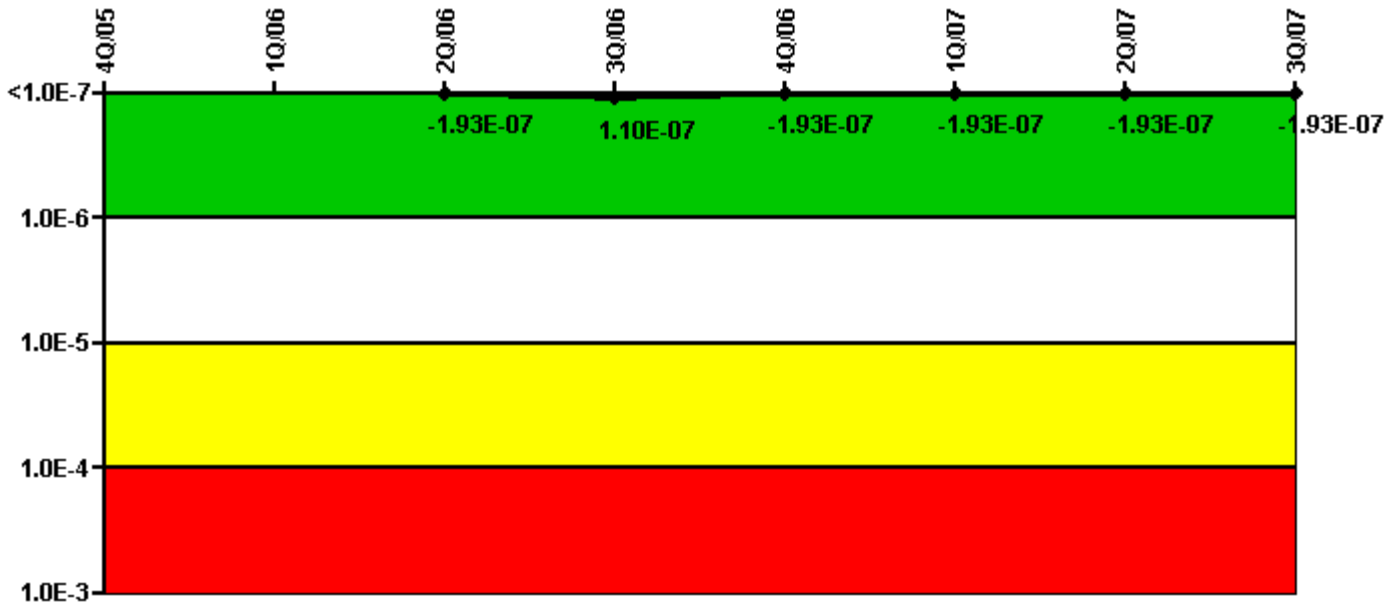
Thresholds: White > 1.00E-6 Yellow > 1.00E-5 Red > 1.00E-4

Notes

Mitigating Systems Performance Index, Heat Removal System	4Q/05	1Q/06	2Q/06	3Q/06	4Q/06	1Q/07	2Q/07	3Q/07
UAI (Δ CDF)			-1.30E-08	-3.50E-08	-4.30E-08	-5.80E-08	-5.80E-08	-5.90E-08
URI (Δ CDF)			-1.70E-07	-1.70E-07	-1.70E-07	-1.20E-07	-1.20E-07	-1.20E-07
PLE			NO	NO	NO	NO	NO	NO
Indicator value			-1.83E-07	-2.05E-07	-2.13E-07	-1.78E-07	-1.78E-07	-1.79E-07

Licensee Comments: none

Mitigating Systems Performance Index, Residual Heat Removal System




Thresholds: White > 1.00E-6 Yellow > 1.00E-5 Red > 1.00E-4

Notes

Mitigating Systems Performance Index, Residual Heat Removal System	4Q/05	1Q/06	2Q/06	3Q/06	4Q/06	1Q/07	2Q/07	3Q/07
UAI (Δ CDF)			-6.30E-08	2.40E-07	-6.30E-08	-6.30E-08	-6.30E-08	-6.30E-08
URI (Δ CDF)			-1.30E-07	-1.30E-07	-1.30E-07	-1.30E-07	-1.30E-07	-1.30E-07
PLE			NO	NO	NO	NO	NO	NO
Indicator value			-1.93E-07	1.10E-07	-1.93E-07	-1.93E-07	-1.93E-07	-1.93E-07

Licensee Comments: none

Mitigating Systems Performance Index, Cooling Water Systems



Thresholds: White > $1.00E-6$ Yellow > $1.00E-5$ Red > $1.00E-4$

Notes

Mitigating Systems Performance Index, Cooling Water Systems	4Q/05	1Q/06	2Q/06	3Q/06	4Q/06	1Q/07	2Q/07	3Q/07
UAI (Δ CDF)			$9.60E-08$	$8.60E-08$	$7.90E-08$	$8.00E-08$	$9.00E-08$	$1.60E-08$
URI (Δ CDF)			$-4.20E-08$	$-4.20E-08$	$-4.20E-08$	$-4.20E-08$	$-4.20E-08$	$-4.20E-08$
PLE			NO	NO	NO	NO	NO	NO
Indicator value			$5.40E-08$	$4.40E-08$	$3.70E-08$	$3.80E-08$	$4.80E-08$	$-2.60E-08$

Licensee Comments: none

Reactor Coolant System Activity



Thresholds: White > 50.0 Yellow > 100.0

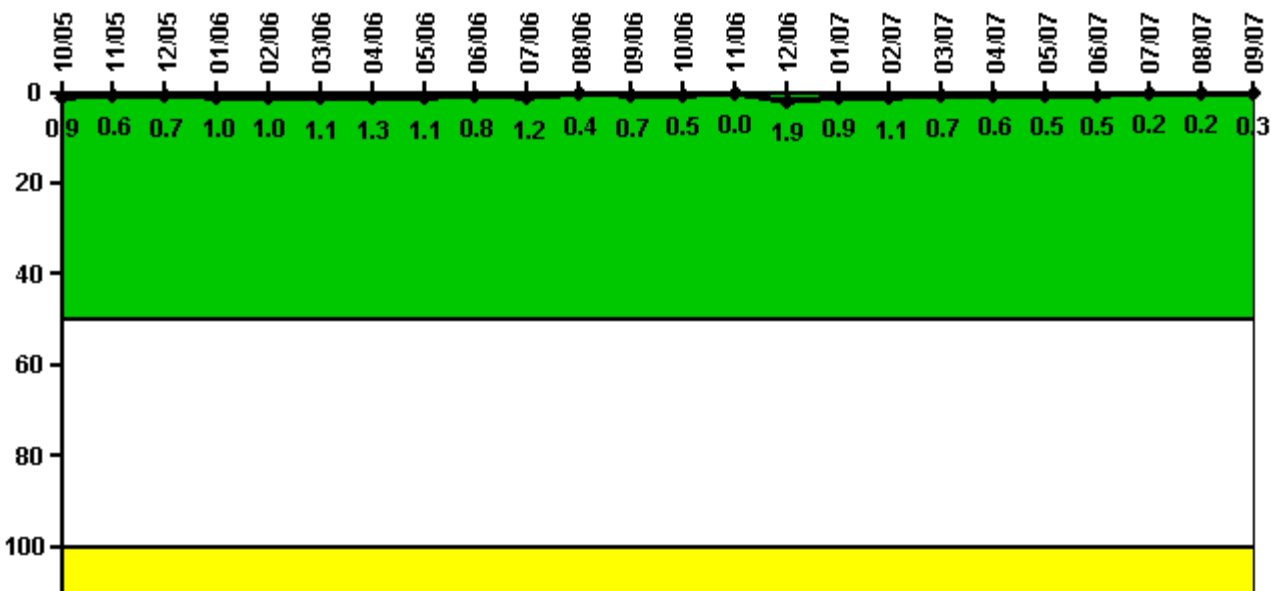
Notes

Reactor Coolant System Activity	10/05	11/05	12/05	1/06	2/06	3/06	4/06	5/06	6/06	7/06	8/06	9/06
Maximum activity	0.001052	0.001184	0.001192	0.001227	0.001240	0.001396	0.001277	0.001309	0.001427	0.001410	0.001674	0.001650
Technical specification limit	1.0	1.0	1.0	1.0	1.0	1.0	1.0	1.0	1.0	1.0	1.0	1.0
Indicator value	0.1	0.1	0.1	0.1	0.1	0.1	0.1	0.1	0.1	0.1	0.2	0.2

Reactor Coolant System Activity	10/06	11/06	12/06	1/07	2/07	3/07	4/07	5/07	6/07	7/07	8/07	9/07
Maximum activity	0.001216	0	0.000823	0.000448	0.000407	0.001037	0.000550	0.000620	0.000578	0.000624	0.000803	0.000676
Technical specification limit	1.0	1.0	1.0	1.0	1.0	1.0	1.0	1.0	1.0	1.0	1.0	1.0
Indicator value	0.1	0	0.1	0	0	0.1	0.1	0.1	0.1	0.1	0.1	0.1

Licensee Comments: none

Reactor Coolant System Leakage



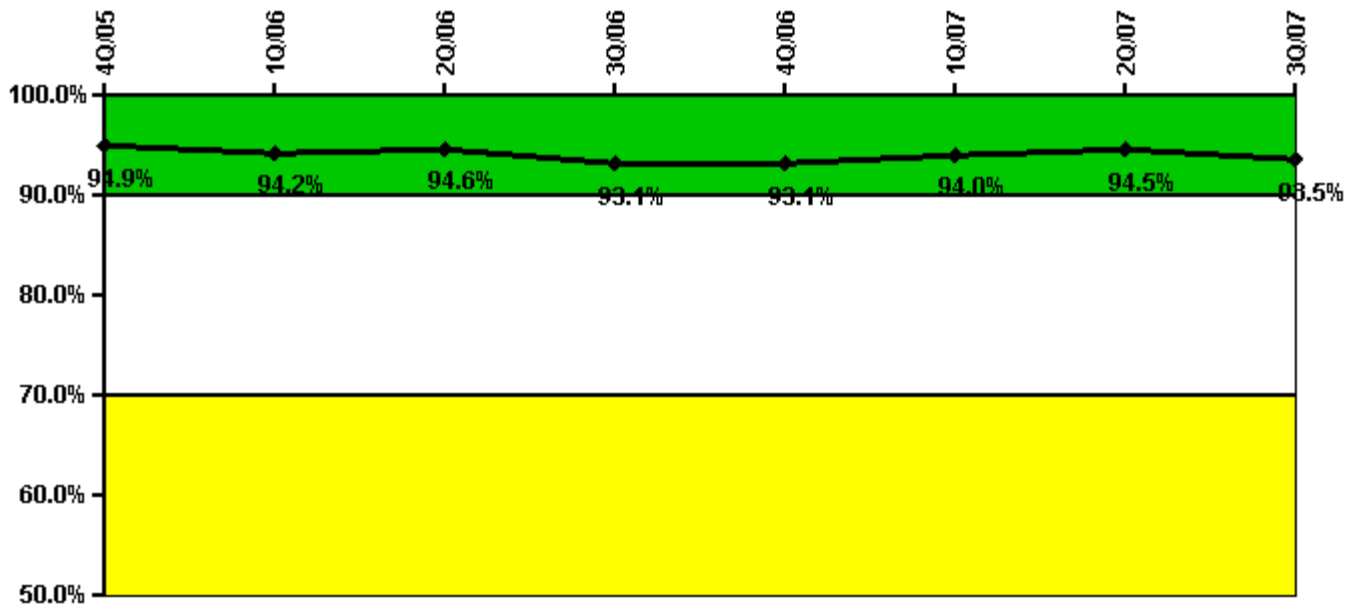
Thresholds: White > 50.0 Yellow > 100.0

Notes

Reactor Coolant System Leakage	10/05	11/05	12/05	1/06	2/06	3/06	4/06	5/06	6/06	7/06	8/06	9/06
Maximum leakage	0.094	0.064	0.069	0.097	0.099	0.114	0.130	0.107	0.083	0.120	0.036	0.068
Technical specification limit	10.0	10.0	10.0	10.0	10.0	10.0	10.0	10.0	10.0	10.0	10.0	10.0
Indicator value	0.9	0.6	0.7	1.0	1.0	1.1	1.3	1.1	0.8	1.2	0.4	0.7
Reactor Coolant System Leakage	10/06	11/06	12/06	1/07	2/07	3/07	4/07	5/07	6/07	7/07	8/07	9/07
Maximum leakage	0.053	0	0.190	0.085	0.112	0.069	0.064	0.051	0.046	0.020	0.024	0.027
Technical specification limit	10.0	10.0	10.0	10.0	10.0	10.0	10.0	10.0	10.0	10.0	10.0	10.0
Indicator value	0.5	0	1.9	0.9	1.1	0.7	0.6	0.5	0.5	0.2	0.2	0.3

Licensee Comments: none

Drill/Exercise Performance



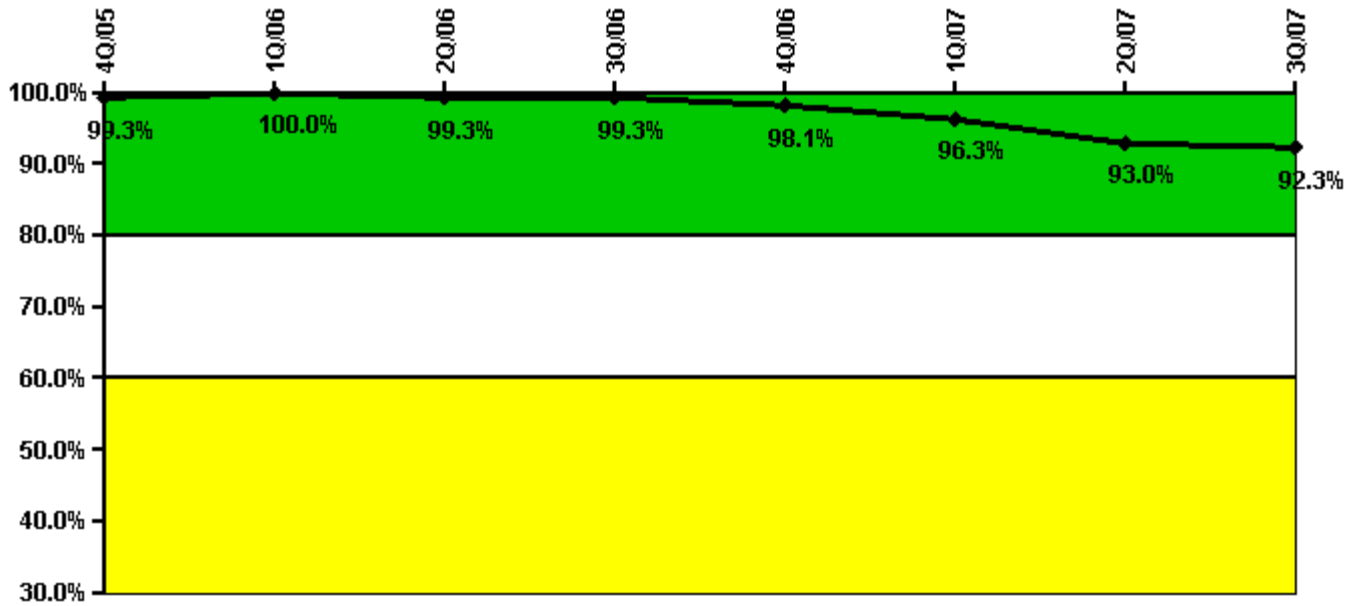
Thresholds: White < 90.0% Yellow < 70.0%

Notes

Drill/Exercise Performance	4Q/05	1Q/06	2Q/06	3Q/06	4Q/06	1Q/07	2Q/07	3Q/07
Successful opportunities	9.0	28.0	32.0	32.0	7.0	39.0	29.0	26.0
Total opportunities	10.0	32.0	32.0	37.0	7.0	41.0	29.0	28.0
Indicator value	94.9%	94.2%	94.6%	93.1%	93.1%	94.0%	94.5%	93.5%

Licensee Comments: none

ERO Drill Participation



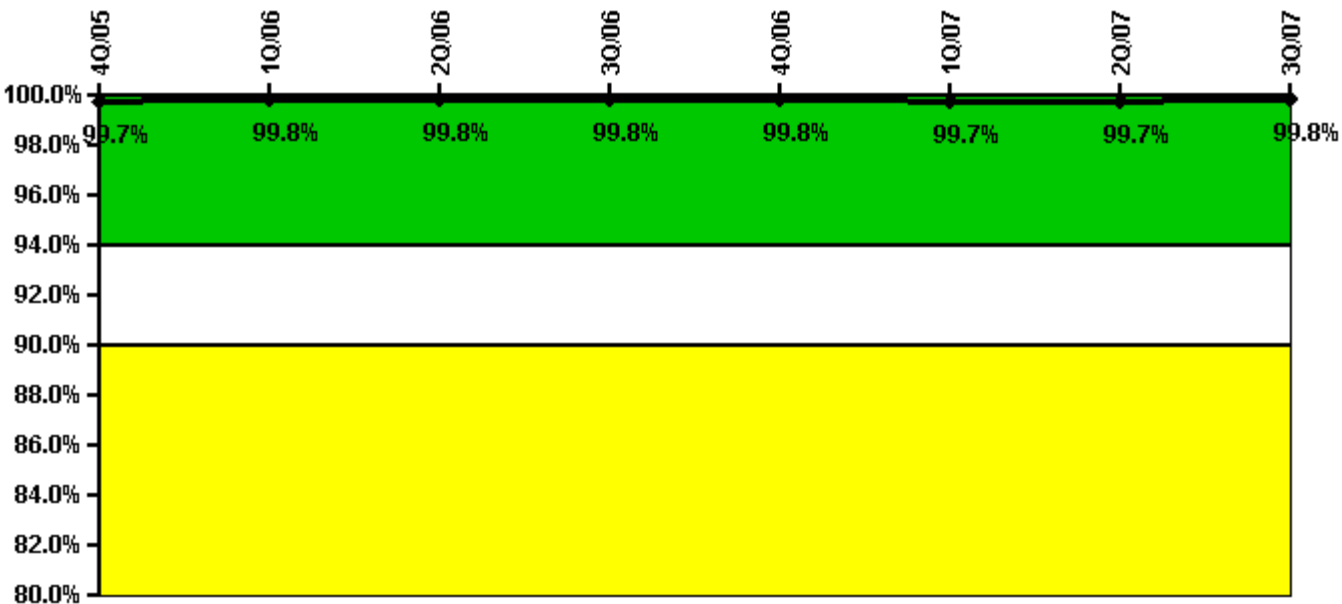
Thresholds: White < 80.0% Yellow < 60.0%

Notes

ERO Drill Participation	4Q/05	1Q/06	2Q/06	3Q/06	4Q/06	1Q/07	2Q/07	3Q/07
Participating Key personnel	152.0	152.0	150.0	150.0	159.0	155.0	159.0	156.0
Total Key personnel	153.0	152.0	151.0	151.0	162.0	161.0	171.0	169.0
Indicator value	99.3%	100.0%	99.3%	99.3%	98.1%	96.3%	93.0%	92.3%

Licensee Comments: none

Alert & Notification System



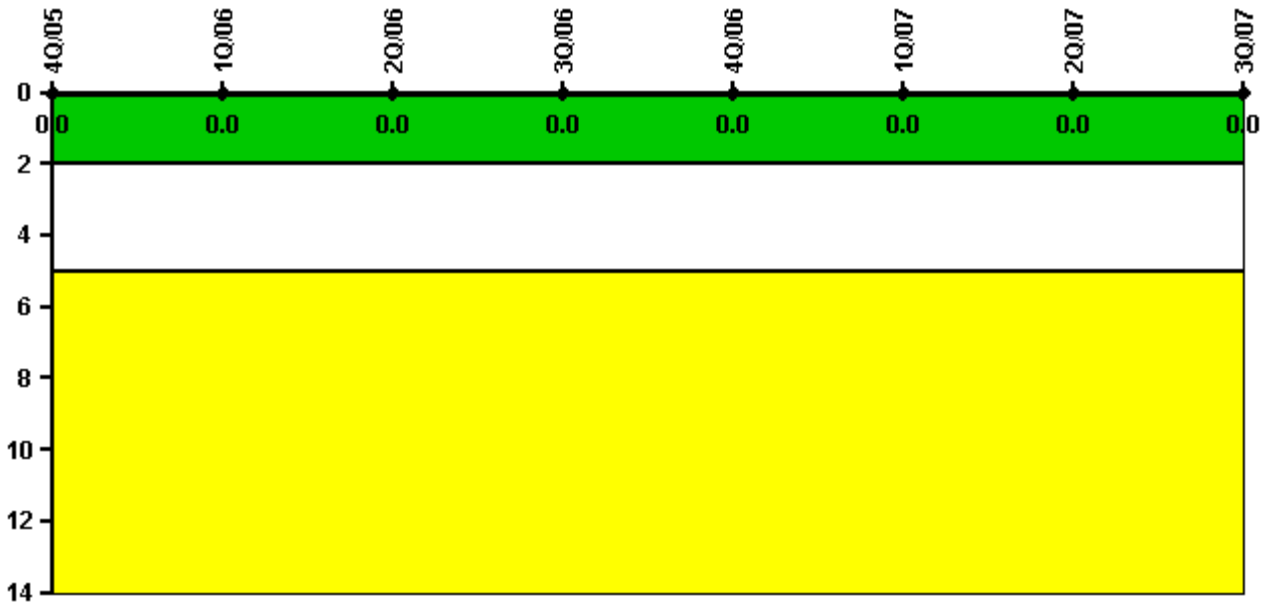
Thresholds: White < 94.0% Yellow < 90.0%

Notes

Alert & Notification System	4Q/05	1Q/06	2Q/06	3Q/06	4Q/06	1Q/07	2Q/07	3Q/07
Successful siren-tests	1558	1651	1683	1620	1688	1684	1748	1753
Total sirens-tests	1557	1653	1690	1625	1690	1690	1755	1755
Indicator value	99.7%	99.8%	99.8%	99.8%	99.8%	99.7%	99.7%	99.8%

Licensee Comments: none

Occupational Exposure Control Effectiveness



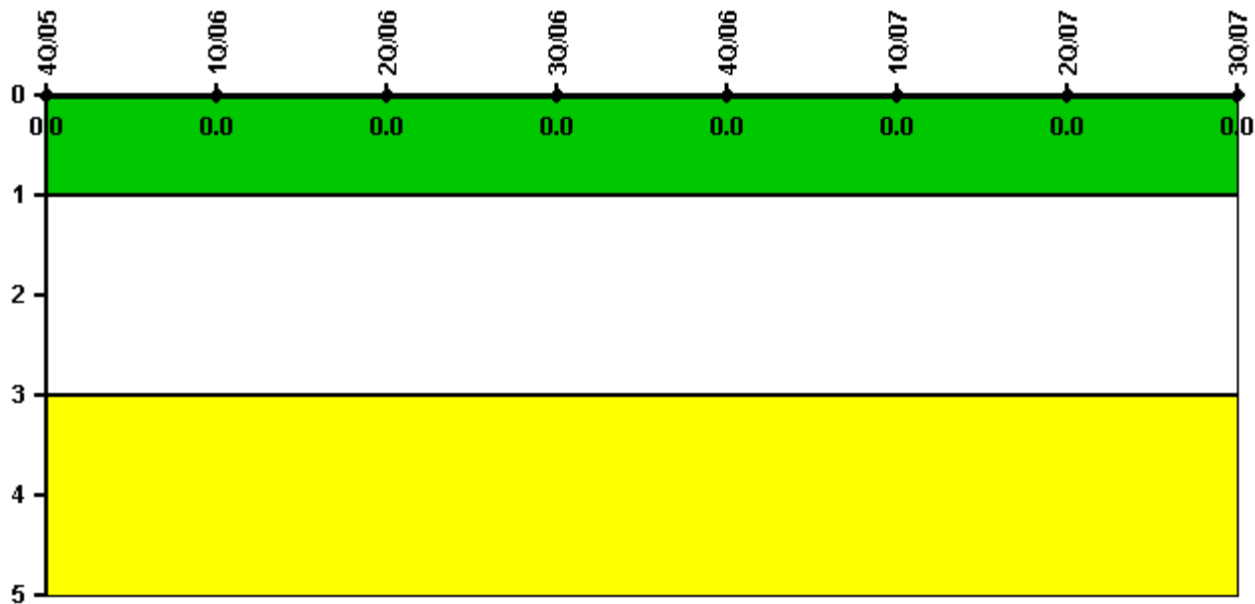
Thresholds: White > 2.0 Yellow > 5.0

Notes

Occupational Exposure Control Effectiveness	4Q/05	1Q/06	2Q/06	3Q/06	4Q/06	1Q/07	2Q/07	3Q/07
High radiation area occurrences	0	0	0	0	0	0	0	0
Very high radiation area occurrences	0	0	0	0	0	0	0	0
Unintended exposure occurrences	0	0	0	0	0	0	0	0
Indicator value	0	0	0	0	0	0	0	0

Licensee Comments: none

RETS/ODCM Radiological Effluent



Thresholds: White > 1.0 Yellow > 3.0

Notes

RETS/ODCM Radiological Effluent	4Q/05	1Q/06	2Q/06	3Q/06	4Q/06	1Q/07	2Q/07	3Q/07
RETS/ODCM occurrences	0	0	0	0	0	0	0	0
Indicator value	0	0	0	0	0	0	0	0

Licensee Comments: none

[Physical Protection](#) information not publicly available.