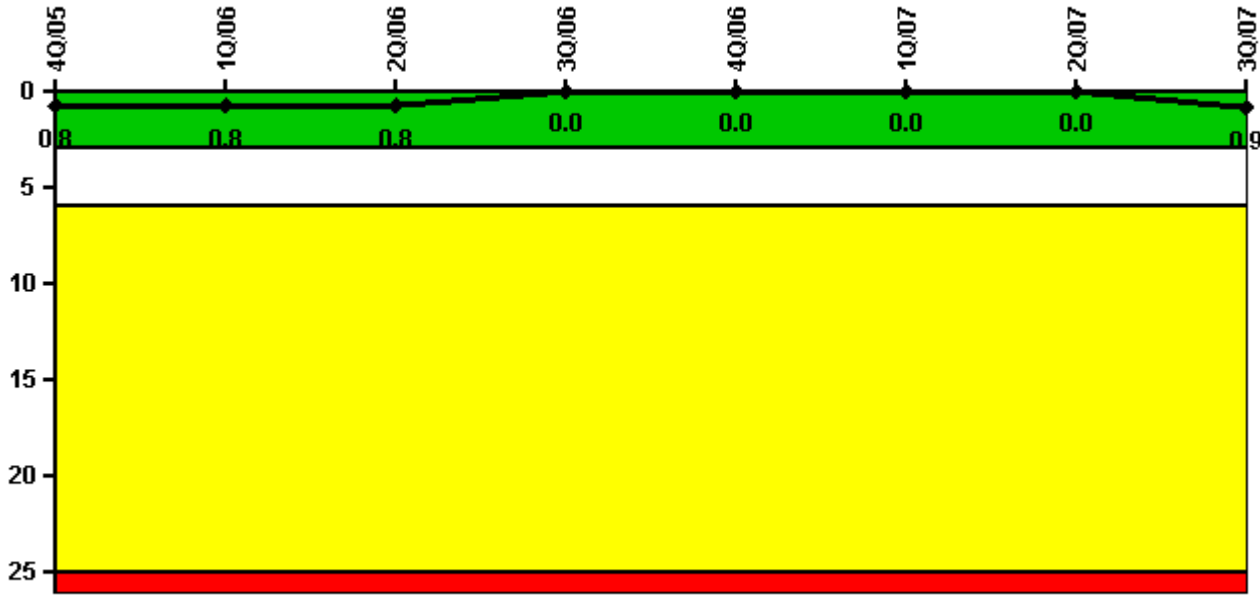


FitzPatrick

3Q/2007 Performance Indicators

Licensee's General Comments: IE04 is a new indicator this change file updates historical data in IE04 format to allow the indicator to calculate correctly.

Unplanned Scrams per 7000 Critical Hrs



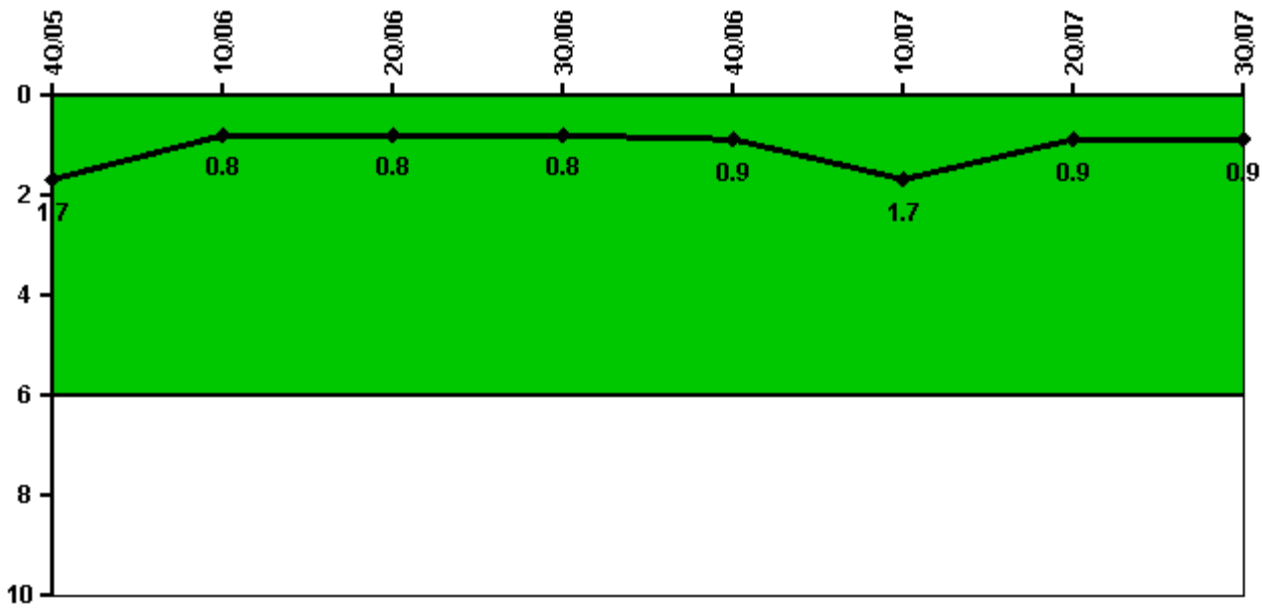
Thresholds: White > 3.0 Yellow > 6.0 Red > 25.0

Notes

Unplanned Scrams per 7000 Critical Hrs	4Q/05	1Q/06	2Q/06	3Q/06	4Q/06	1Q/07	2Q/07	3Q/07
Unplanned scrams	0	0	0	0	0	0	0	1.0
Critical hours	2209.0	2160.0	2183.0	2208.0	1588.7	2159.0	2184.0	2119.6
Indicator value	0.8	0.8	0.8	0	0	0	0	0.9

Licensee Comments: none

Unplanned Power Changes per 7000 Critical Hrs



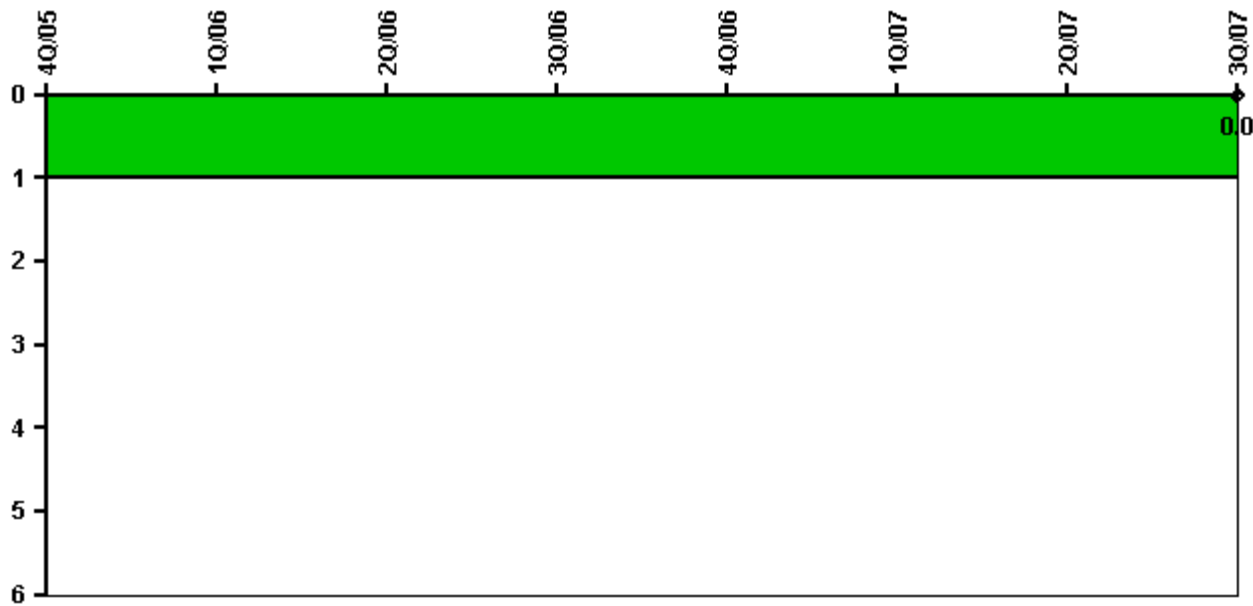
Thresholds: White > 6.0

Notes

Unplanned Power Changes per 7000 Critical Hrs	4Q/05	1Q/06	2Q/06	3Q/06	4Q/06	1Q/07	2Q/07	3Q/07
Unplanned power changes	0	0	1.0	0	0	1.0	0	0
Critical hours	2209.0	2160.0	2183.0	2208.0	1588.7	2159.0	2184.0	2119.6
Indicator value	1.7	0.8	0.8	0.8	0.9	1.7	0.9	0.9

Licensee Comments: none

Unplanned Scrams with Complications



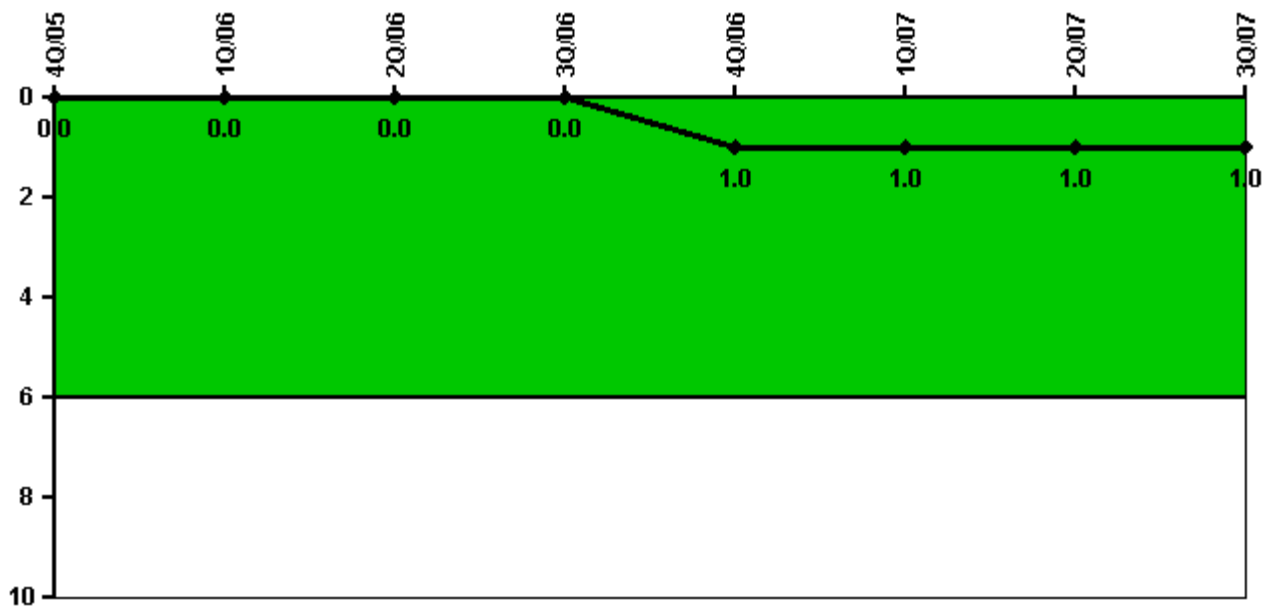
Thresholds: White > 1.0

Notes

Unplanned Scrams with Complications	4Q/05	1Q/06	2Q/06	3Q/06	4Q/06	1Q/07	2Q/07	3Q/07
Scrams with complications					0	0	0	0
Indicator value								0.0

Licensee Comments: none

Safety System Functional Failures (BWR)



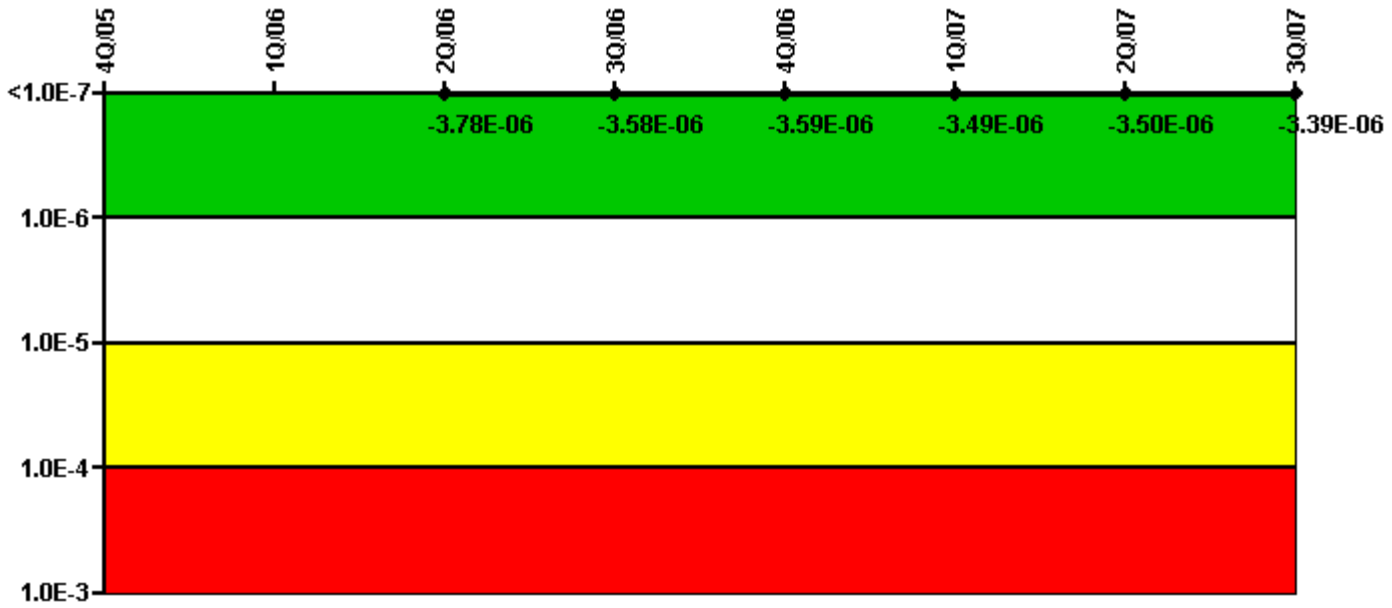
Thresholds: White > 6.0

Notes

Safety System Functional Failures (BWR)	4Q/05	1Q/06	2Q/06	3Q/06	4Q/06	1Q/07	2Q/07	3Q/07
Safety System Functional Failures	0	0	0	0	1	0	0	0
Indicator value	0	0	0	0	1	1	1	1

Licensee Comments: none

Mitigating Systems Performance Index, Emergency AC Power System




Thresholds: White > 1.00E-6 Yellow > 1.00E-5 Red > 1.00E-4

Notes

Mitigating Systems Performance Index, Emergency AC Power System	4Q/05	1Q/06	2Q/06	3Q/06	4Q/06	1Q/07	2Q/07	3Q/07
UAI (Δ CDF)			1.70E-08	1.60E-08	1.40E-08	9.10E-09	4.40E-09	1.20E-08
URI (Δ CDF)			-3.80E-06	-3.60E-06	-3.60E-06	-3.50E-06	-3.50E-06	-3.40E-06
PLE			NO	NO	NO	NO	NO	NO
Indicator value			-3.78E-06	-3.58E-06	-3.59E-06	-3.49E-06	-3.50E-06	-3.39E-06

Licensee Comments: none

Mitigating Systems Performance Index, High Pressure Injection System




Thresholds: White > 1.00E-6 Yellow > 1.00E-5 Red > 1.00E-4

Notes

Mitigating Systems Performance Index, High Pressure Injection System	4Q/05	1Q/06	2Q/06	3Q/06	4Q/06	1Q/07	2Q/07	3Q/07
UAI (Δ CDF)			-8.30E-09	-8.30E-09	-6.10E-09	-6.10E-09	-4.90E-09	-4.90E-09
URI (Δ CDF)			-2.10E-08	-2.10E-08	1.40E-08	1.40E-08	1.40E-08	1.50E-08
PLE			NO	NO	NO	NO	NO	NO
Indicator value			-2.93E-08	-2.93E-08	7.90E-09	7.90E-09	9.10E-09	1.01E-08

Licensee Comments: none

Mitigating Systems Performance Index, Heat Removal System



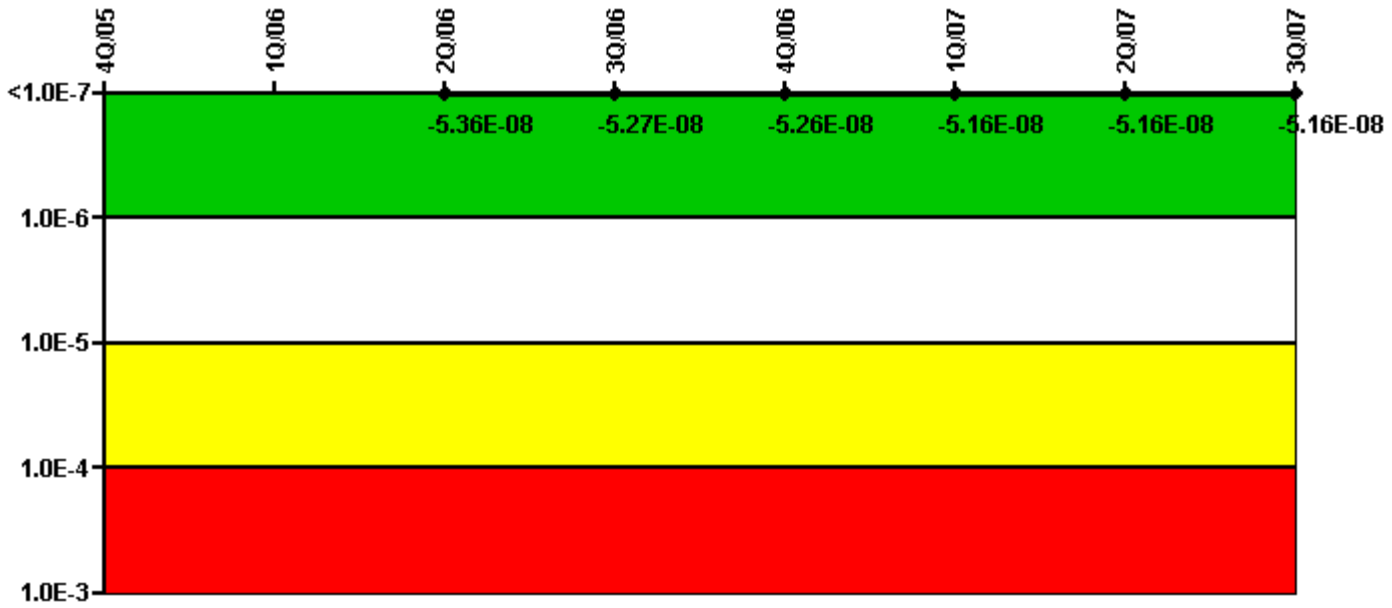
Thresholds: White > 1.00E-6 Yellow > 1.00E-5 Red > 1.00E-4

Notes

Mitigating Systems Performance Index, Heat Removal System	4Q/05	1Q/06	2Q/06	3Q/06	4Q/06	1Q/07	2Q/07	3Q/07
UAI (Δ CDF)			6.20E-09	6.10E-09	6.50E-09	6.50E-09	6.50E-09	6.40E-09
URI (Δ CDF)			-3.80E-08	-3.70E-08	-3.70E-08	-3.60E-08	-3.50E-08	-3.40E-08
PLE			NO	NO	NO	NO	NO	NO
Indicator value			-3.18E-08	-3.09E-08	-3.05E-08	-2.95E-08	-2.85E-08	-2.76E-08

Licensee Comments: none

Mitigating Systems Performance Index, Residual Heat Removal System



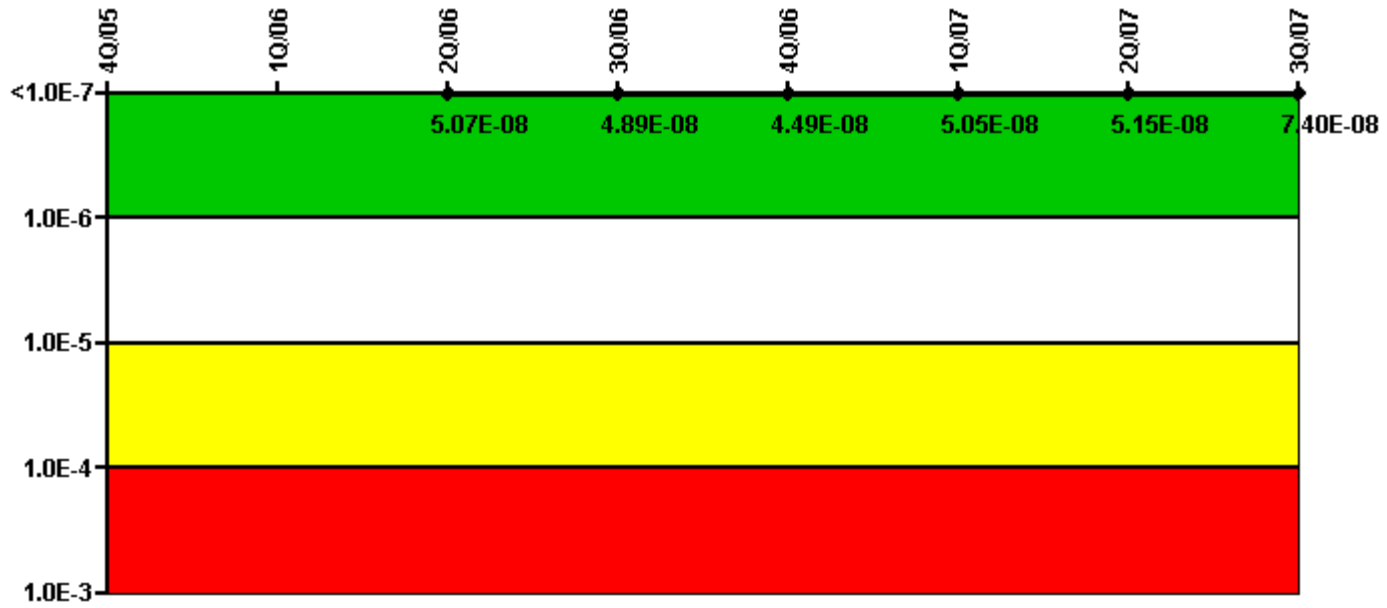
Thresholds: White > 1.00E-6 Yellow > 1.00E-5 Red > 1.00E-4

Notes

Mitigating Systems Performance Index, Residual Heat Removal System	4Q/05	1Q/06	2Q/06	3Q/06	4Q/06	1Q/07	2Q/07	3Q/07
UAI (Δ CDF)			-3.60E-09	-3.70E-09	-3.60E-09	-3.60E-09	-3.60E-09	-3.60E-09
URI (Δ CDF)			-5.00E-08	-4.90E-08	-4.90E-08	-4.80E-08	-4.80E-08	-4.80E-08
PLE			NO	NO	NO	NO	NO	NO
Indicator value			-5.36E-08	-5.27E-08	-5.26E-08	-5.16E-08	-5.16E-08	-5.16E-08

Licensee Comments: none

Mitigating Systems Performance Index, Cooling Water Systems



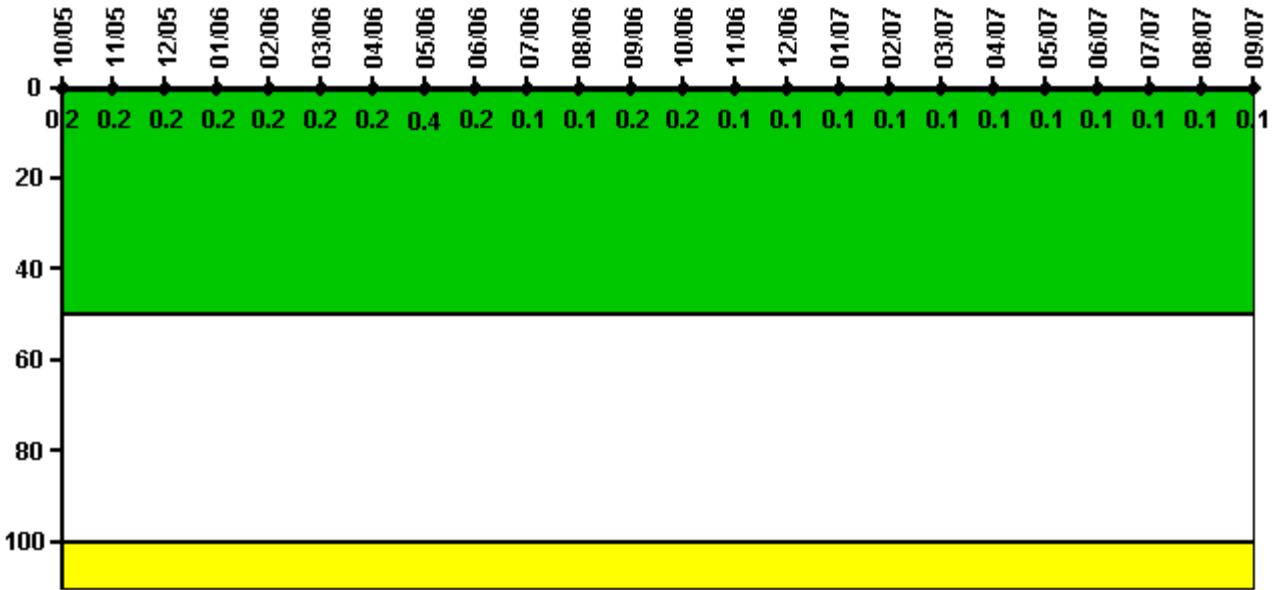
Thresholds: White > $1.00E-6$ Yellow > $1.00E-5$ Red > $1.00E-4$

Notes

Mitigating Systems Performance Index, Cooling Water Systems	4Q/05	1Q/06	2Q/06	3Q/06	4Q/06	1Q/07	2Q/07	3Q/07
UAI (Δ CDF)			$6.70E-09$	$4.90E-09$	$4.90E-09$	$8.50E-09$	$8.50E-09$	$3.10E-08$
URI (Δ CDF)			$4.40E-08$	$4.40E-08$	$4.00E-08$	$4.20E-08$	$4.30E-08$	$4.30E-08$
PLE			NO	NO	NO	NO	NO	NO
Indicator value			$5.07E-08$	$4.89E-08$	$4.49E-08$	$5.05E-08$	$5.15E-08$	$7.40E-08$

Licensee Comments: none

Reactor Coolant System Activity



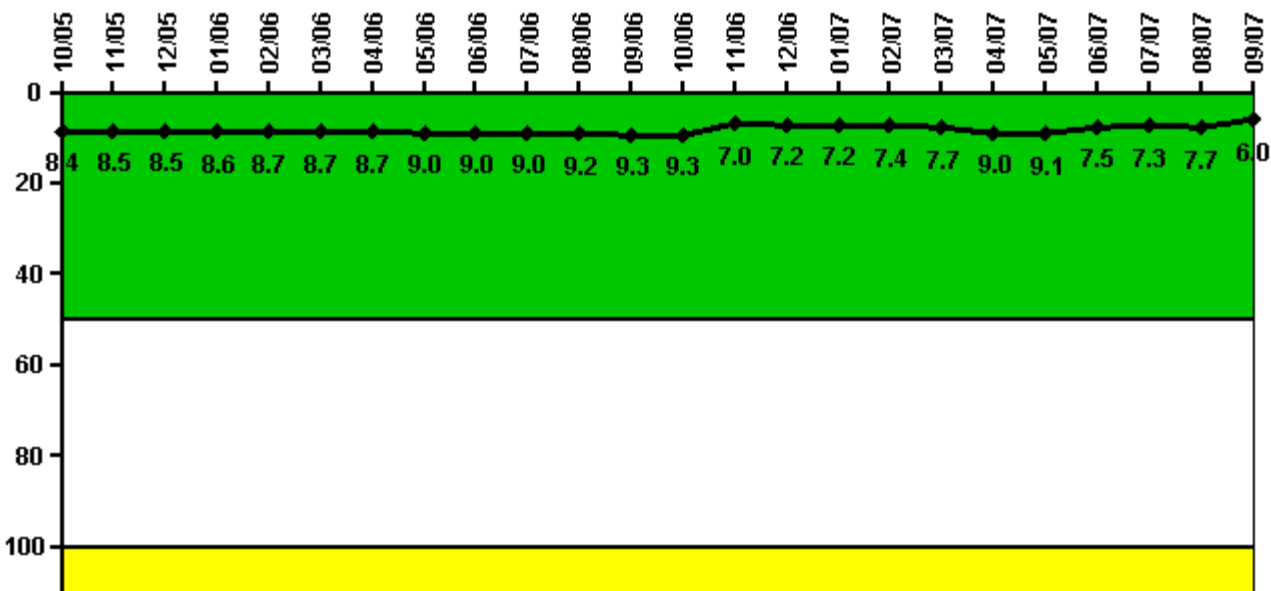
Thresholds: White > 50.0 Yellow > 100.0

Notes

Reactor Coolant System Activity	10/05	11/05	12/05	1/06	2/06	3/06	4/06	5/06	6/06	7/06	8/06	9/06
Maximum activity	0.000370	0.000410	0.000410	0.000420	0.000330	0.000390	0.000320	0.000720	0.000300	0.000250	0.000290	0.000300
Technical specification limit	0.2	0.2	0.2	0.2	0.2	0.2	0.2	0.2	0.2	0.2	0.2	0.2
Indicator value	0.2	0.2	0.2	0.2	0.2	0.2	0.2	0.4	0.2	0.1	0.1	0.2
Reactor Coolant System Activity	10/06	11/06	12/06	1/07	2/07	3/07	4/07	5/07	6/07	7/07	8/07	9/07
Maximum activity	0.000315	0.000173	0.000158	0.000156	0.000162	0.000158	0.000157	0.000195	0.000142	0.000133	0.000180	0.000167
Technical specification limit	0.2	0.2	0.2	0.2	0.2	0.2	0.2	0.2	0.2	0.2	0.2	0.2
Indicator value	0.2	0.1	0.1	0.1	0.1	0.1	0.1	0.1	0.1	0.1	0.1	0.1

Licensee Comments: none

Reactor Coolant System Leakage



Thresholds: White > 50.0 Yellow > 100.0

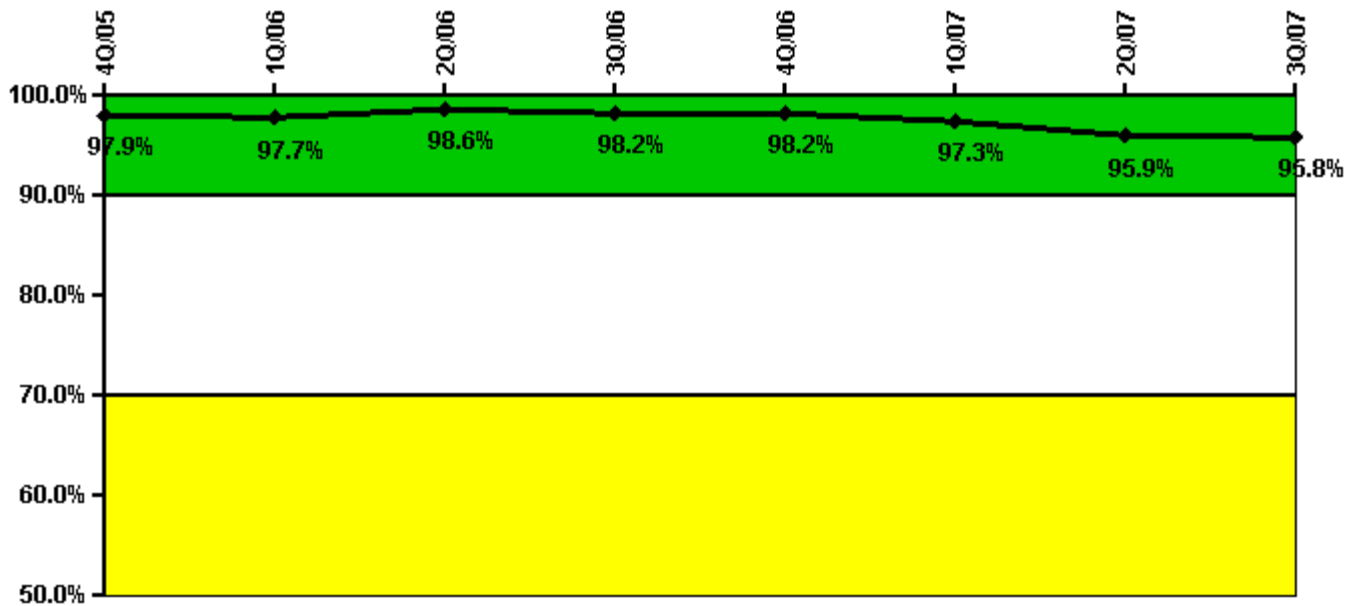
Notes

Reactor Coolant System Leakage	10/05	11/05	12/05	1/06	2/06	3/06	4/06	5/06	6/06	7/06	8/06	9/06
Maximum leakage	2.100	2.120	2.120	2.150	2.170	2.180	2.180	2.240	2.260	2.260	2.290	2.330
Technical specification limit	25.0	25.0	25.0	25.0	25.0	25.0	25.0	25.0	25.0	25.0	25.0	25.0
Indicator value	8.4	8.5	8.5	8.6	8.7	8.7	8.7	9.0	9.0	9.0	9.2	9.3

Reactor Coolant System Leakage	10/06	11/06	12/06	1/07	2/07	3/07	4/07	5/07	6/07	7/07	8/07	9/07
Maximum leakage	2.320	1.760	1.790	1.790	1.850	1.930	2.250	2.280	1.870	1.820	1.920	1.490
Technical specification limit	25.0	25.0	25.0	25.0	25.0	25.0	25.0	25.0	25.0	25.0	25.0	25.0
Indicator value	9.3	7.0	7.2	7.2	7.4	7.7	9.0	9.1	7.5	7.3	7.7	6.0

Licensee Comments: none

Drill/Exercise Performance



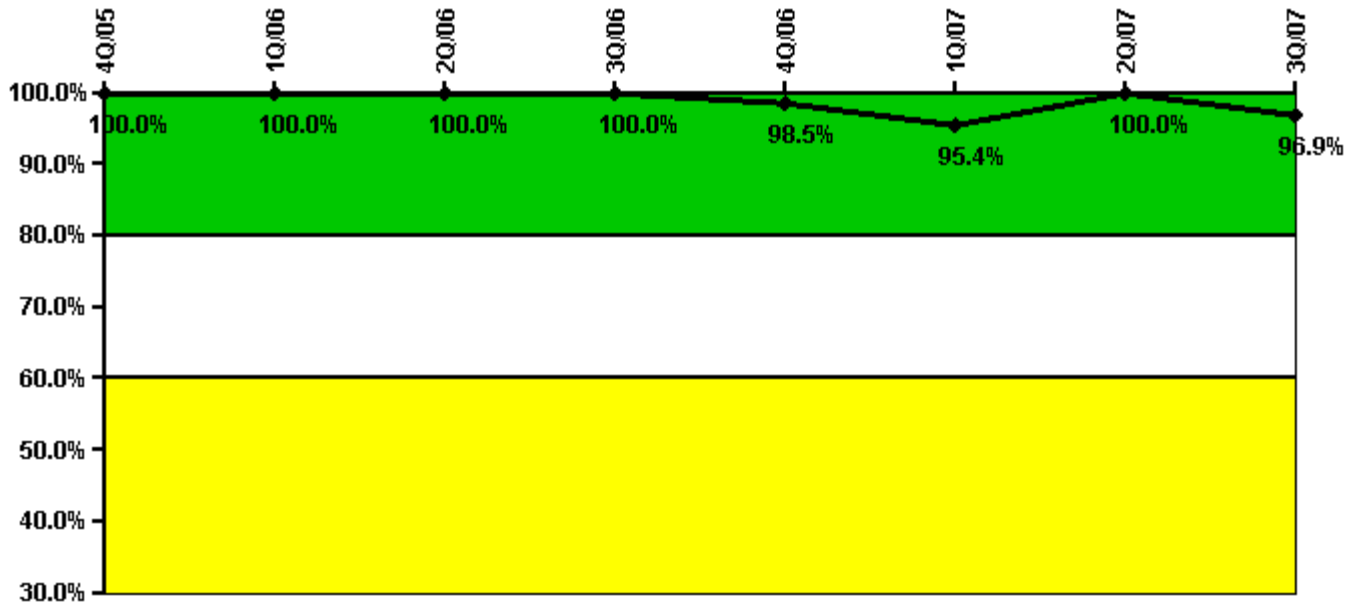
Thresholds: White < 90.0% Yellow < 70.0%

Notes

Drill/Exercise Performance	4Q/05	1Q/06	2Q/06	3Q/06	4Q/06	1Q/07	2Q/07	3Q/07
Successful opportunities	23.0	37.0	51.0	24.0	10.0	54.0	68.0	10.0
Total opportunities	24.0	38.0	52.0	25.0	10.0	57.0	73.0	10.0
Indicator value	97.9%	97.7%	98.6%	98.2%	98.2%	97.3%	95.9%	95.8%

Licensee Comments: none

ERO Drill Participation



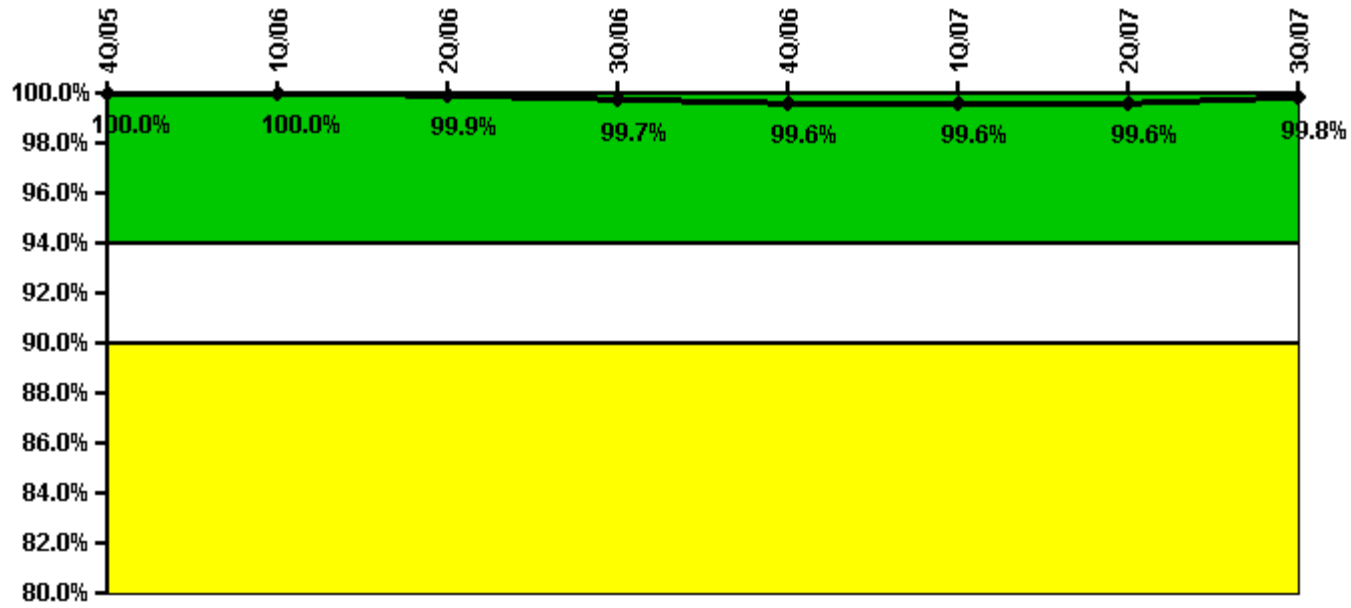
Thresholds: White < 80.0% Yellow < 60.0%

Notes

ERO Drill Participation	4Q/05	1Q/06	2Q/06	3Q/06	4Q/06	1Q/07	2Q/07	3Q/07
Participating Key personnel	62.0	63.0	60.0	58.0	66.0	62.0	60.0	62.0
Total Key personnel	62.0	63.0	60.0	58.0	67.0	65.0	60.0	64.0
Indicator value	100.0%	100.0%	100.0%	100.0%	98.5%	95.4%	100.0%	96.9%

Licensee Comments: none

Alert & Notification System



Thresholds: White < 94.0% Yellow < 90.0%

Notes

Alert & Notification System	4Q/05	1Q/06	2Q/06	3Q/06	4Q/06	1Q/07	2Q/07	3Q/07
Successful siren-tests	296	296	221	294	295	296	221	296
Total sirens-tests	296	296	222	296	296	296	222	296
Indicator value	100.0%	100.0%	99.9%	99.7%	99.6%	99.6%	99.6%	99.8%

Licensee Comments: none

Occupational Exposure Control Effectiveness



Thresholds: White > 2.0 Yellow > 5.0

Notes

Occupational Exposure Control Effectiveness	4Q/05	1Q/06	2Q/06	3Q/06	4Q/06	1Q/07	2Q/07	3Q/07
High radiation area occurrences	0	0	0	0	0	0	0	0
Very high radiation area occurrences	0	0	0	0	0	0	0	0
Unintended exposure occurrences	0	0	0	0	0	0	0	0
Indicator value	0	0	0	0	0	0	0	0

Licensee Comments: none

RETS/ODCM Radiological Effluent



Thresholds: White > 1.0 Yellow > 3.0

Notes

RETS/ODCM Radiological Effluent	4Q/05	1Q/06	2Q/06	3Q/06	4Q/06	1Q/07	2Q/07	3Q/07
RETS/ODCM occurrences	0	0	0	0	0	0	0	0
Indicator value	0	0	0	0	0	0	0	0

Licensee Comments: none

[Physical Protection](#) information not publicly available.