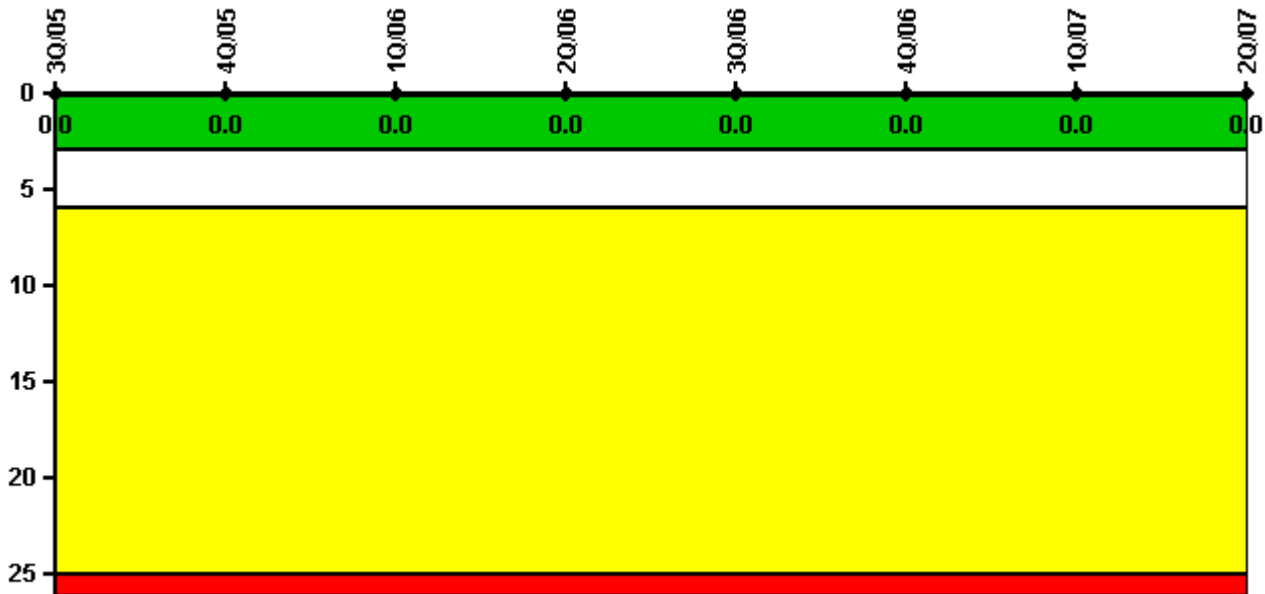


# South Texas 2

## 2Q/2007 Performance Indicators

Licensee's General Comments: none

### Unplanned Scrams per 7000 Critical Hrs



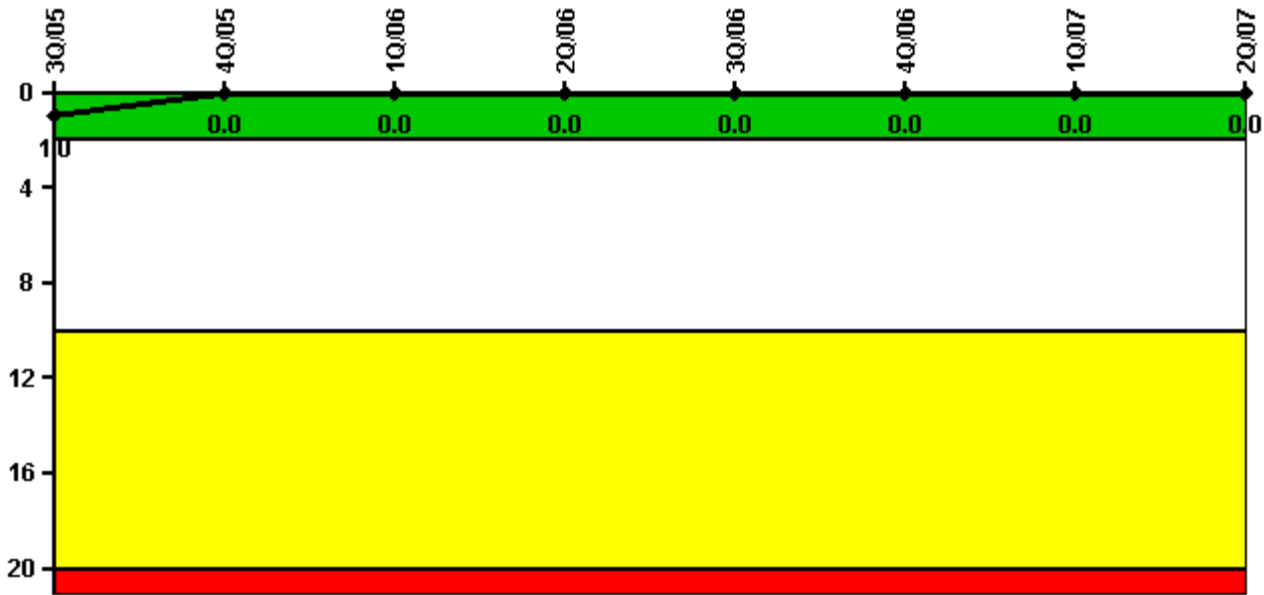
Thresholds: White > 3.0 Yellow > 6.0 Red > 25.0

### Notes

Unplanned Scrams per 7000 Critical Hrs	3Q/05	4Q/05	1Q/06	2Q/06	3Q/06	4Q/06	1Q/07	2Q/07
Unplanned scrams	0	0	0	0	0	0	0	0
Critical hours	2208.0	1511.5	2160.0	2183.0	2208.0	2209.0	1992.5	1555.6
Indicator value	0	0	0	0	0	0	0	0

Licensee Comments: none

## Scrams with Loss of Normal Heat Removal



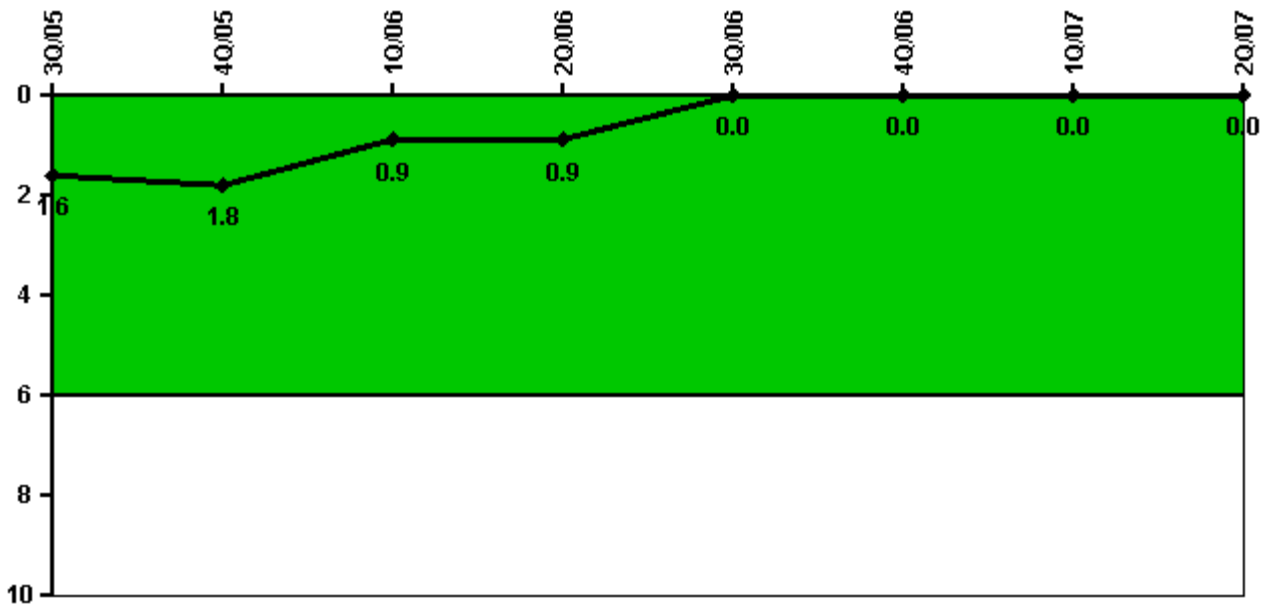
Thresholds: White > 2.0 Yellow > 10.0 Red > 20.0

### Notes

Scrams with Loss of Normal Heat Removal	3Q/05	4Q/05	1Q/06	2Q/06	3Q/06	4Q/06	1Q/07	2Q/07
Scrams	0	0	0	0	0	0	0	0
Indicator value	1.0	0	0	0	0	0	0	0

Licensee Comments: none

## Unplanned Power Changes per 7000 Critical Hrs



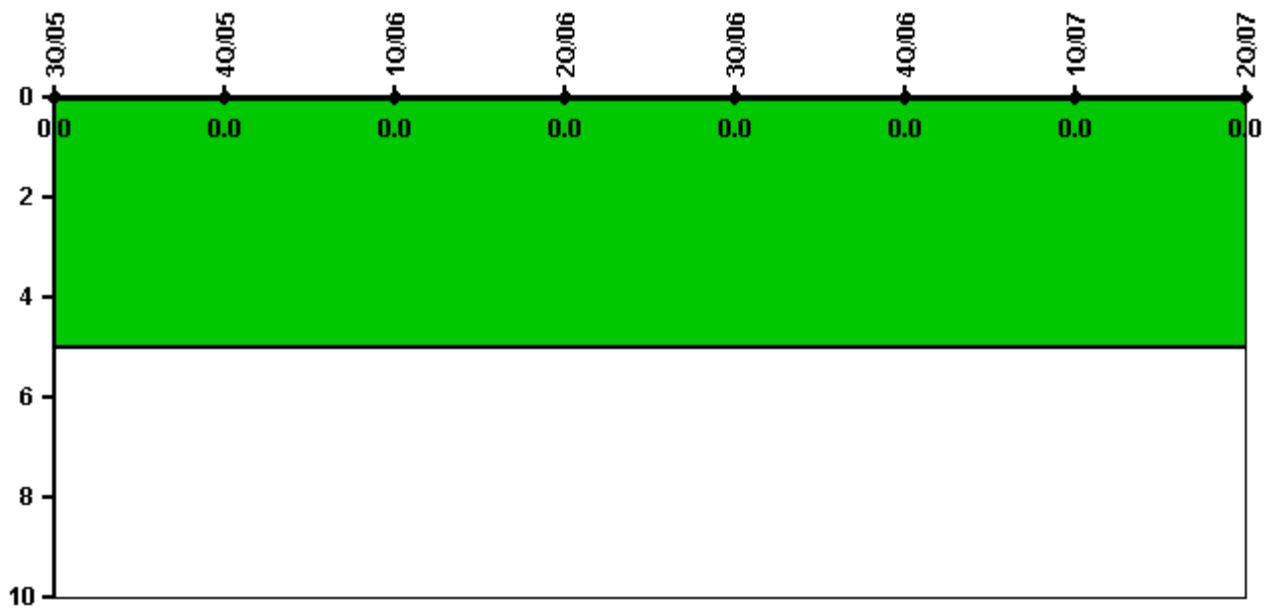
Thresholds: White > 6.0

### Notes

Unplanned Power Changes per 7000 Critical Hrs	3Q/05	4Q/05	1Q/06	2Q/06	3Q/06	4Q/06	1Q/07	2Q/07
Unplanned power changes	1.0	0	0	0	0	0	0	0
Critical hours	2208.0	1511.5	2160.0	2183.0	2208.0	2209.0	1992.5	1555.6
Indicator value	1.6	1.8	0.9	0.9	0	0	0	0

Licensee Comments: none

# Safety System Functional Failures (PWR)



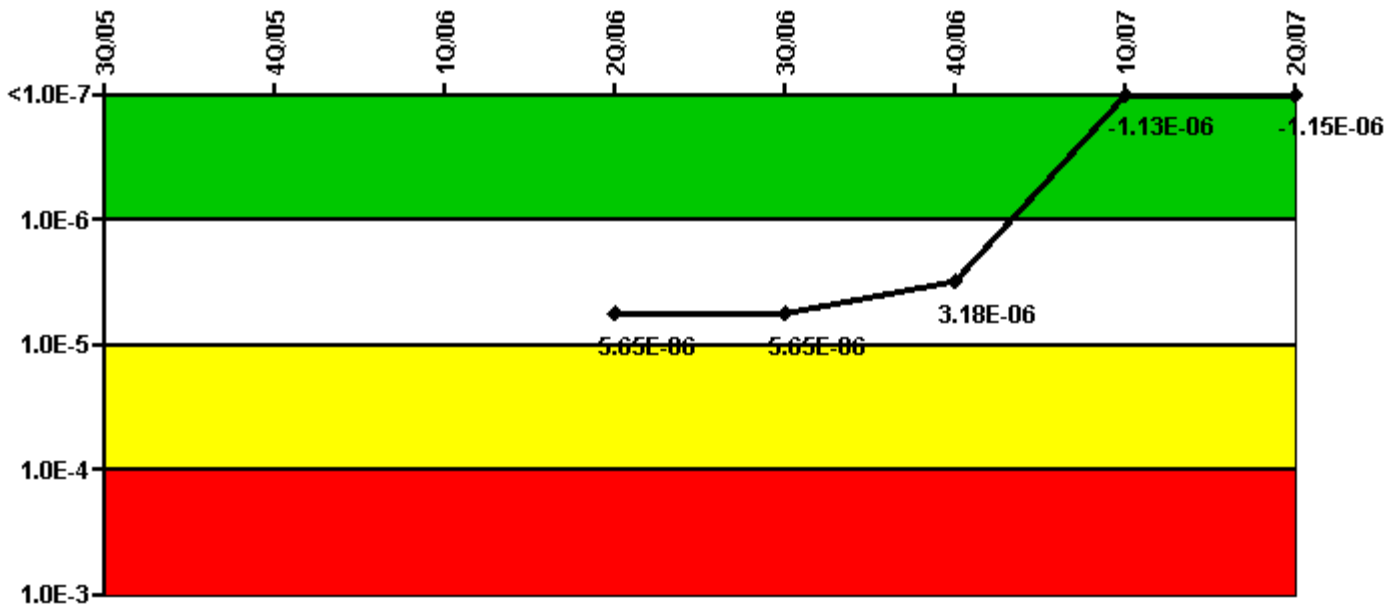
Thresholds: White > 5.0

## Notes

Safety System Functional Failures (PWR)	3Q/05	4Q/05	1Q/06	2Q/06	3Q/06	4Q/06	1Q/07	2Q/07
Safety System Functional Failures	0	0	0	0	0	0	0	0
Indicator value	0	0	0	0	0	0	0	0

Licensee Comments: none

# Mitigating Systems Performance Index, Emergency AC Power System



Thresholds: White >  $1.00E-6$  Yellow >  $1.00E-5$  Red >  $1.00E-4$

## Notes

Mitigating Systems Performance Index, Emergency AC Power System	3Q/05	4Q/05	1Q/06	2Q/06	3Q/06	4Q/06	1Q/07	2Q/07
UAI (ACDF)				$6.60E-06$	$6.60E-06$	$4.10E-06$	$-2.10E-07$	$-2.30E-07$
URI (ACDF)				$-9.50E-07$	$-9.50E-07$	$-9.20E-07$	$-9.20E-07$	$-9.20E-07$
PLE				NO	NO	NO	NO	NO
Indicator value				$5.65E-06$	$5.65E-06$	$3.18E-06$	$-1.13E-06$	$-1.15E-06$

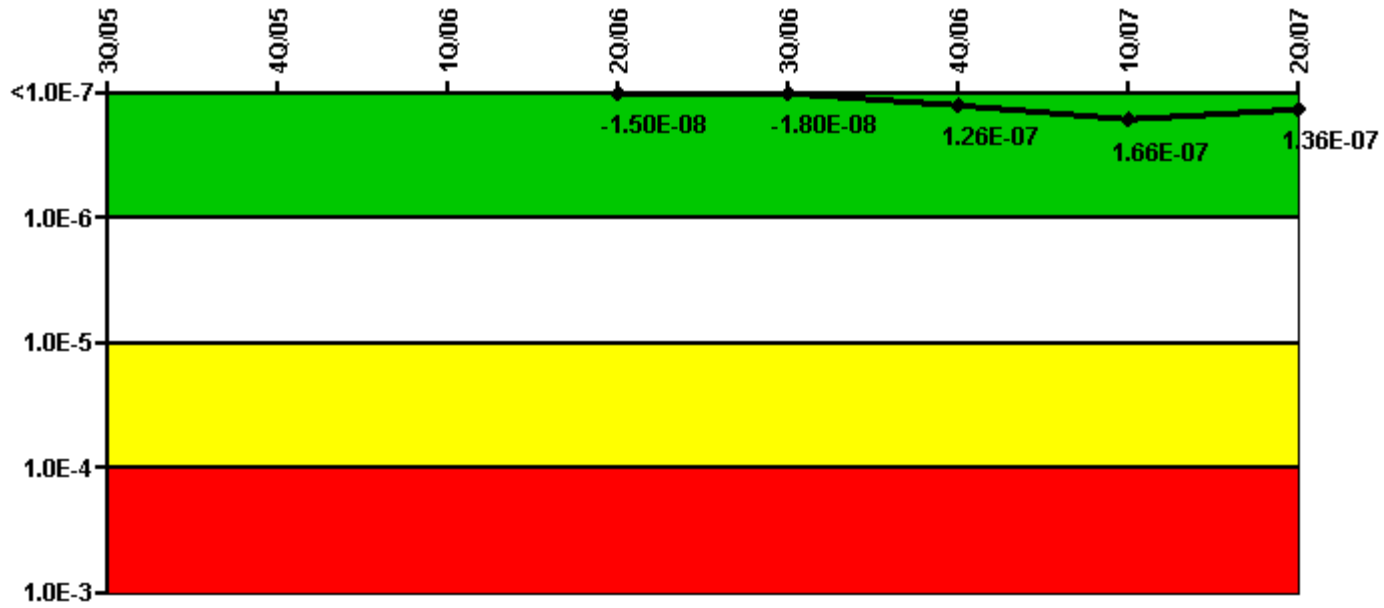
Licensee Comments:

2Q/07: Changed PRA Parameter(s). Corrections made to Baseline Planned and Unplanned Unavailable Parameters (4th Qtr 2006 - 2nd Qrt 2007). Updated future parameters due to revision of MSPI Bases Doc.

1Q/07: Changed PRA Parameter(s).

4Q/06: Changed PRA Parameter(s). PRA Model was revised Sept. 2006 which changed the PRA Parameters.

# Mitigating Systems Performance Index, High Pressure Injection System



Thresholds: White > 1.00E-6 Yellow > 1.00E-5 Red > 1.00E-4

## Notes

Mitigating Systems Performance Index, High Pressure Injection System	3Q/05	4Q/05	1Q/06	2Q/06	3Q/06	4Q/06	1Q/07	2Q/07
UAI (ΔCDF)				1.50E-08	1.20E-08	1.40E-07	1.80E-07	1.50E-07
URI (ΔCDF)				-3.00E-08	-3.00E-08	-1.40E-08	-1.40E-08	-1.40E-08
PLE				NO	NO	NO	NO	NO
Indicator value				-1.50E-08	-1.80E-08	1.26E-07	1.66E-07	1.36E-07

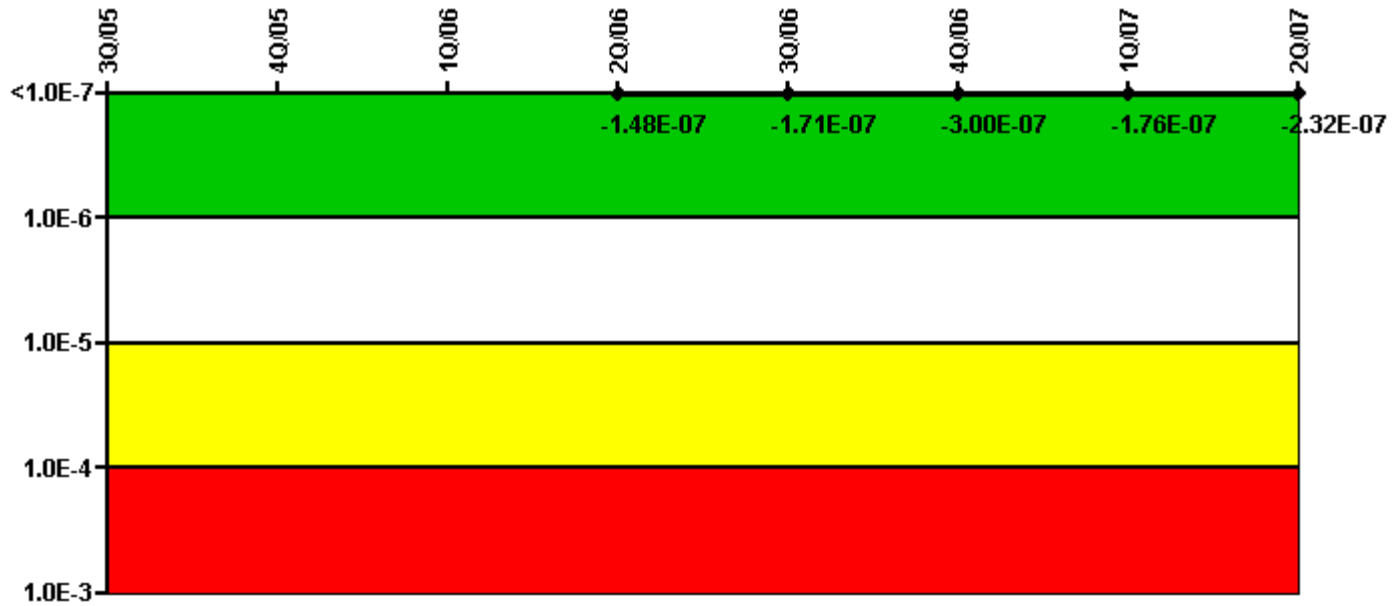
Licensee Comments:

2Q/07: Changed PRA Parameter(s). Corrections made to Baseline Planned and Unplanned Unavailable Parameters (4th Qtr 2006 - 2nd Qrt 2007). Updated future parameters due to revision of MSPI Bases Doc.

1Q/07: Changed PRA Parameter(s).

4Q/06: Changed PRA Parameter(s). PRA Model was revised Sept. 2006 which changed the PRA Parameters.

# Mitigating Systems Performance Index, Heat Removal System



Thresholds: White > 1.00E-6 Yellow > 1.00E-5 Red > 1.00E-4

## Notes

Mitigating Systems Performance Index, Heat Removal System	3Q/05	4Q/05	1Q/06	2Q/06	3Q/06	4Q/06	1Q/07	2Q/07
UAI ( $\Delta$ CDF)				-4.80E-08	-7.10E-08	-1.30E-07	-5.70E-09	-6.20E-08
URI ( $\Delta$ CDF)				-1.00E-07	-1.00E-07	-1.70E-07	-1.70E-07	-1.70E-07
PLE				NO	NO	NO	NO	NO
Indicator value				-1.48E-07	-1.71E-07	-3.00E-07	-1.76E-07	-2.32E-07

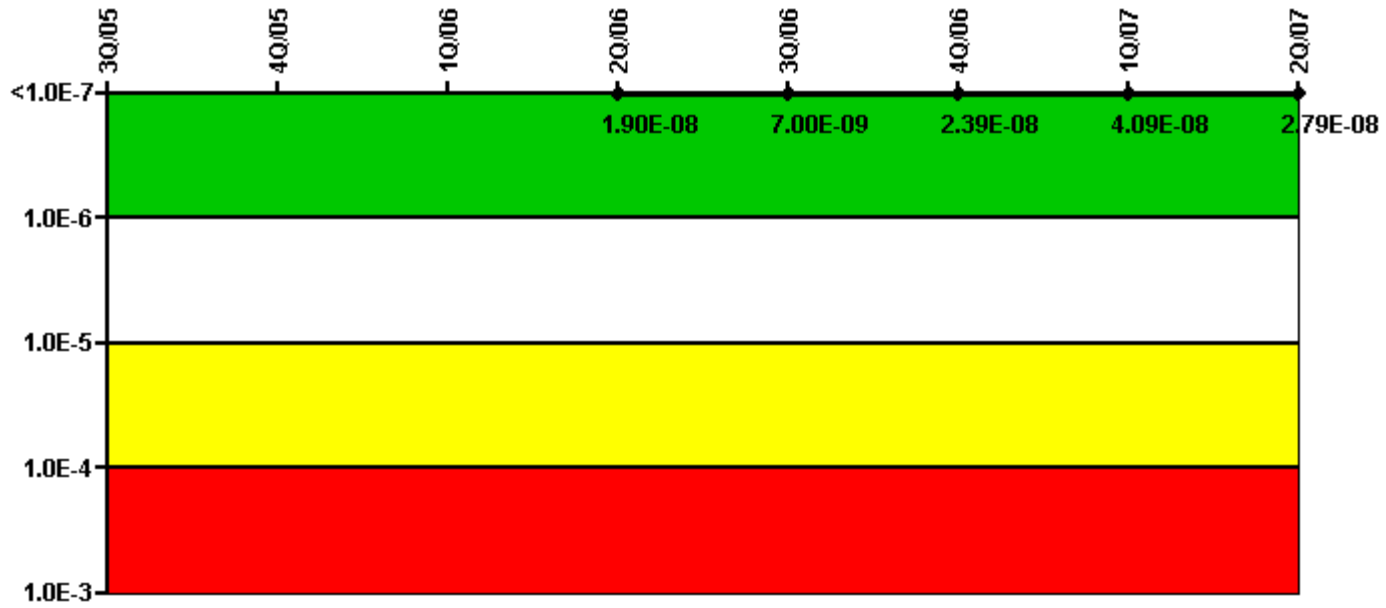
Licensee Comments:

2Q/07: Changed PRA Parameter(s). Corrections made to Baseline Planned and Unplanned Unavailable Parameters (4th Qtr 2006 - 2nd Qrt 2007). Updated future parameters due to revision of MSPI Bases Doc.

1Q/07: Changed PRA Parameter(s).

4Q/06: Changed PRA Parameter(s). PRA Model was revised Sept. 2006 which changed the PRA Parameters.

# Mitigating Systems Performance Index, Residual Heat Removal System



Thresholds: White > 1.00E-6 Yellow > 1.00E-5 Red > 1.00E-4

## Notes

Mitigating Systems Performance Index, Residual Heat Removal System	3Q/05	4Q/05	1Q/06	2Q/06	3Q/06	4Q/06	1Q/07	2Q/07
UAI (ΔCDF)				2.80E-08	1.60E-08	2.70E-08	4.40E-08	3.10E-08
URI (ΔCDF)				-9.00E-09	-9.00E-09	-3.10E-09	-3.10E-09	-3.10E-09
PLE				NO	NO	NO	NO	NO
Indicator value				1.90E-08	7.00E-09	2.39E-08	4.09E-08	2.79E-08

Licensee Comments:

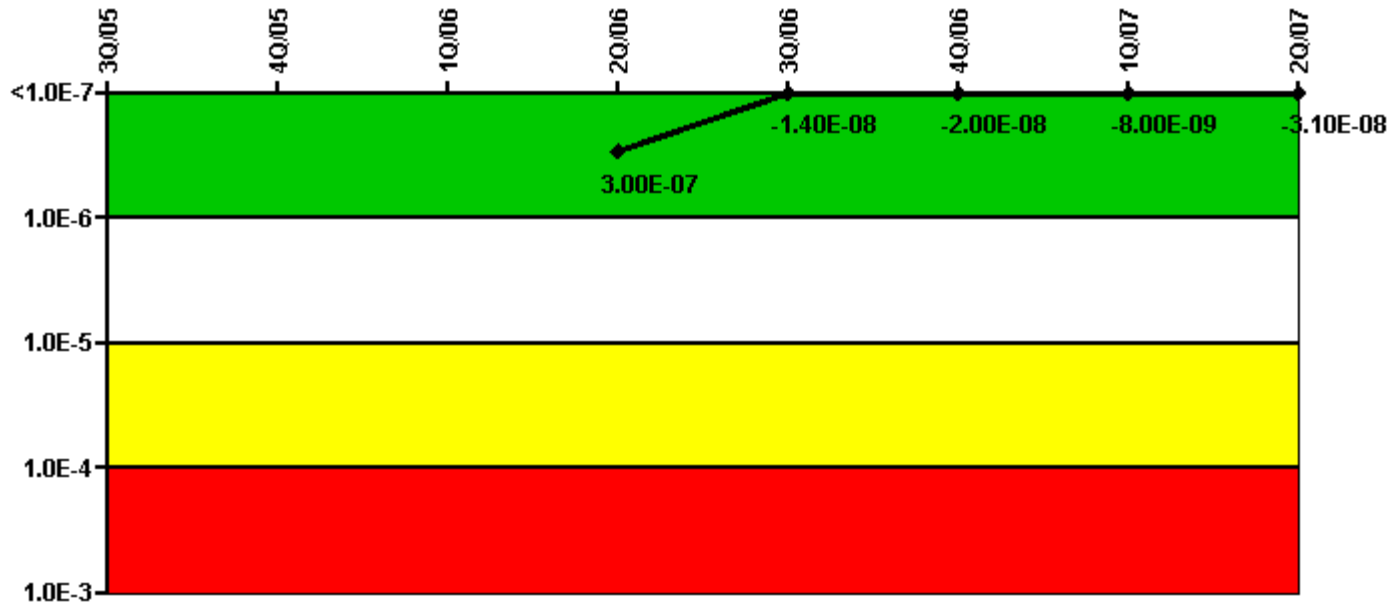
2Q/07: Changed PRA Parameter(s). Corrections made to Baseline Planned and Unplanned Unavailable Parameters (4th Qtr 2006 - 2nd Qtr 2007). Updated future parameters due to revision of MSPI Bases Doc.

1Q/07: Changed PRA Parameter(s).

4Q/06: Changed PRA Parameter(s). PRA Model was revised Sept. 2006 which changed the PRA Parameters.



# Mitigating Systems Performance Index, Cooling Water Systems



Thresholds: White > 1.00E-6 Yellow > 1.00E-5 Red > 1.00E-4

## Notes

Mitigating Systems Performance Index, Cooling Water Systems	3Q/05	4Q/05	1Q/06	2Q/06	3Q/06	4Q/06	1Q/07	2Q/07
UAI (ΔCDF)				1.10E-07	8.60E-08	4.60E-08	5.50E-08	3.20E-08
URI (ΔCDF)				1.90E-07	-1.00E-07	-6.60E-08	-6.30E-08	-6.30E-08
PLE				NO	NO	NO	NO	NO
Indicator value				3.00E-07	-1.40E-08	-2.00E-08	-8.00E-09	-3.10E-08

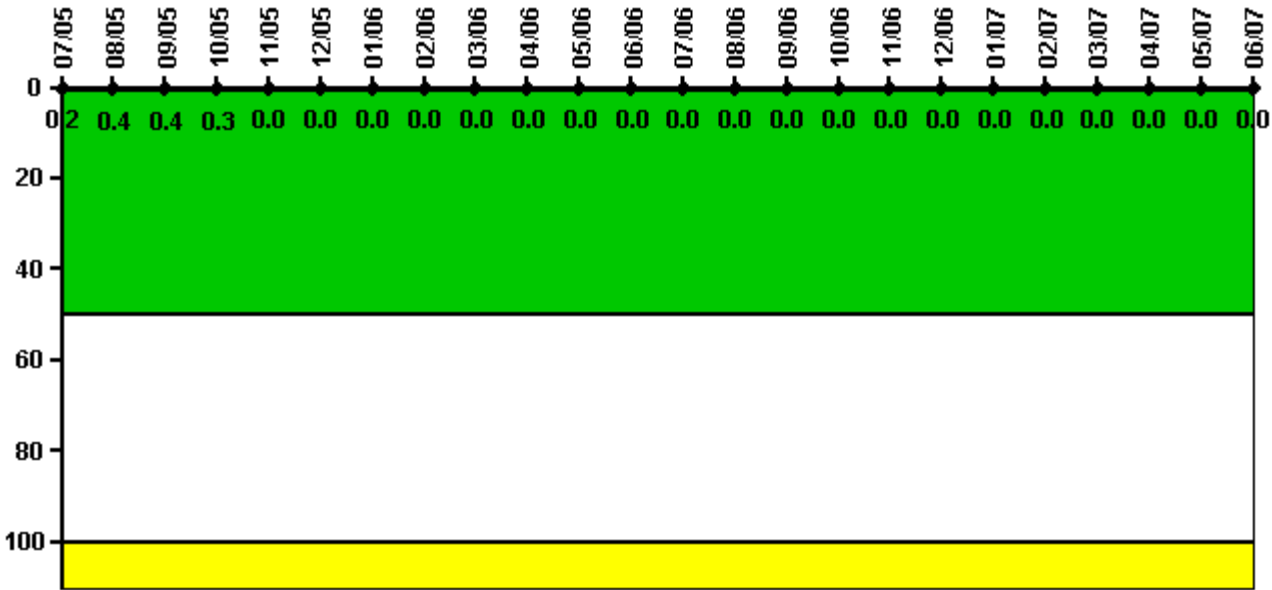
Licensee Comments:

2Q/07: Changed PRA Parameter(s). Corrections made to Baseline Planned and Unplanned Unavailable Parameters (4th Qtr 2006 - 2nd Qrt 2007). Updated future parameters due to revision of MSPI Bases Doc.

1Q/07: Changed PRA Parameter(s).

4Q/06: Changed PRA Parameter(s). Error identified and corrected for FVUAP in device record on 1/22/07.

# Reactor Coolant System Activity



Thresholds: White > 50.0 Yellow > 100.0

## Notes

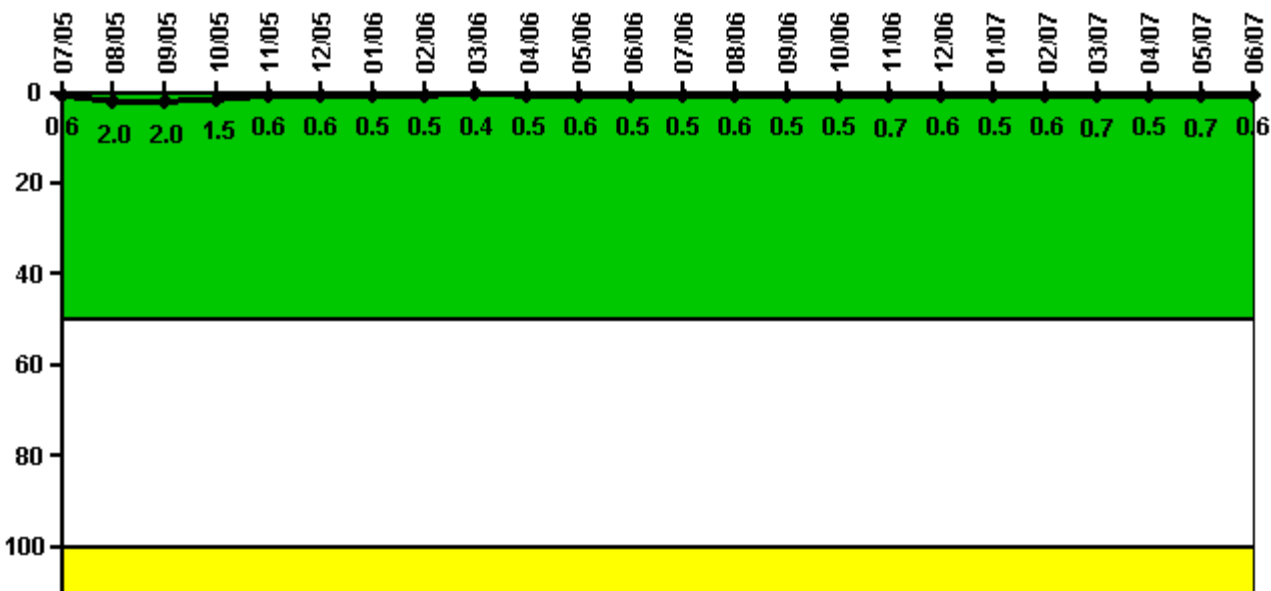
Reactor Coolant System Activity	7/05	8/05	9/05	10/05	11/05	12/05	1/06	2/06	3/06	4/06	5/06	6/06
Maximum activity	0.002220	0.003840	0.003510	0.002710	0.000065	0.000064	0.000072	0.000080	0.000085	0.000093	0.000096	0.000100
Technical specification limit	1.0	1.0	1.0	1.0	1.0	1.0	1.0	1.0	1.0	1.0	1.0	1.0
Indicator value	0.2	0.4	0.4	0.3	0	0	0	0	0	0	0	0

Reactor Coolant System Activity	7/06	8/06	9/06	10/06	11/06	12/06	1/07	2/07	3/07	4/07	5/07	6/07
Maximum activity	0.000107	0.000110	0.000115	0.000115	0.000128	0.000133	0.000129	0.000132	0.000116	0	0.000068	0.000079
Technical specification limit	1.0	1.0	1.0	1.0	1.0	1.0	1.0	1.0	1.0	1.0	1.0	1.0
Indicator value	0	0	0	0	0	0	0	0	0	0	0	0

Licensee Comments: none

# Reactor Coolant System Leakage



Thresholds: White > 50.0 Yellow > 100.0

## Notes

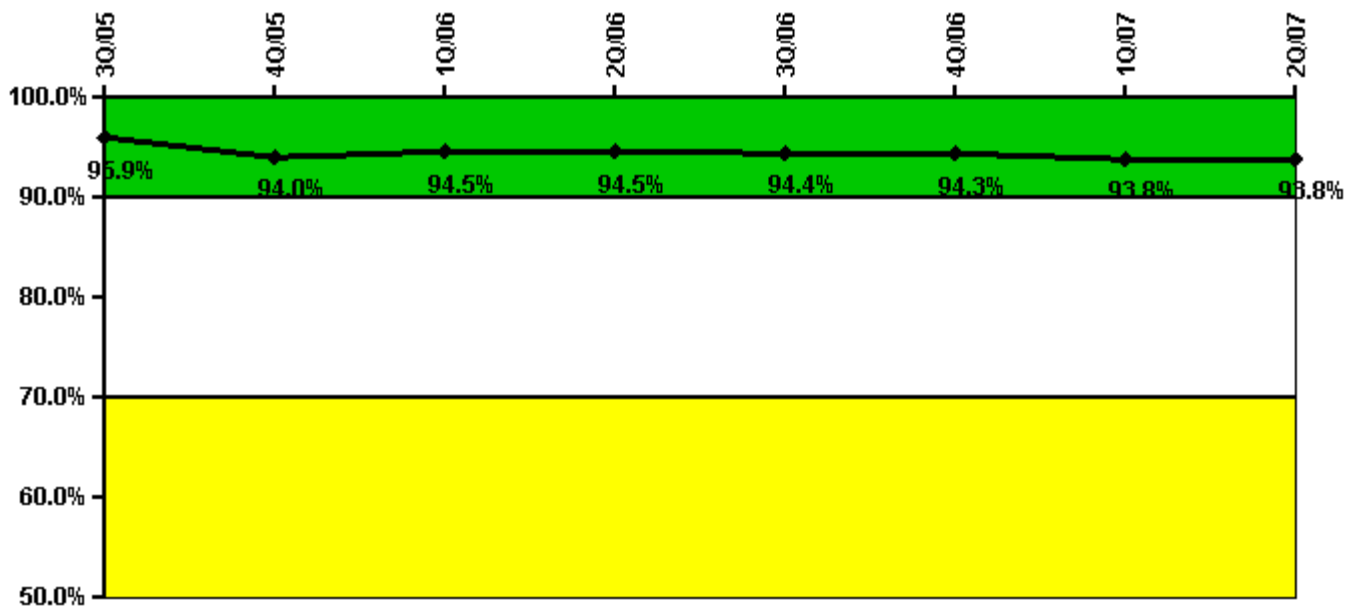
Reactor Coolant System Leakage	7/05	8/05	9/05	10/05	11/05	12/05	1/06	2/06	3/06	4/06	5/06	6/06
Maximum leakage	0.059	0.195	0.199	0.146	0.064	0.058	0.046	0.050	0.044	0.051	0.058	0.046
Technical specification limit	10.0	10.0	10.0	10.0	10.0	10.0	10.0	10.0	10.0	10.0	10.0	10.0
Indicator value	0.6	2.0	2.0	1.5	0.6	0.6	0.5	0.5	0.4	0.5	0.6	0.5

Reactor Coolant System Leakage	7/06	8/06	9/06	10/06	11/06	12/06	1/07	2/07	3/07	4/07	5/07	6/07
Maximum leakage	0.045	0.062	0.051	0.053	0.070	0.062	0.052	0.058	0.071	0.051	0.067	0.058
Technical specification limit	10.0	10.0	10.0	10.0	10.0	10.0	10.0	10.0	10.0	10.0	10.0	10.0
Indicator value	0.5	0.6	0.5	0.5	0.7	0.6	0.5	0.6	0.7	0.5	0.7	0.6

Licensee Comments: none

## Drill/Exercise Performance



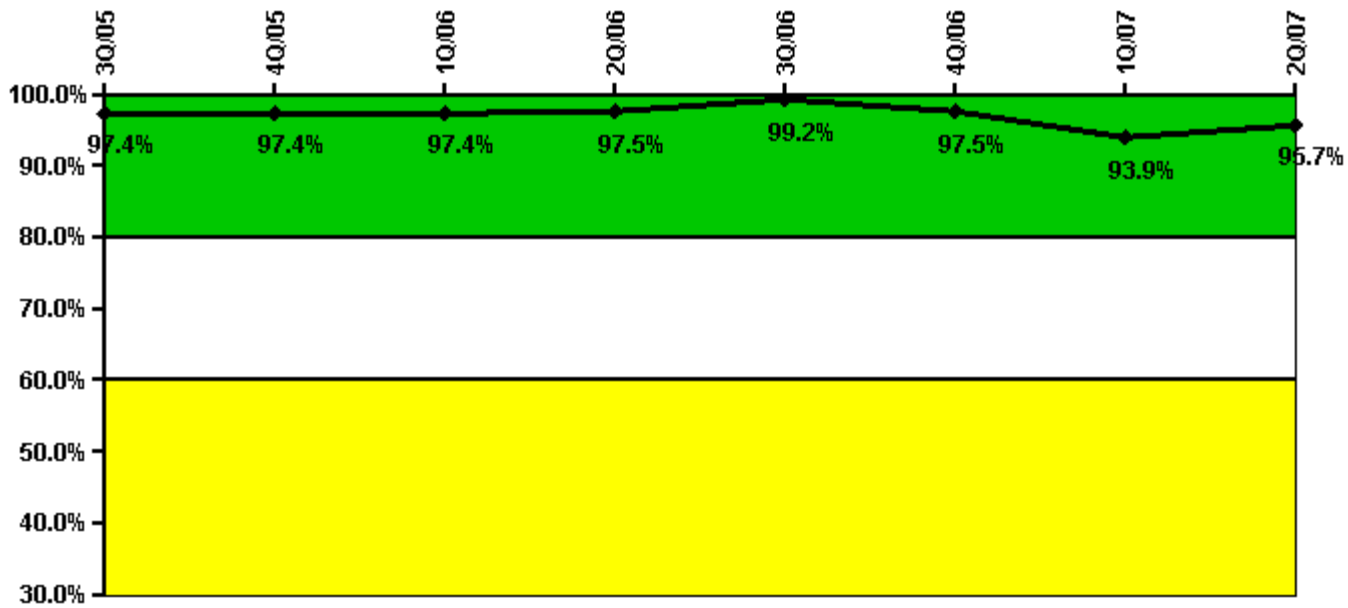
Thresholds: White < 90.0% Yellow < 70.0%

### Notes

Drill/Exercise Performance	3Q/05	4Q/05	1Q/06	2Q/06	3Q/06	4Q/06	1Q/07	2Q/07
Successful opportunities	56.0	127.0	59.0	93.0	14.0	0	4.0	11.0
Total opportunities	60.0	138.0	60.0	97.0	15.0	0	6.0	12.0
Indicator value	95.9%	94.0%	94.5%	94.5%	94.4%	94.3%	93.8%	93.8%

Licensee Comments: none

## ERO Drill Participation



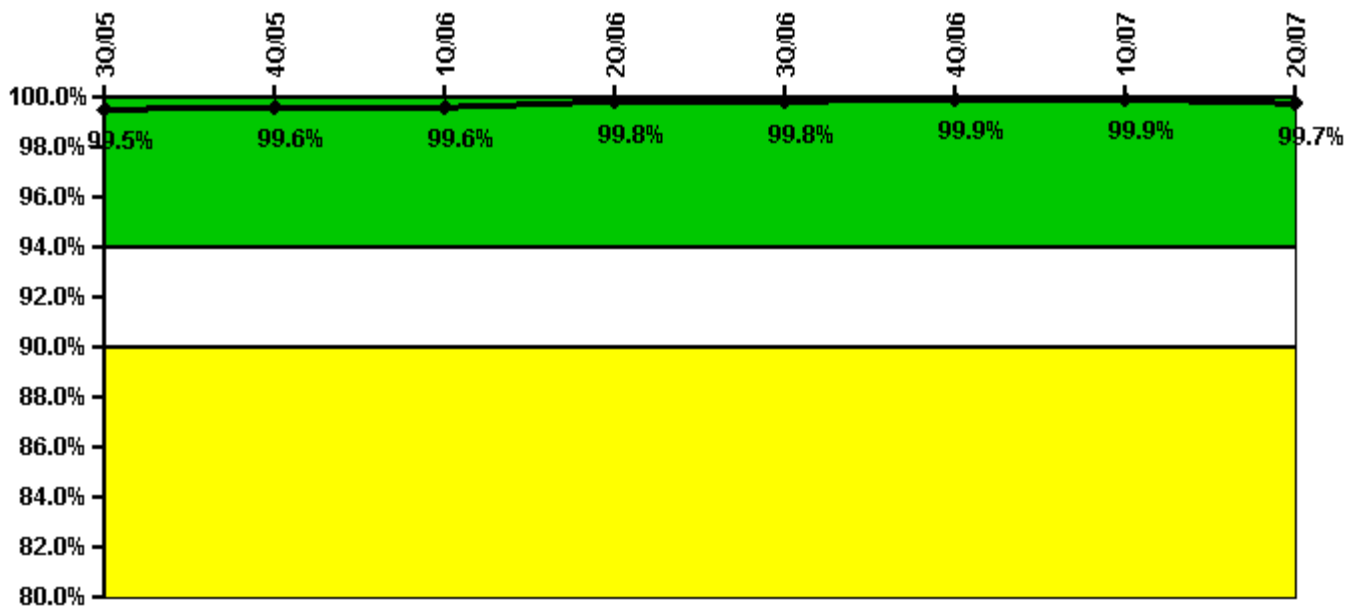
Thresholds: White < 80.0% Yellow < 60.0%

### Notes

ERO Drill Participation	3Q/05	4Q/05	1Q/06	2Q/06	3Q/06	4Q/06	1Q/07	2Q/07
Participating Key personnel	113.0	114.0	114.0	119.0	119.0	115.0	108.0	111.0
Total Key personnel	116.0	117.0	117.0	122.0	120.0	118.0	115.0	116.0
Indicator value	97.4%	97.4%	97.4%	97.5%	99.2%	97.5%	93.9%	95.7%

Licensee Comments: none

# Alert & Notification System



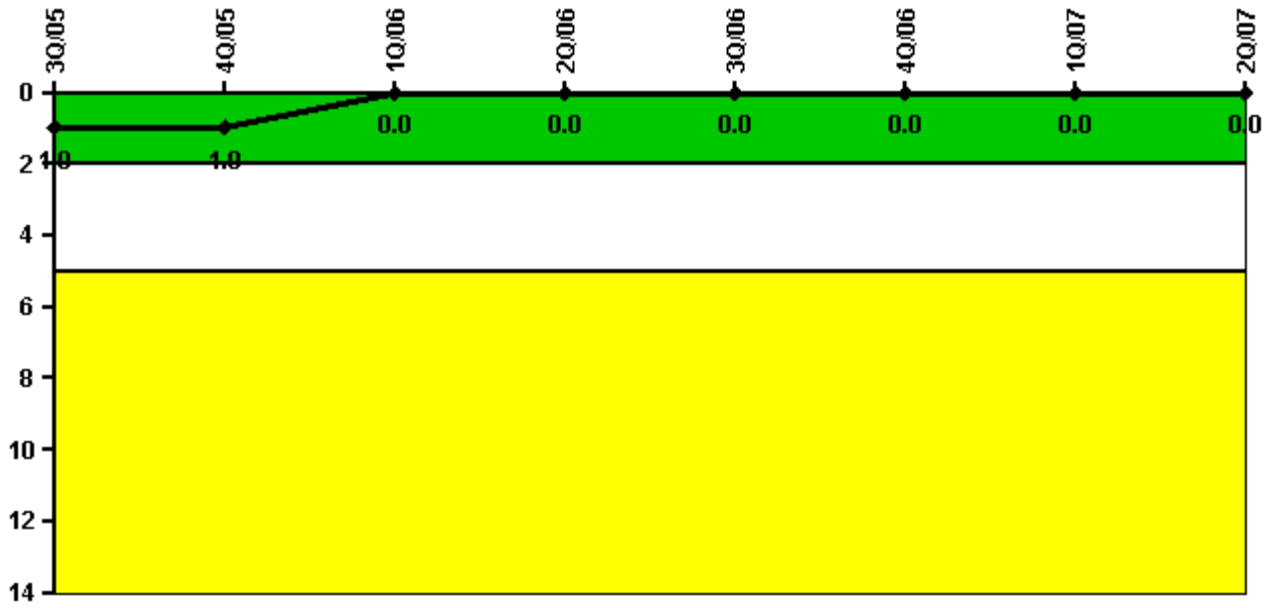
Thresholds: White < 94.0% Yellow < 90.0%

## Notes

Alert & Notification System	3Q/05	4Q/05	1Q/06	2Q/06	3Q/06	4Q/06	1Q/07	2Q/07
Successful siren-tests	192	223	191	224	192	224	223	222
Total sirens-tests	192	224	192	224	192	224	224	224
Indicator value	99.5%	99.6%	99.6%	99.8%	99.8%	99.9%	99.9%	99.7%

Licensee Comments: none

# Occupational Exposure Control Effectiveness



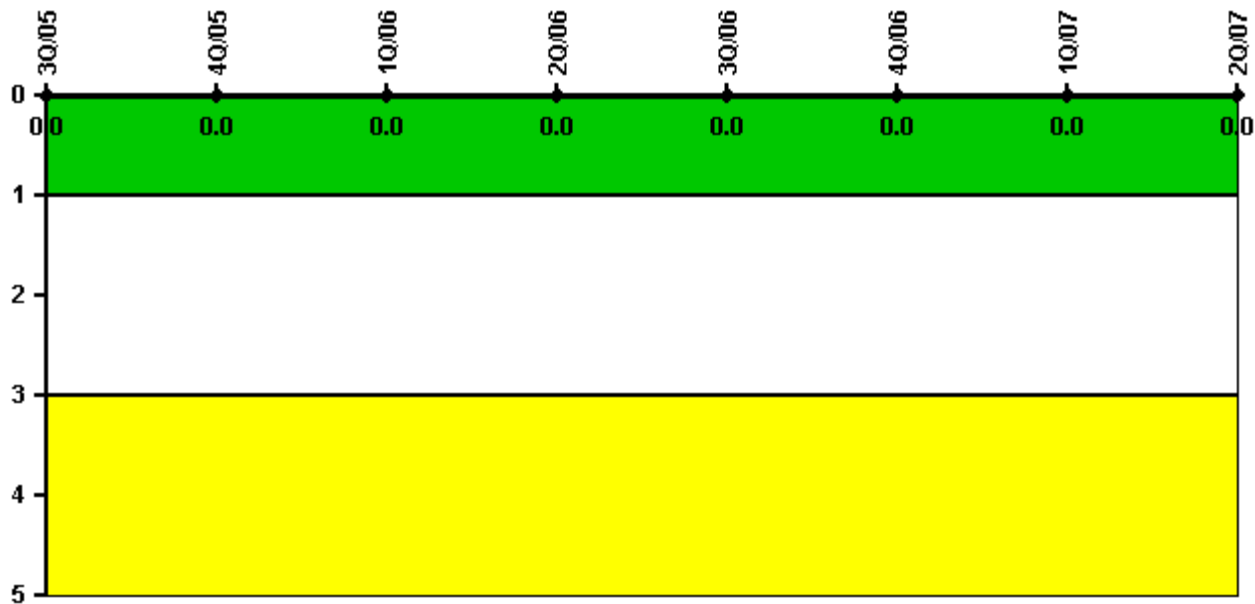
Thresholds: White > 2.0 Yellow > 5.0

## Notes

Occupational Exposure Control Effectiveness	3Q/05	4Q/05	1Q/06	2Q/06	3Q/06	4Q/06	1Q/07	2Q/07
High radiation area occurrences	0	0	0	0	0	0	0	0
Very high radiation area occurrences	0	0	0	0	0	0	0	0
Unintended exposure occurrences	0	0	0	0	0	0	0	0
<b>Indicator value</b>	<b>1</b>	<b>1</b>	<b>0</b>	<b>0</b>	<b>0</b>	<b>0</b>	<b>0</b>	<b>0</b>

Licensee Comments: none

# RETS/ODCM Radiological Effluent



Thresholds: White > 1.0 Yellow > 3.0

## Notes

RETS/ODCM Radiological Effluent	3Q/05	4Q/05	1Q/06	2Q/06	3Q/06	4Q/06	1Q/07	2Q/07
RETS/ODCM occurrences	0	0	0	0	0	0	0	0
Indicator value	0	0	0	0	0	0	0	0

Licensee Comments: none

[Physical Protection](#) information not publicly available.

▲ [Action Matrix Summary](#) | [Inspection Findings Summary](#) | [PI Summary](#) | [Reactor Oversight Process](#)

Last Modified: August 6, 2007