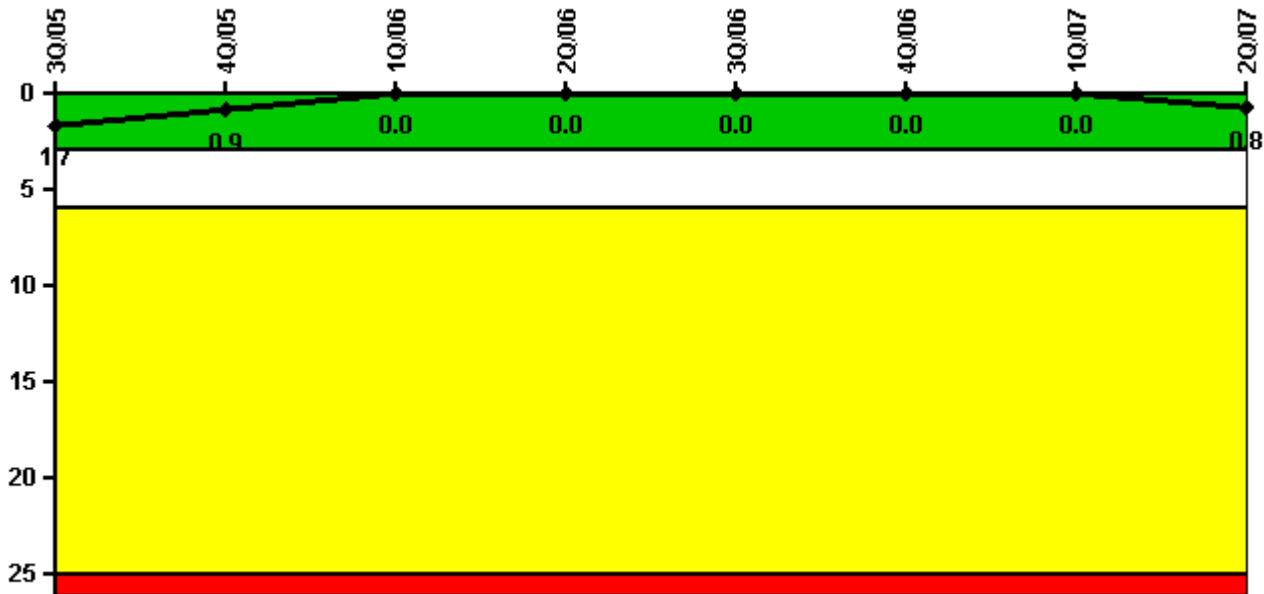


San Onofre 2

2Q/2007 Performance Indicators

Licensee's General Comments: none

Unplanned Scrams per 7000 Critical Hrs



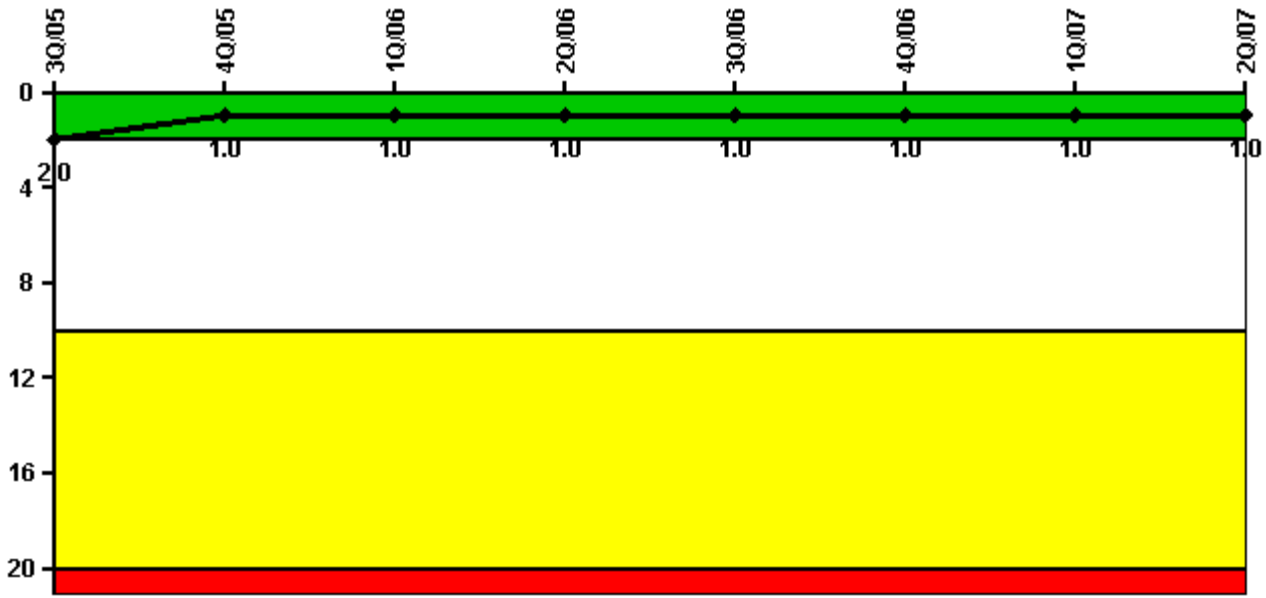
Thresholds: White > 3.0 Yellow > 6.0 Red > 25.0

Notes

Unplanned Scrams per 7000 Critical Hrs	3Q/05	4Q/05	1Q/06	2Q/06	3Q/06	4Q/06	1Q/07	2Q/07
Unplanned scrams	0	0	0	0	0	0	0	1.0
Critical hours	2208.0	2209.0	59.3	1880.1	2208.0	2209.0	2159.0	1987.2
Indicator value	1.7	0.9	0	0	0	0	0	0.8

Licensee Comments: none

Scrams with Loss of Normal Heat Removal



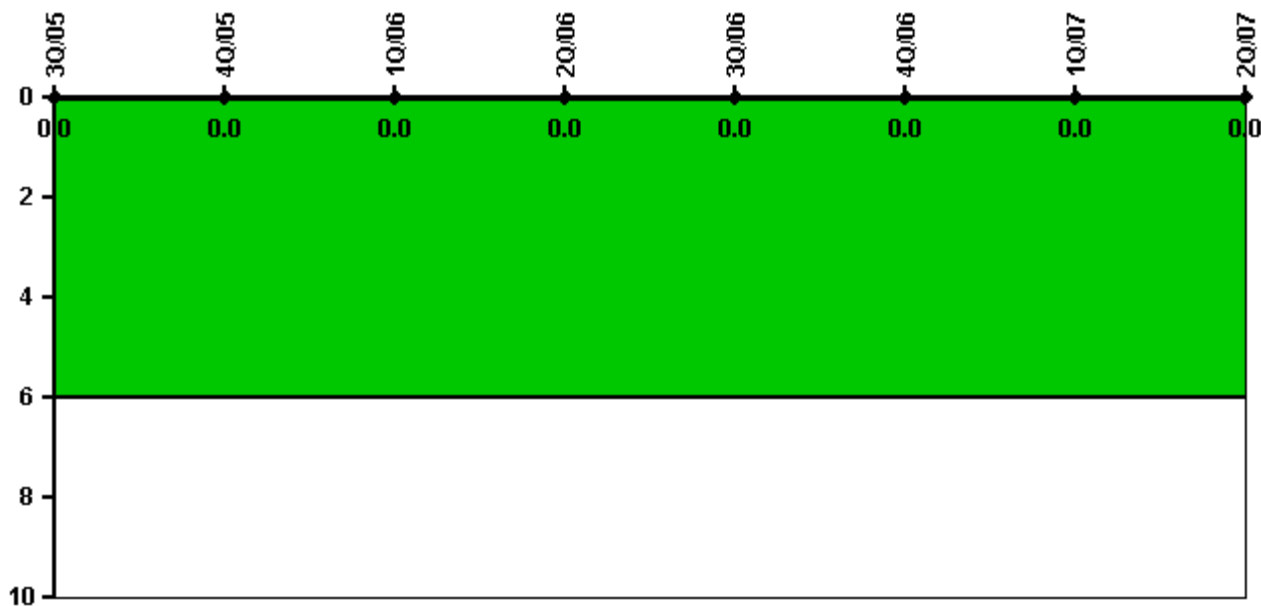
Thresholds: White > 2.0 Yellow > 10.0 Red > 20.0

Notes

Scrams with Loss of Normal Heat Removal	3Q/05	4Q/05	1Q/06	2Q/06	3Q/06	4Q/06	1Q/07	2Q/07
Scrams	0	0	0	0	0	0	0	1.0
Indicator value	2.0	1.0	1.0	1.0	1.0	1.0	1.0	1.0

Licensee Comments: none

Unplanned Power Changes per 7000 Critical Hrs



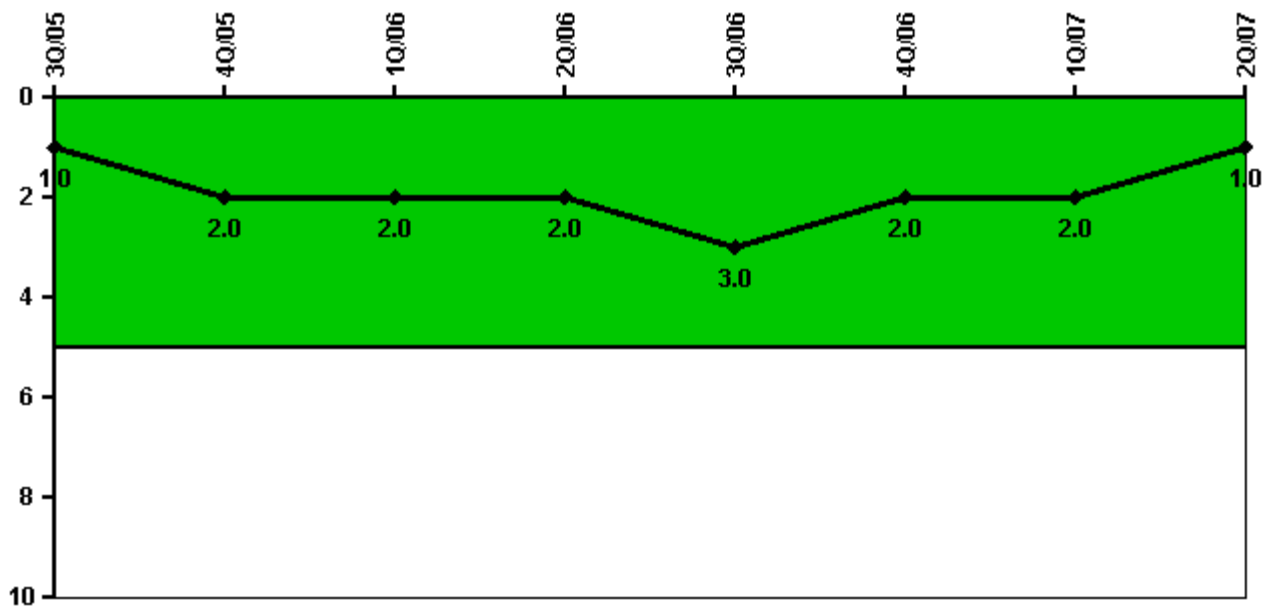
Thresholds: White > 6.0

Notes

Unplanned Power Changes per 7000 Critical Hrs	3Q/05	4Q/05	1Q/06	2Q/06	3Q/06	4Q/06	1Q/07	2Q/07
Unplanned power changes	0	0	0	0	0	0	0	0
Critical hours	2208.0	2209.0	59.3	1880.1	2208.0	2209.0	2159.0	1987.2
Indicator value	0	0	0	0	0	0	0	0

Licensee Comments: none

Safety System Functional Failures (PWR)



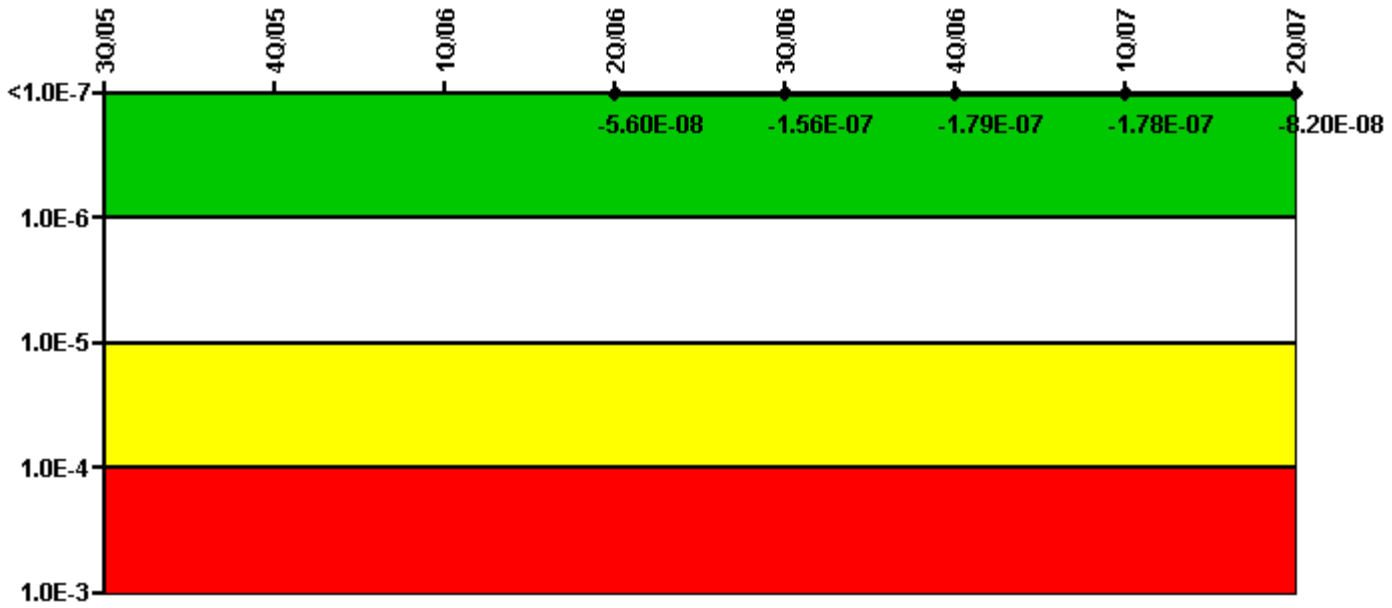
Thresholds: White > 5.0

Notes

Safety System Functional Failures (PWR)	3Q/05	4Q/05	1Q/06	2Q/06	3Q/06	4Q/06	1Q/07	2Q/07
Safety System Functional Failures	0	1	0	1	1	0	0	0
Indicator value	1	2	2	2	3	2	2	1

Licensee Comments: none

Mitigating Systems Performance Index, Emergency AC Power System



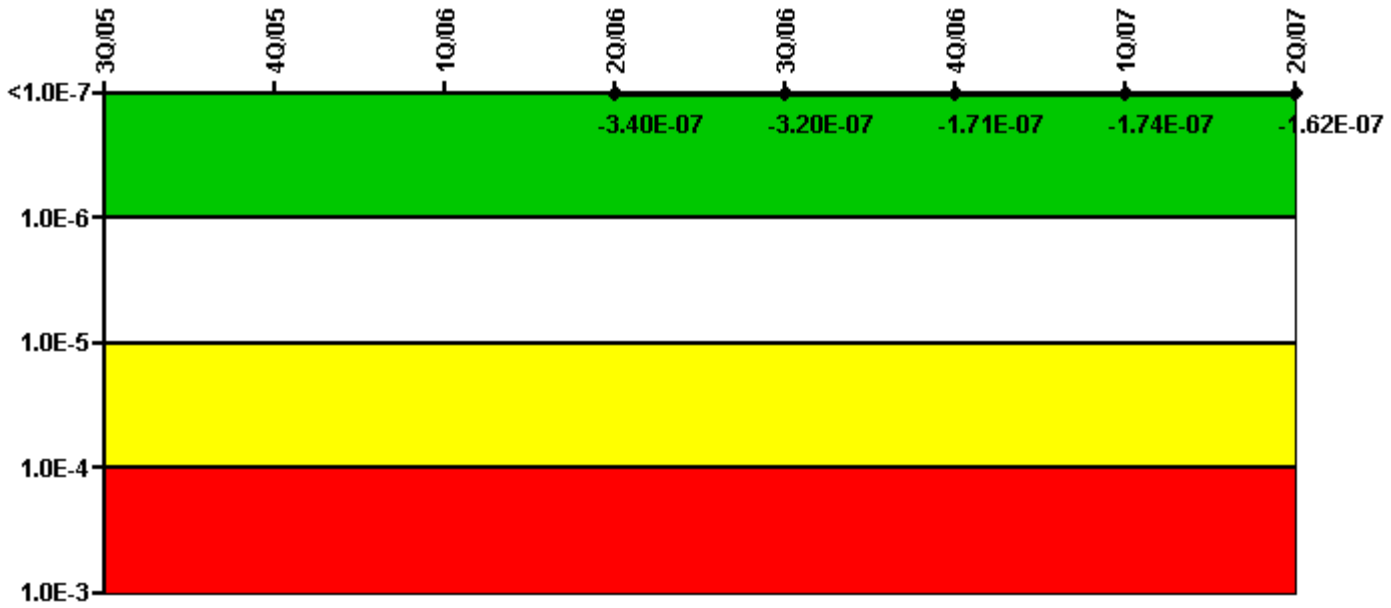
Thresholds: White > 1.00E-6 Yellow > 1.00E-5 Red > 1.00E-4

Notes

Mitigating Systems Performance Index, Emergency AC Power System	3Q/05	4Q/05	1Q/06	2Q/06	3Q/06	4Q/06	1Q/07	2Q/07
UAI (Δ CDF)				9.40E-08	1.40E-08	1.10E-09	-7.60E-09	2.80E-08
URI (Δ CDF)				-1.50E-07	-1.70E-07	-1.80E-07	-1.70E-07	-1.10E-07
PLE				NO	NO	NO	NO	NO
Indicator value				-5.60E-08	-1.56E-07	-1.79E-07	-1.78E-07	-8.20E-08

Licensee Comments: none

Mitigating Systems Performance Index, High Pressure Injection System



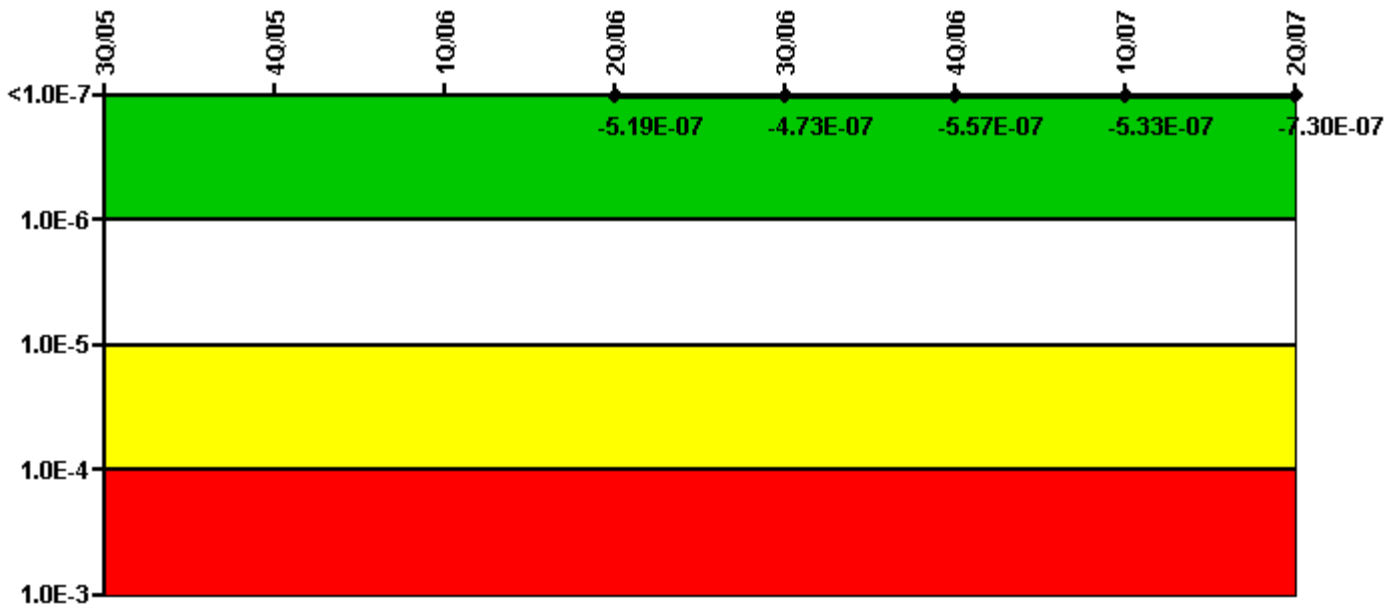
Thresholds: White > 1.00E-6 Yellow > 1.00E-5 Red > 1.00E-4

Notes

Mitigating Systems Performance Index, High Pressure Injection System	3Q/05	4Q/05	1Q/06	2Q/06	3Q/06	4Q/06	1Q/07	2Q/07
UAI (Δ CDF)				-1.60E-07	-1.30E-07	-7.10E-08	-7.40E-08	-6.20E-08
URI (Δ CDF)				-1.80E-07	-1.90E-07	-1.00E-07	-1.00E-07	-1.00E-07
PLE				NO	NO	NO	NO	NO
Indicator value				-3.40E-07	-3.20E-07	-1.71E-07	-1.74E-07	-1.62E-07

Licensee Comments: none

Mitigating Systems Performance Index, Heat Removal System



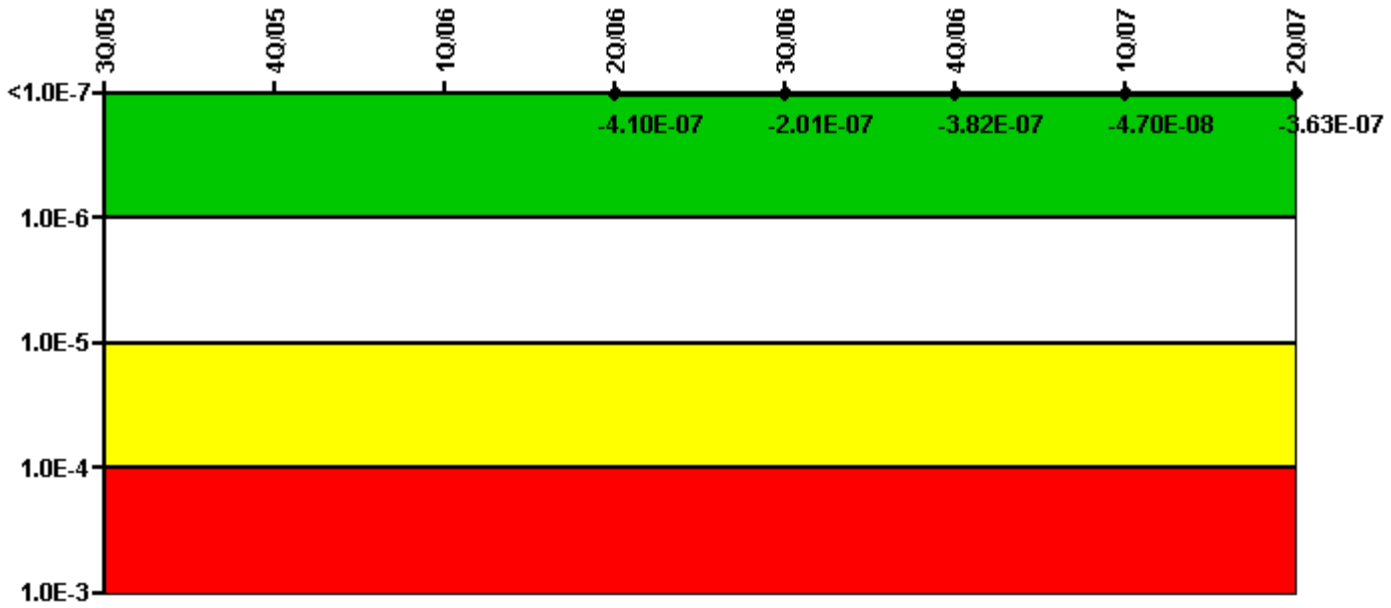
Thresholds: White > 1.00E-6 Yellow > 1.00E-5 Red > 1.00E-4

Notes

Mitigating Systems Performance Index, Heat Removal System	3Q/05	4Q/05	1Q/06	2Q/06	3Q/06	4Q/06	1Q/07	2Q/07
UAI (Δ CDF)				5.10E-08	7.00E-09	1.30E-08	2.70E-08	-2.20E-07
URI (Δ CDF)				-5.70E-07	-4.80E-07	-5.70E-07	-5.60E-07	-5.10E-07
PLE				NO	NO	NO	NO	NO
Indicator value				-5.19E-07	-4.73E-07	-5.57E-07	-5.33E-07	-7.30E-07

Licensee Comments: none

Mitigating Systems Performance Index, Residual Heat Removal System



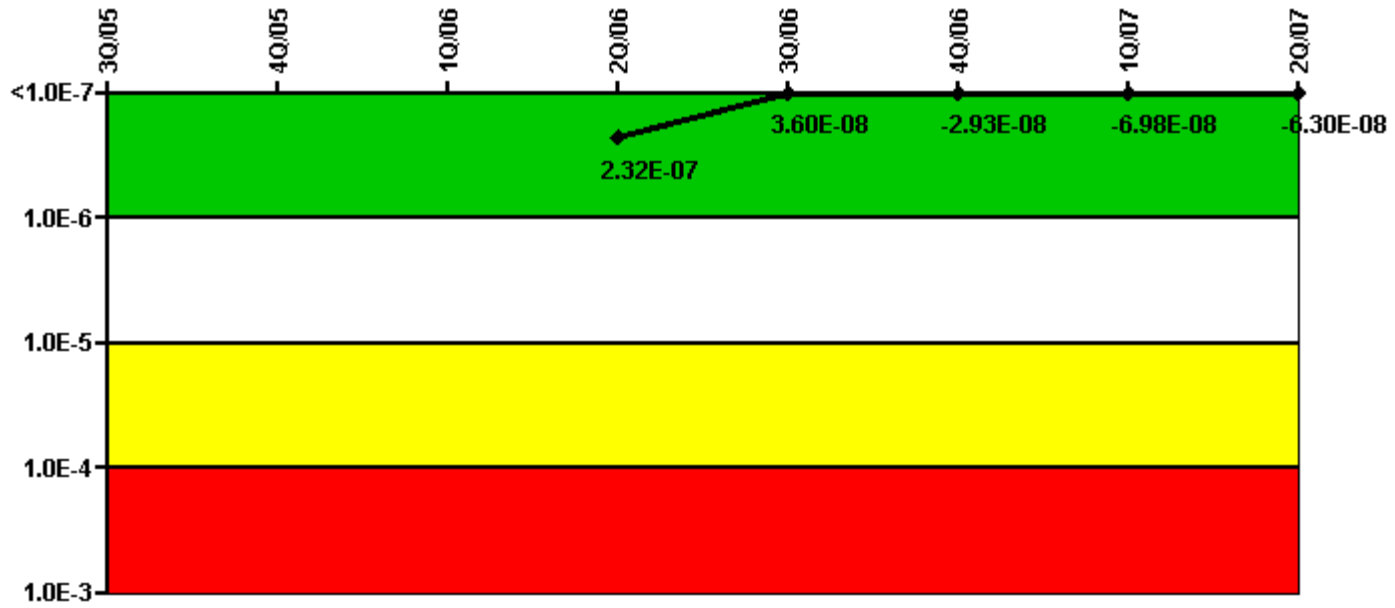
Thresholds: White > 1.00E-6 Yellow > 1.00E-5 Red > 1.00E-4

Notes

Mitigating Systems Performance Index, Residual Heat Removal System	3Q/05	4Q/05	1Q/06	2Q/06	3Q/06	4Q/06	1Q/07	2Q/07
UAI (Δ CDF)				-2.80E-07	-7.10E-08	-3.00E-07	3.60E-08	-2.80E-07
URI (Δ CDF)				-1.30E-07	-1.30E-07	-8.20E-08	-8.30E-08	-8.30E-08
PLE				NO	NO	NO	NO	NO
Indicator value				-4.10E-07	-2.01E-07	-3.82E-07	-4.70E-08	-3.63E-07

Licensee Comments: none

Mitigating Systems Performance Index, Cooling Water Systems



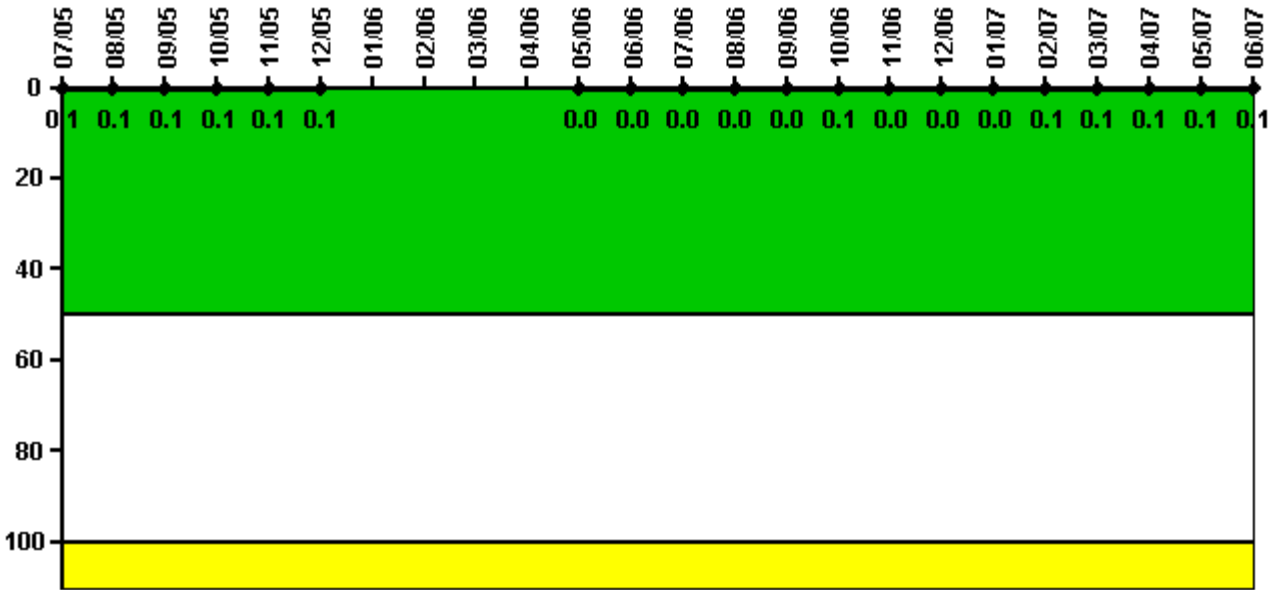
Thresholds: White > 1.00E-6 Yellow > 1.00E-5 Red > 1.00E-4

Notes

Mitigating Systems Performance Index, Cooling Water Systems	3Q/05	4Q/05	1Q/06	2Q/06	3Q/06	4Q/06	1Q/07	2Q/07
UAI (ΔCDF)				2.90E-07	9.60E-08	3.70E-09	9.20E-09	1.60E-08
URI (ΔCDF)				-5.80E-08	-6.00E-08	-3.30E-08	-7.90E-08	-7.90E-08
PLE				NO	NO	NO	NO	NO
Indicator value				2.32E-07	3.60E-08	-2.93E-08	-6.98E-08	-6.30E-08

Licensee Comments: none

Reactor Coolant System Activity



Thresholds: White > 50.0 Yellow > 100.0

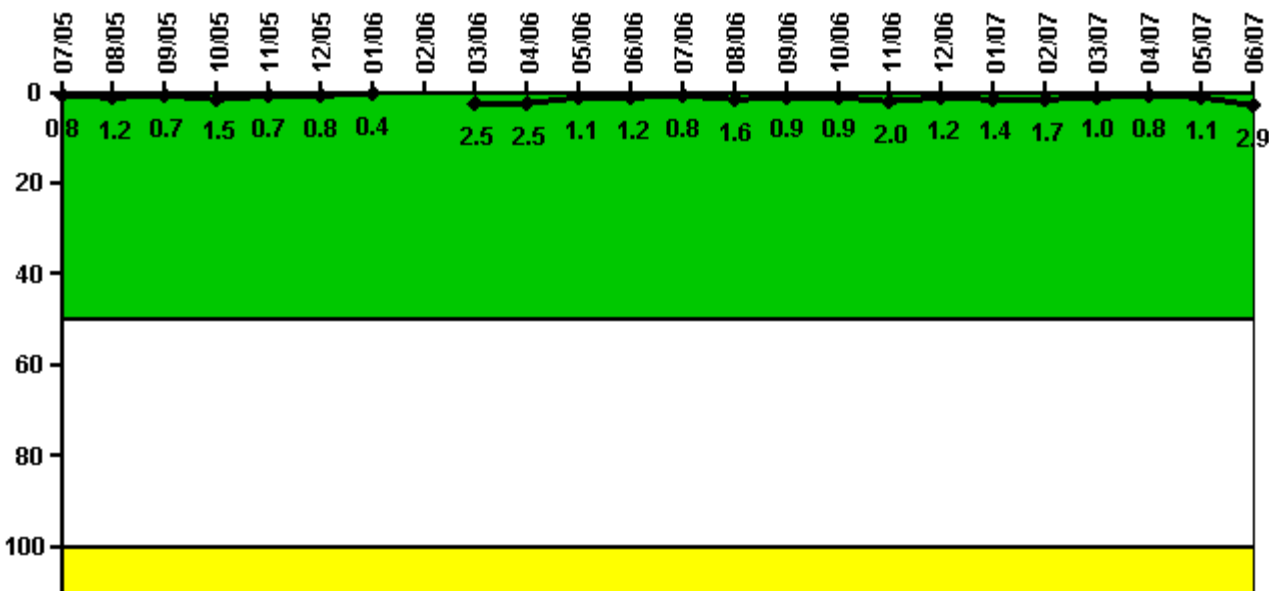
Notes

Reactor Coolant System Activity	7/05	8/05	9/05	10/05	11/05	12/05	1/06	2/06	3/06	4/06	5/06	6/06
Maximum activity	0.000862	0.001120	0.001090	0.001060	0.001220	0.001270	N/A	N/A	N/A	N/A	0.000207	0.000335
Technical specification limit	1.0	1.0	1.0	1.0	1.0	1.0	1.0	1.0	1.0	1.0	1.0	1.0
Indicator value	0.1	0.1	0.1	0.1	0.1	0.1	N/A	N/A	N/A	N/A	0	0

Reactor Coolant System Activity	7/06	8/06	9/06	10/06	11/06	12/06	1/07	2/07	3/07	4/07	5/07	6/07
Maximum activity	0.000333	0.000261	0.000409	0.000519	0.000449	0.000454	0.000446	0.001120	0.000620	0.000564	0.000901	0.000532
Technical specification limit	1.0	1.0	1.0	1.0	1.0	1.0	1.0	1.0	1.0	1.0	1.0	1.0
Indicator value	0	0	0	0.1	0	0	0	0.1	0.1	0.1	0.1	0.1

Licensee Comments: none

Reactor Coolant System Leakage



Thresholds: White > 50.0 Yellow > 100.0

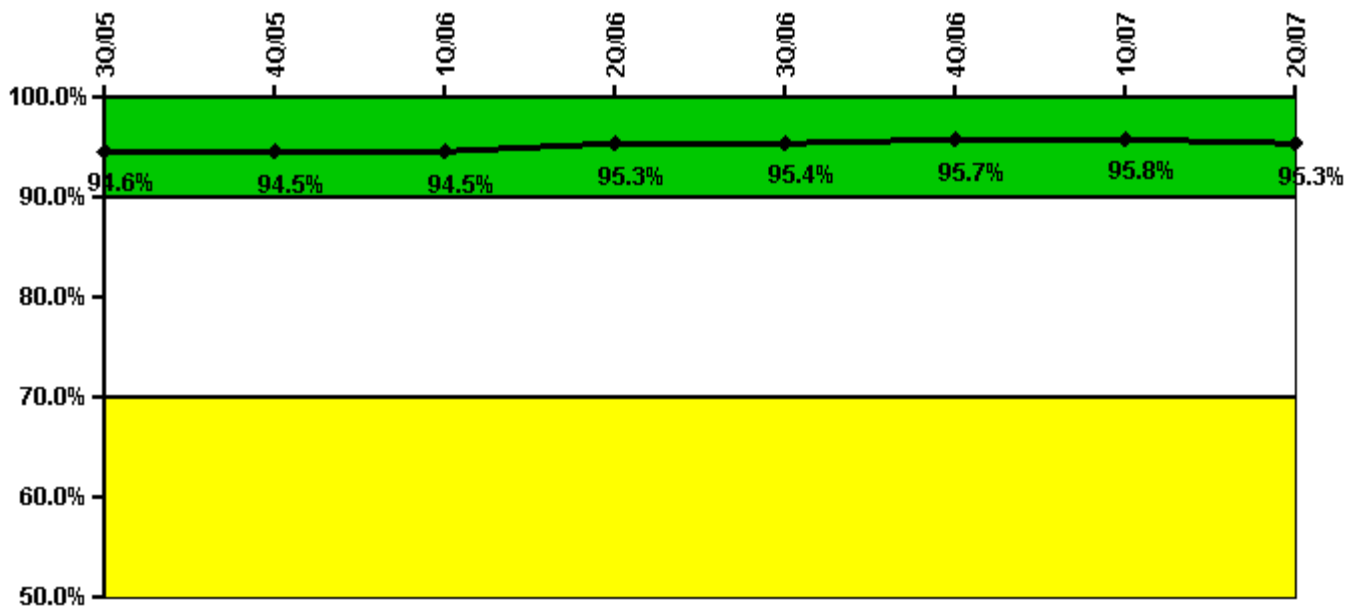
Notes

Reactor Coolant System Leakage	7/05	8/05	9/05	10/05	11/05	12/05	1/06	2/06	3/06	4/06	5/06	6/06
Maximum leakage	0.080	0.120	0.070	0.150	0.070	0.080	0.040	N/A	0.250	0.250	0.110	0.120
Technical specification limit	10.0	10.0	10.0	10.0	10.0	10.0	10.0	10.0	10.0	10.0	10.0	10.0
Indicator value	0.8	1.2	0.7	1.5	0.7	0.8	0.4	N/A	2.5	2.5	1.1	1.2

Reactor Coolant System Leakage	7/06	8/06	9/06	10/06	11/06	12/06	1/07	2/07	3/07	4/07	5/07	6/07
Maximum leakage	0.080	0.160	0.090	0.090	0.200	0.120	0.140	0.170	0.100	0.080	0.110	0.290
Technical specification limit	10.0	10.0	10.0	10.0	10.0	10.0	10.0	10.0	10.0	10.0	10.0	10.0
Indicator value	0.8	1.6	0.9	0.9	2.0	1.2	1.4	1.7	1.0	0.8	1.1	2.9

Licensee Comments: none

Drill/Exercise Performance



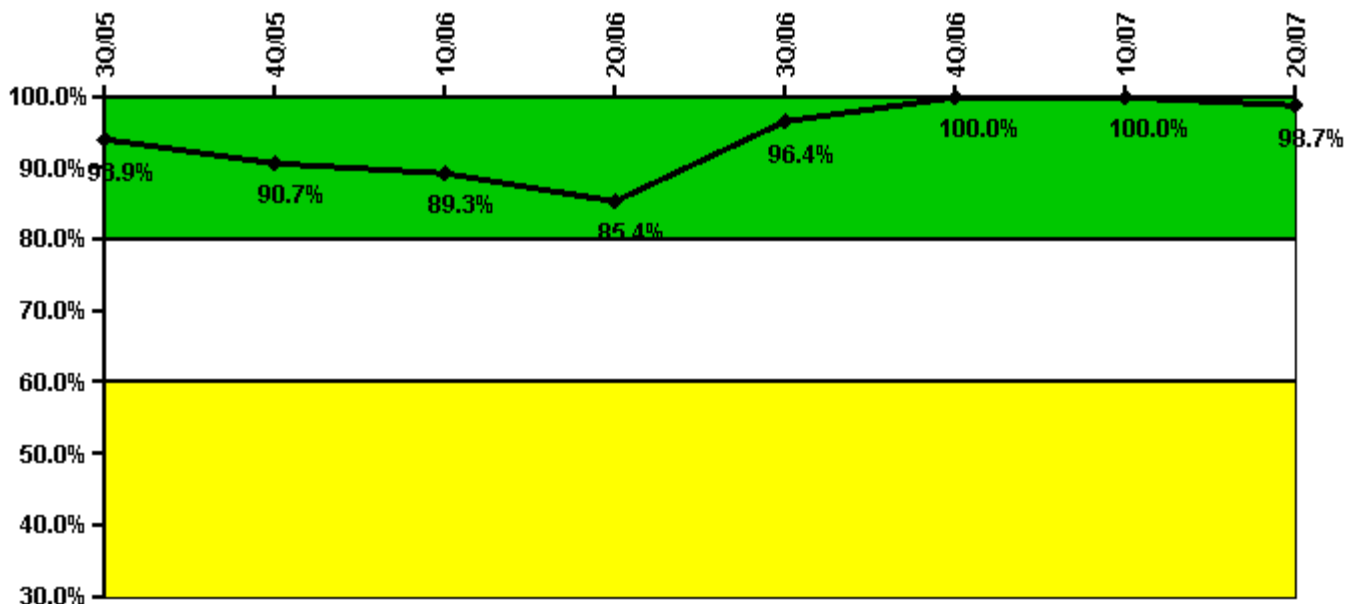
Thresholds: White < 90.0% Yellow < 70.0%

Notes

Drill/Exercise Performance	3Q/05	4Q/05	1Q/06	2Q/06	3Q/06	4Q/06	1Q/07	2Q/07
Successful opportunities	32.0	8.0	0	6.0	44.0	51.0	12.0	8.0
Total opportunities	33.0	8.0	0	7.0	46.0	53.0	13.0	9.0
Indicator value	94.6%	94.5%	94.5%	95.3%	95.4%	95.7%	95.8%	95.3%

Licensee Comments: none

ERO Drill Participation



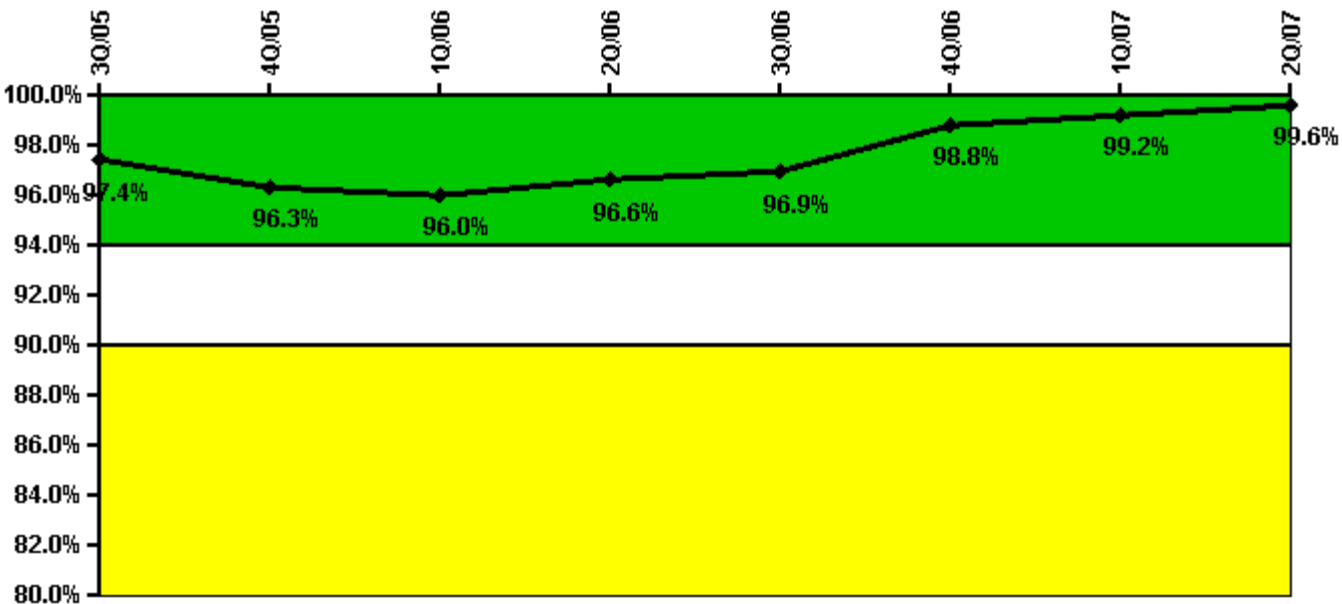
Thresholds: White < 80.0% Yellow < 60.0%

Notes

ERO Drill Participation	3Q/05	4Q/05	1Q/06	2Q/06	3Q/06	4Q/06	1Q/07	2Q/07
Participating Key personnel	77.0	78.0	75.0	70.0	80.0	80.0	80.0	78.0
Total Key personnel	82.0	86.0	84.0	82.0	83.0	80.0	80.0	79.0
Indicator value	93.9%	90.7%	89.3%	85.4%	96.4%	100.0%	100.0%	98.7%

Licensee Comments: none

Alert & Notification System



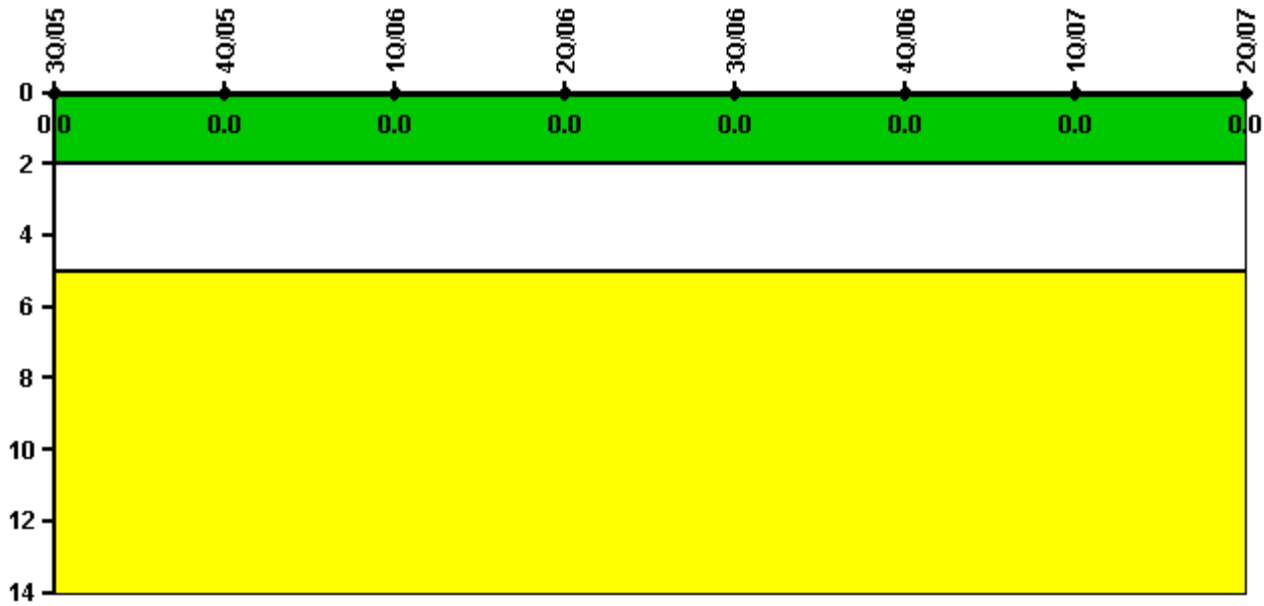
Thresholds: White < 94.0% Yellow < 90.0%

Notes

Alert & Notification System	3Q/05	4Q/05	1Q/06	2Q/06	3Q/06	4Q/06	1Q/07	2Q/07
Successful siren-tests	330	408	379	384	342	493	353	407
Total sirens-tests	336	437	390	391	343	494	357	408
Indicator value	97.4%	96.3%	96.0%	96.6%	96.9%	98.8%	99.2%	99.6%

Licensee Comments: none

Occupational Exposure Control Effectiveness



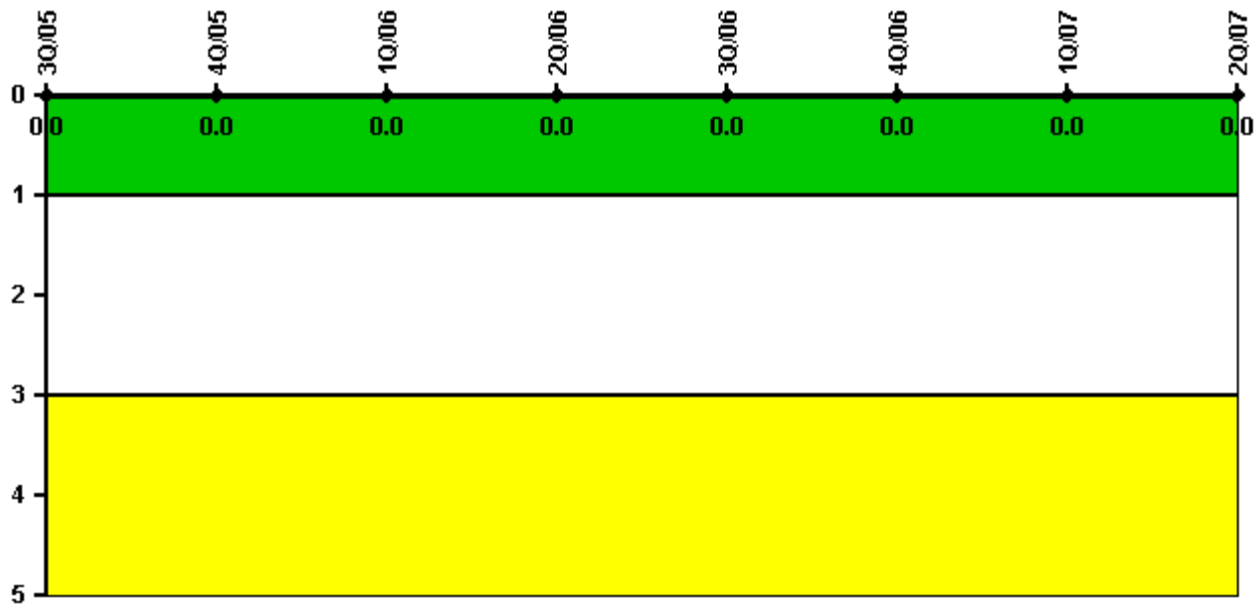
Thresholds: White > 2.0 Yellow > 5.0

Notes

Occupational Exposure Control Effectiveness	3Q/05	4Q/05	1Q/06	2Q/06	3Q/06	4Q/06	1Q/07	2Q/07
High radiation area occurrences	0	0	0	0	0	0	0	0
Very high radiation area occurrences	0	0	0	0	0	0	0	0
Unintended exposure occurrences	0	0	0	0	0	0	0	0
Indicator value	0	0	0	0	0	0	0	0

Licensee Comments: none

RETS/ODCM Radiological Effluent



Thresholds: White > 1.0 Yellow > 3.0

Notes

RETS/ODCM Radiological Effluent	3Q/05	4Q/05	1Q/06	2Q/06	3Q/06	4Q/06	1Q/07	2Q/07
RETS/ODCM occurrences	0	0	0	0	0	0	0	0
Indicator value	0	0	0	0	0	0	0	0

Licensee Comments: none

[Physical Protection](#) information not publicly available.

▲ [Action Matrix Summary](#) | [Inspection Findings Summary](#) | [PI Summary](#) | [Reactor Oversight Process](#)

Last Modified: August 6, 2007