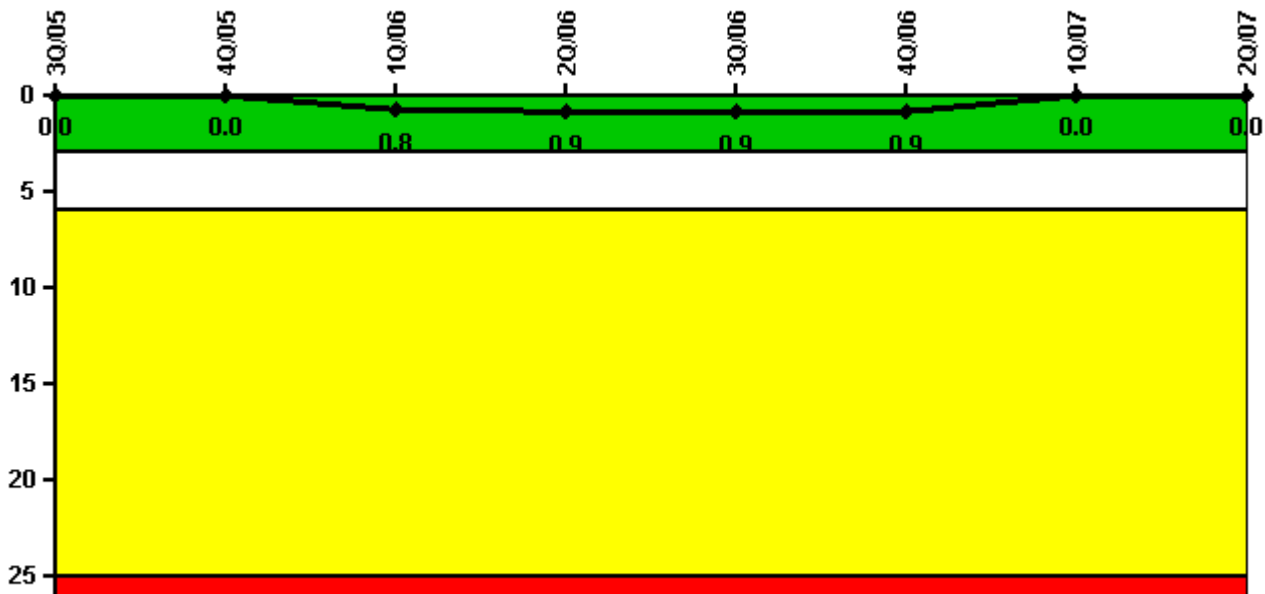


# Nine Mile Point 2

## 2Q/2007 Performance Indicators

Licensee's General Comments: none

### Unplanned Scrams per 7000 Critical Hrs



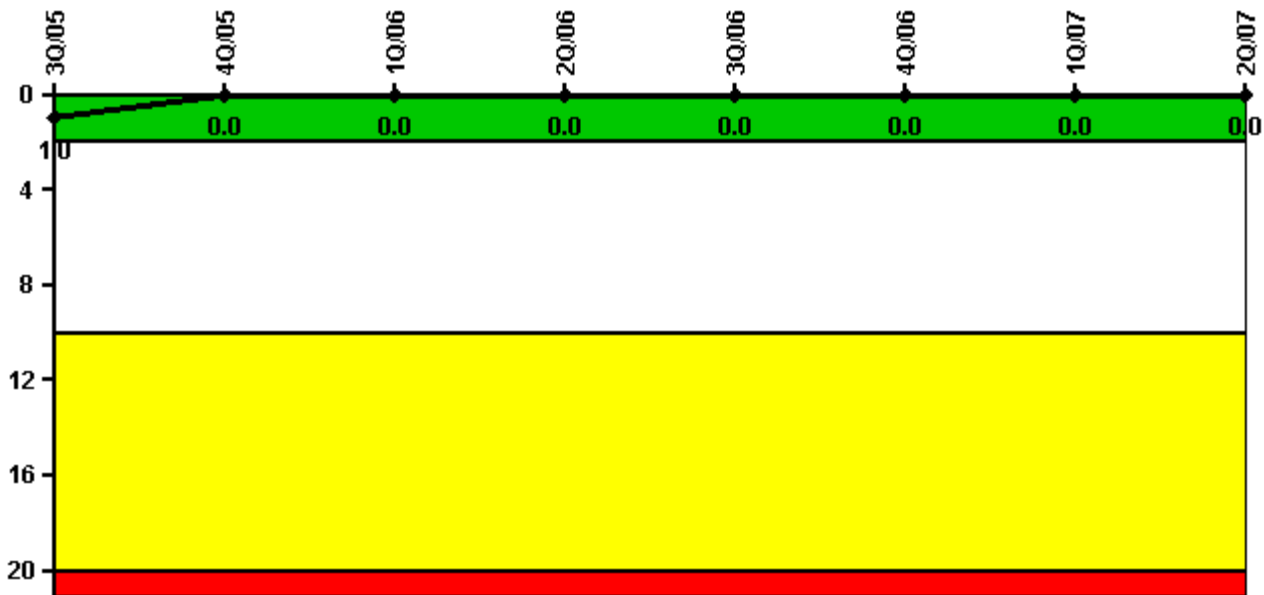
Thresholds: White > 3.0 Yellow > 6.0 Red > 25.0

### Notes

Unplanned Scrams per 7000 Critical Hrs	3Q/05	4Q/05	1Q/06	2Q/06	3Q/06	4Q/06	1Q/07	2Q/07
Unplanned scrams	0	0	1.0	0	0	0	0	0
Critical hours	2208.0	2209.0	1829.2	1893.0	2208.0	2209.0	2022.0	2184.0
Indicator value	0	0	0.8	0.9	0.9	0.9	0	0

Licensee Comments: none

## Scrams with Loss of Normal Heat Removal



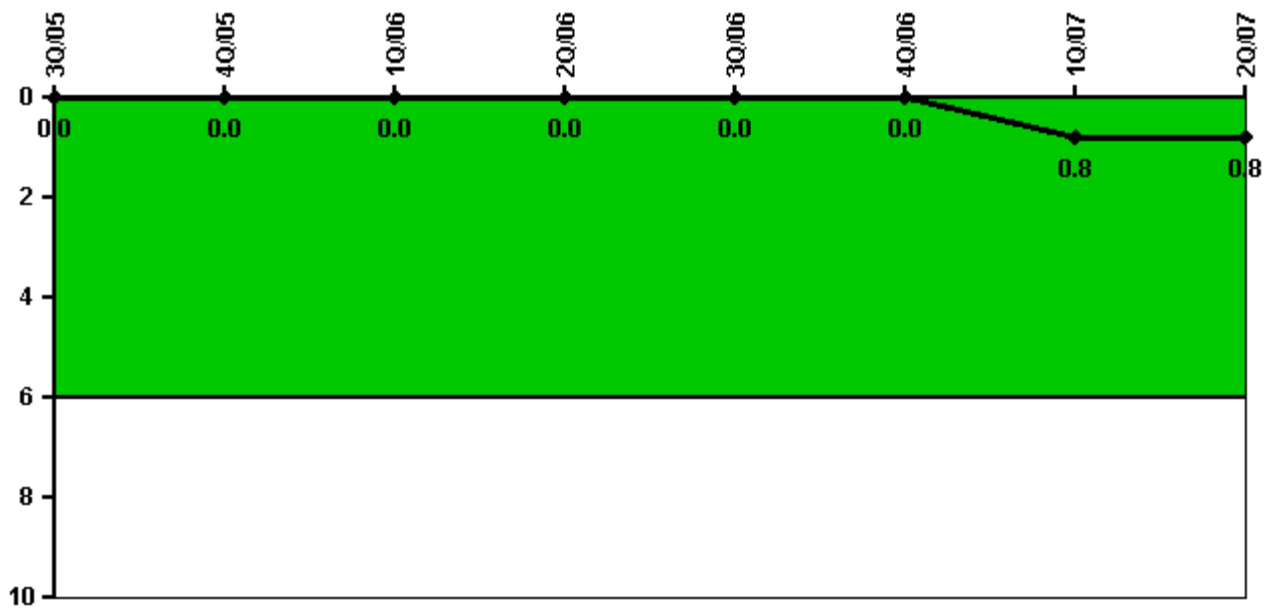
Thresholds: White > 2.0 Yellow > 10.0 Red > 20.0

### Notes

Scrams with Loss of Normal Heat Removal	3Q/05	4Q/05	1Q/06	2Q/06	3Q/06	4Q/06	1Q/07	2Q/07
Scrams	0	0	0	0	0	0	0	0
Indicator value	1.0	0	0	0	0	0	0	0

Licensee Comments: none

## Unplanned Power Changes per 7000 Critical Hrs



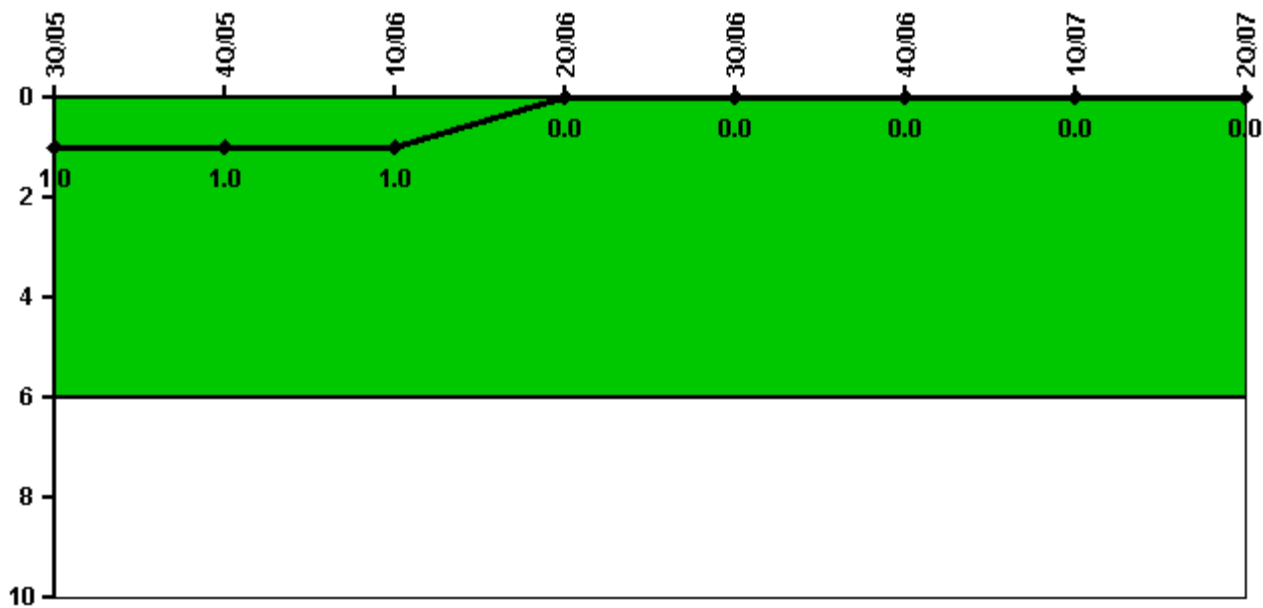
Thresholds: White > 6.0

### Notes

Unplanned Power Changes per 7000 Critical Hrs	3Q/05	4Q/05	1Q/06	2Q/06	3Q/06	4Q/06	1Q/07	2Q/07
Unplanned power changes	0	0	0	0	0	0	1.0	0
Critical hours	2208.0	2209.0	1829.2	1893.0	2208.0	2209.0	2022.0	2184.0
Indicator value	0	0	0	0	0	0	0.8	0.8

Licensee Comments: none

# Safety System Functional Failures (BWR)



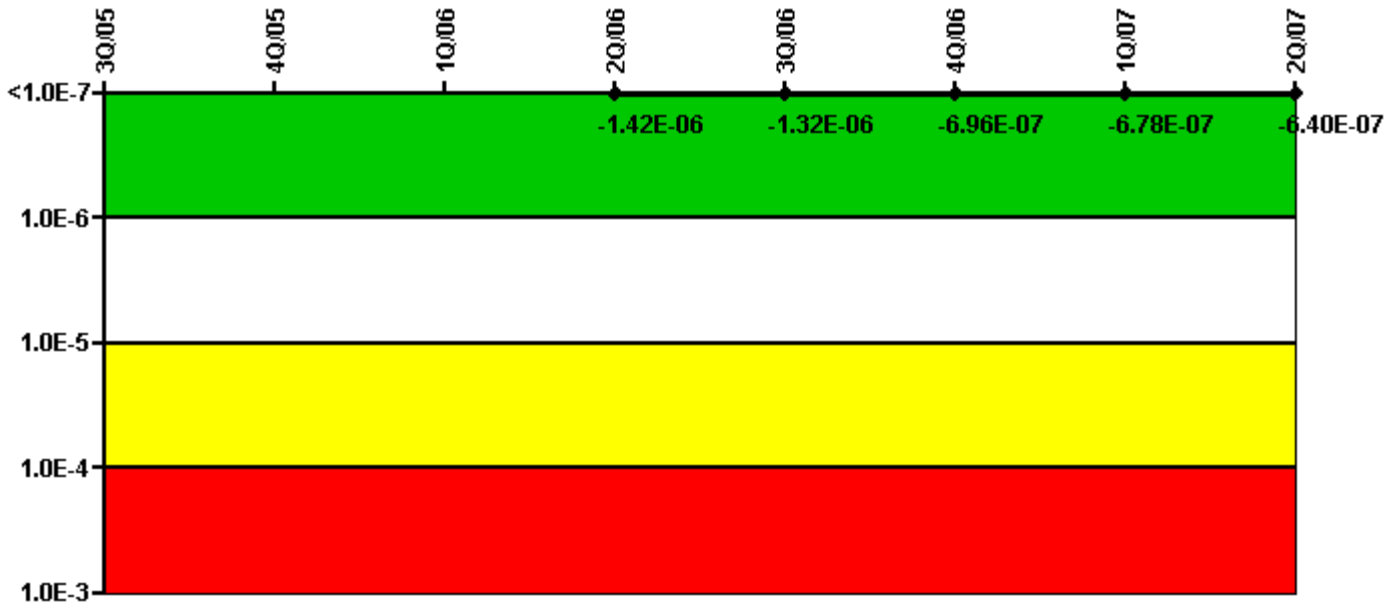
Thresholds: White > 6.0

## Notes

Safety System Functional Failures (BWR)	3Q/05	4Q/05	1Q/06	2Q/06	3Q/06	4Q/06	1Q/07	2Q/07
Safety System Functional Failures	0	0	0	0	0	0	0	0
Indicator value	1	1	1	0	0	0	0	0

Licensee Comments: none

# Mitigating Systems Performance Index, Emergency AC Power System



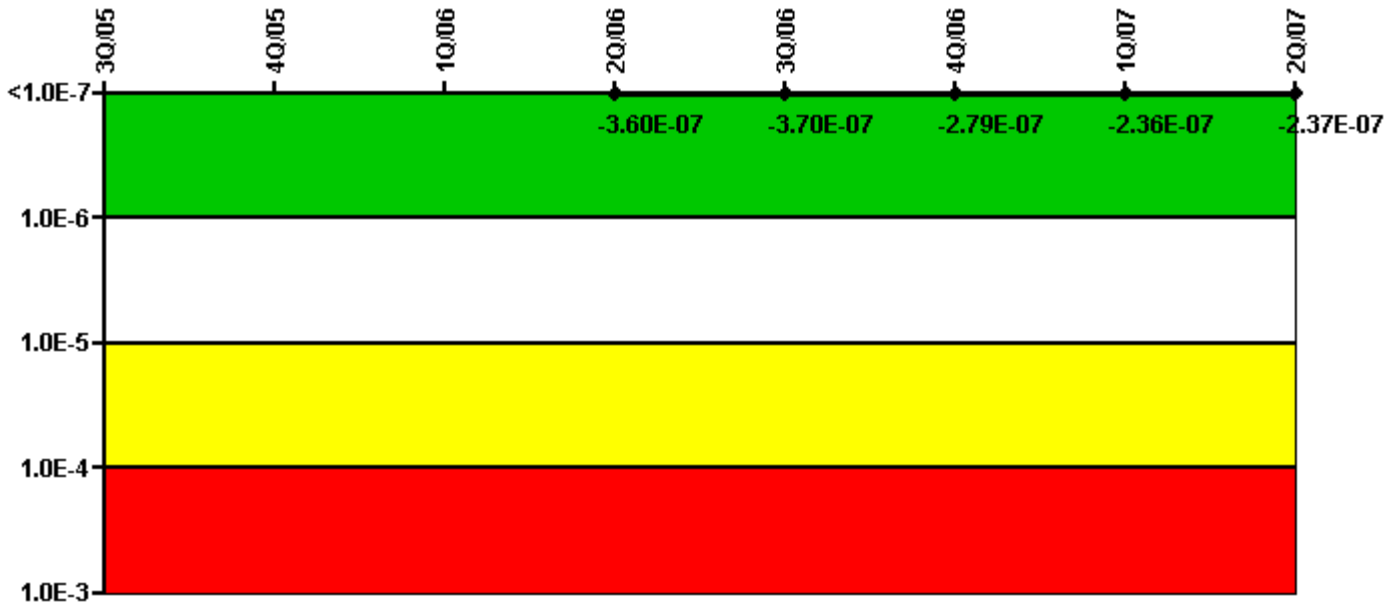
Thresholds: White > 1.00E-6 Yellow > 1.00E-5 Red > 1.00E-4

## Notes

Mitigating Systems Performance Index, Emergency AC Power System	3Q/05	4Q/05	1Q/06	2Q/06	3Q/06	4Q/06	1Q/07	2Q/07
UAI ( $\Delta$ CDF)				-1.20E-07	-1.20E-07	-5.60E-08	-5.80E-08	-7.00E-08
URI ( $\Delta$ CDF)				-1.30E-06	-1.20E-06	-6.40E-07	-6.20E-07	-5.70E-07
PLE				NO	NO	NO	NO	NO
Indicator value				-1.42E-06	-1.32E-06	-6.96E-07	-6.78E-07	-6.40E-07

Licensee Comments: none

# Mitigating Systems Performance Index, High Pressure Injection System



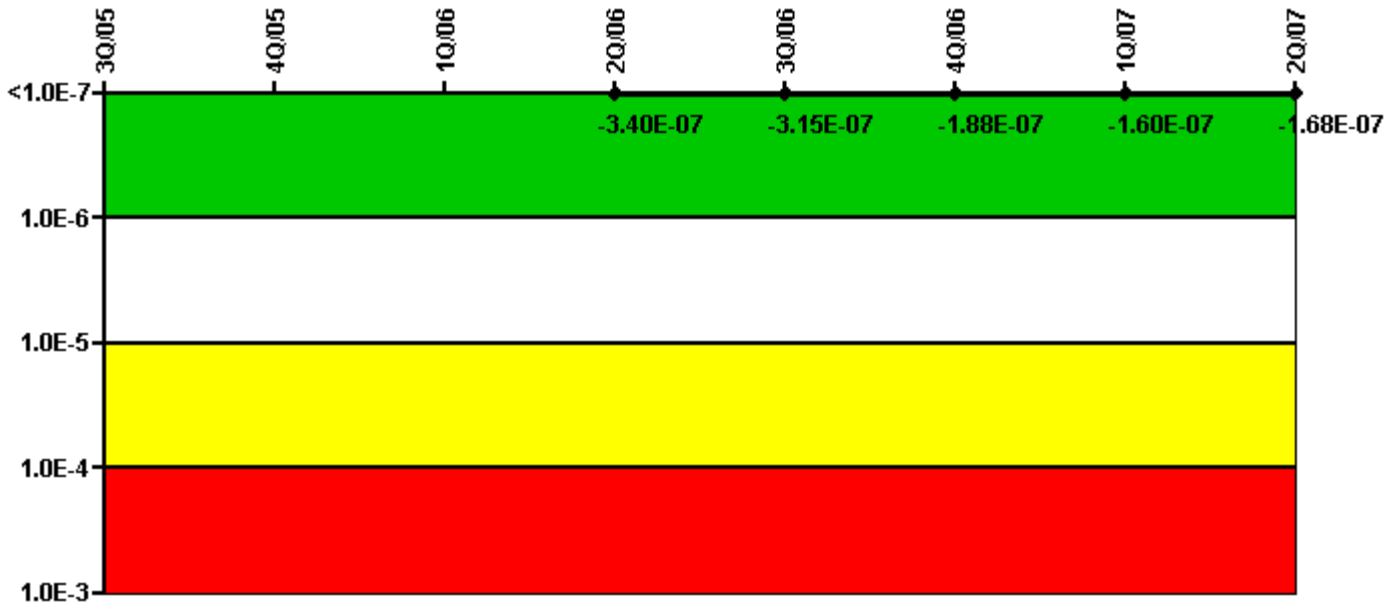
Thresholds: White > 1.00E-6 Yellow > 1.00E-5 Red > 1.00E-4

## Notes

Mitigating Systems Performance Index, High Pressure Injection System	3Q/05	4Q/05	1Q/06	2Q/06	3Q/06	4Q/06	1Q/07	2Q/07
UAI ( $\Delta$ CDF)				-1.10E-07	-1.20E-07	-7.90E-08	-4.60E-08	-5.70E-08
URI ( $\Delta$ CDF)				-2.50E-07	-2.50E-07	-2.00E-07	-1.90E-07	-1.80E-07
PLE				NO	NO	NO	NO	NO
Indicator value				-3.60E-07	-3.70E-07	-2.79E-07	-2.36E-07	-2.37E-07

Licensee Comments: none

# Mitigating Systems Performance Index, Heat Removal System



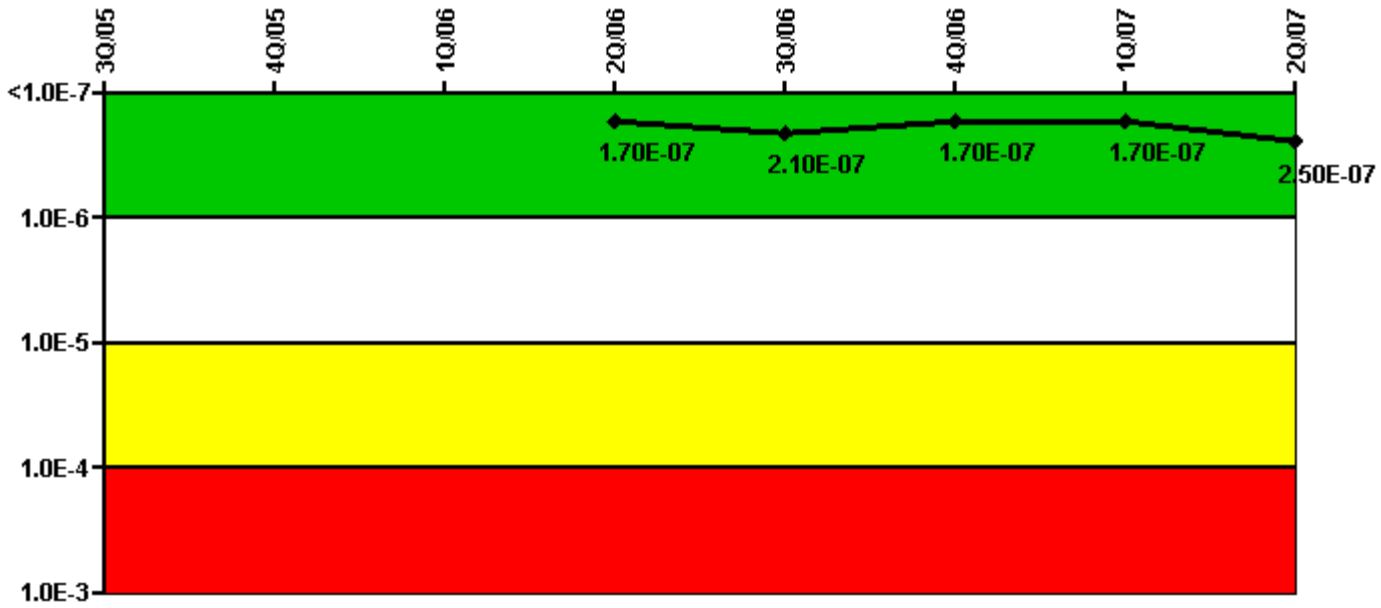
Thresholds: White > 1.00E-6 Yellow > 1.00E-5 Red > 1.00E-4

## Notes

Mitigating Systems Performance Index, Heat Removal System	3Q/05	4Q/05	1Q/06	2Q/06	3Q/06	4Q/06	1Q/07	2Q/07
UAI ( $\Delta$ CDF)				-1.10E-07	-9.50E-08	-6.80E-08	-4.00E-08	-5.80E-08
URI ( $\Delta$ CDF)				-2.30E-07	-2.20E-07	-1.20E-07	-1.20E-07	-1.10E-07
PLE				NO	NO	NO	NO	NO
Indicator value				-3.40E-07	-3.15E-07	-1.88E-07	-1.60E-07	-1.68E-07

Licensee Comments: none

# Mitigating Systems Performance Index, Residual Heat Removal System



Thresholds: White > 1.00E-6 Yellow > 1.00E-5 Red > 1.00E-4

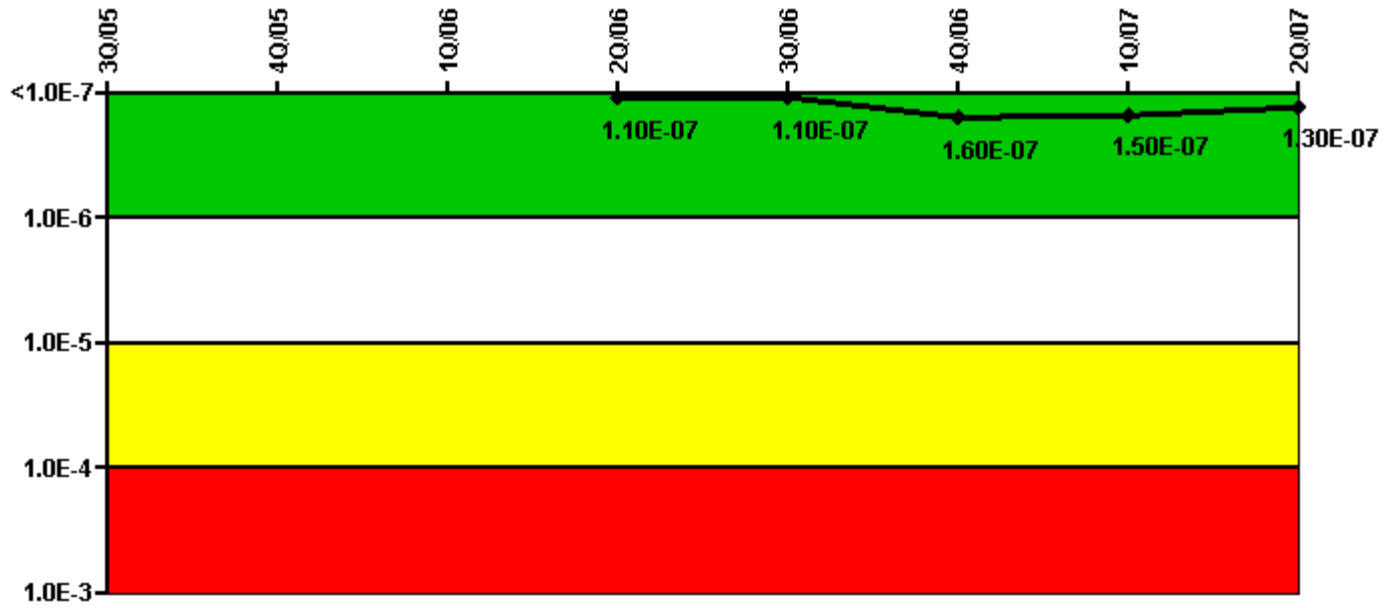
## Notes

Mitigating Systems Performance Index, Residual Heat Removal System	3Q/05	4Q/05	1Q/06	2Q/06	3Q/06	4Q/06	1Q/07	2Q/07
UAI (ΔCDF)				-1.80E-07	-1.60E-07	-1.50E-07	-1.50E-07	-1.50E-07
URI (ΔCDF)				3.50E-07	3.70E-07	3.20E-07	3.20E-07	4.00E-07
PLE				NO	NO	NO	NO	NO
Indicator value				1.70E-07	2.10E-07	1.70E-07	1.70E-07	2.50E-07

Licensee Comments: none



# Mitigating Systems Performance Index, Cooling Water Systems



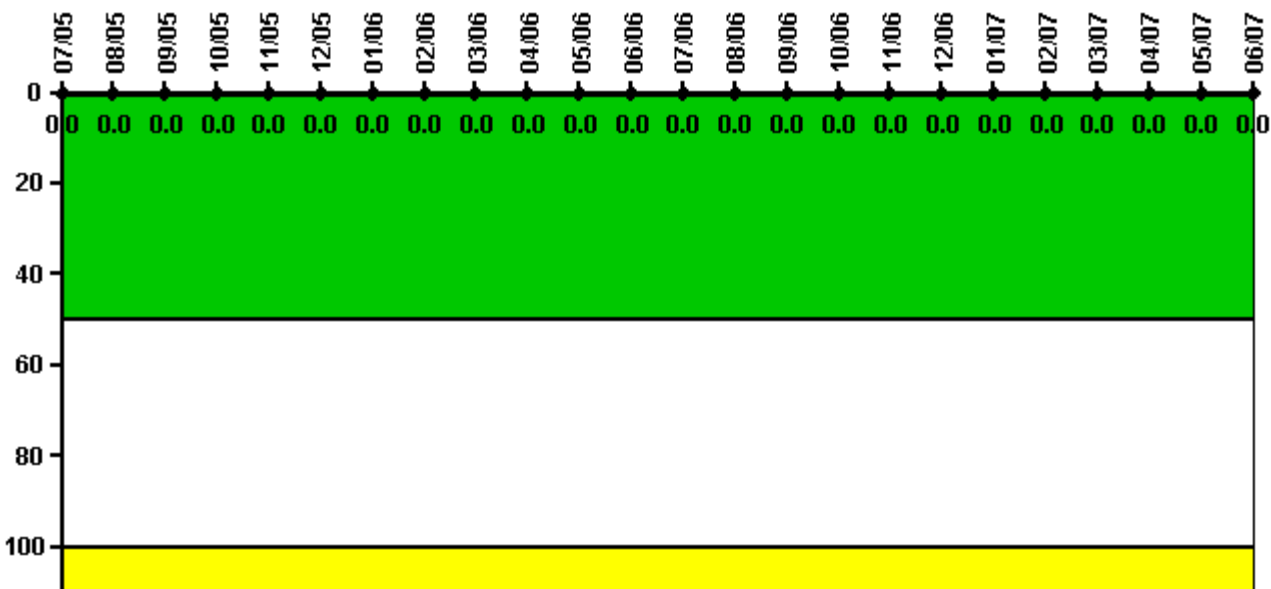
Thresholds: White > 1.00E-6 Yellow > 1.00E-5 Red > 1.00E-4

## Notes

Mitigating Systems Performance Index, Cooling Water Systems	3Q/05	4Q/05	1Q/06	2Q/06	3Q/06	4Q/06	1Q/07	2Q/07
UAI (ΔCDF)				2.10E-07	2.10E-07	2.80E-07	2.70E-07	2.40E-07
URI (ΔCDF)				-1.00E-07	-1.00E-07	-1.20E-07	-1.20E-07	-1.10E-07
PLE				NO	NO	NO	NO	NO
Indicator value				1.10E-07	1.10E-07	1.60E-07	1.50E-07	1.30E-07

Licensee Comments: none

# Reactor Coolant System Activity



Thresholds: White > 50.0 Yellow > 100.0

## Notes

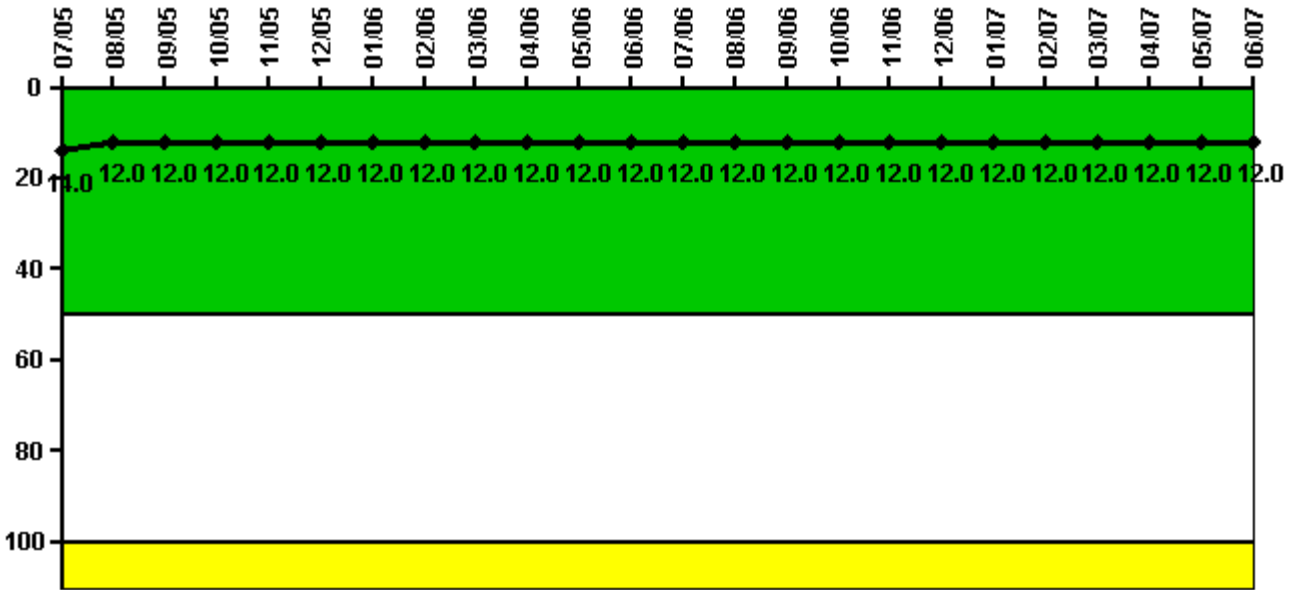
Reactor Coolant System Activity	7/05	8/05	9/05	10/05	11/05	12/05	1/06	2/06	3/06	4/06	5/06	6/06
Maximum activity	0.000007	0.000007	0.000006	0.000010	0.000009	0.000013	0.000015	0.000014	0.000016	0.000003	0.000005	0.000004
Technical specification limit	0.2	0.2	0.2	0.2	0.2	0.2	0.2	0.2	0.2	0.2	0.2	0.2
Indicator value	0	0	0	0	0	0	0	0	0	0	0	0

Reactor Coolant System Activity	7/06	8/06	9/06	10/06	11/06	12/06	1/07	2/07	3/07	4/07	5/07	6/07
Maximum activity	0.000007	0.000003	0.000006	0.000004	0.000006	0.000004	0.000003	0.000005	0.000004	0.000004	0.000005	0.000005
Technical specification limit	0.2	0.2	0.2	0.2	0.2	0.2	0.2	0.2	0.2	0.2	0.2	0.2
Indicator value	0	0	0	0	0	0	0	0	0	0	0	0

Licensee Comments: none

# Reactor Coolant System Leakage



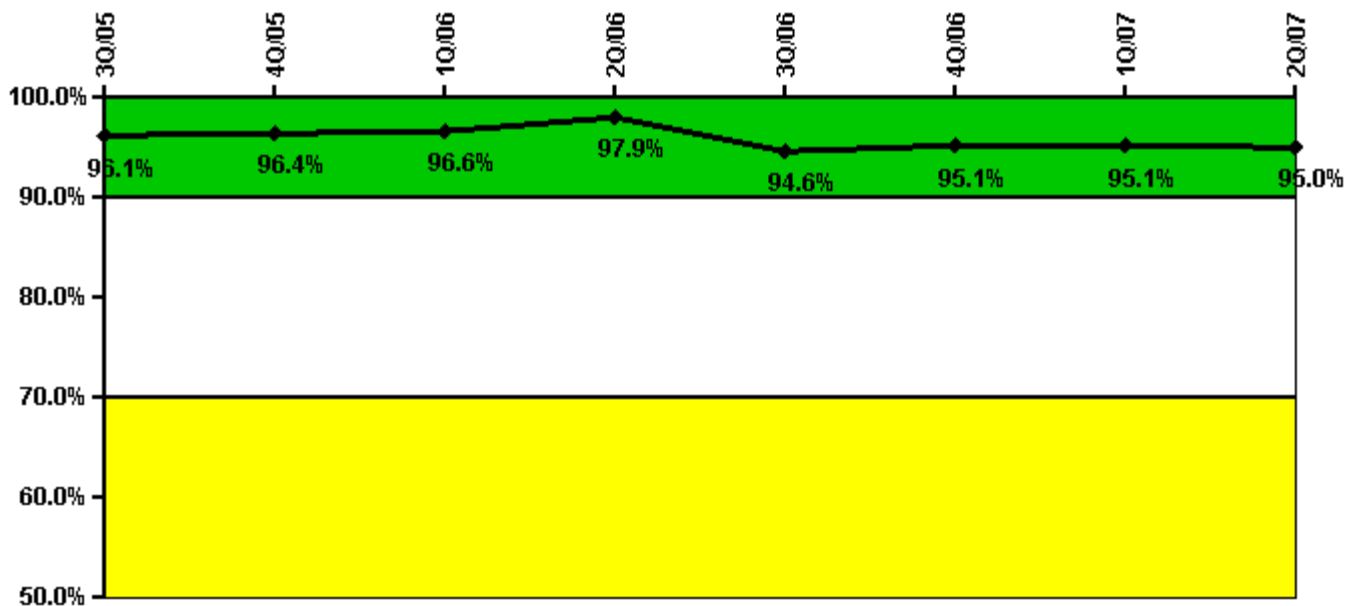
Thresholds: White > 50.0 Yellow > 100.0

## Notes

<b>Reactor Coolant System Leakage</b>	<b>7/05</b>	<b>8/05</b>	<b>9/05</b>	<b>10/05</b>	<b>11/05</b>	<b>12/05</b>	<b>1/06</b>	<b>2/06</b>	<b>3/06</b>	<b>4/06</b>	<b>5/06</b>	<b>6/06</b>
Maximum leakage	3.500	3.000	3.000	3.000	3.000	3.000	3.000	3.000	3.000	3.000	3.000	3.000
Technical specification limit	25.0	25.0	25.0	25.0	25.0	25.0	25.0	25.0	25.0	25.0	25.0	25.0
<b>Indicator value</b>	<b>14.0</b>	<b>12.0</b>	<b>12.0</b>	<b>12.0</b>	<b>12.0</b>	<b>12.0</b>	<b>12.0</b>	<b>12.0</b>	<b>12.0</b>	<b>12.0</b>	<b>12.0</b>	<b>12.0</b>
<b>Reactor Coolant System Leakage</b>	<b>7/06</b>	<b>8/06</b>	<b>9/06</b>	<b>10/06</b>	<b>11/06</b>	<b>12/06</b>	<b>1/07</b>	<b>2/07</b>	<b>3/07</b>	<b>4/07</b>	<b>5/07</b>	<b>6/07</b>
Maximum leakage	3.000	3.000	3.000	3.000	3.000	3.000	3.000	3.000	3.000	3.000	3.000	3.000
Technical specification limit	25.0	25.0	25.0	25.0	25.0	25.0	25.0	25.0	25.0	25.0	25.0	25.0
<b>Indicator value</b>	<b>12.0</b>	<b>12.0</b>	<b>12.0</b>	<b>12.0</b>	<b>12.0</b>	<b>12.0</b>	<b>12.0</b>	<b>12.0</b>	<b>12.0</b>	<b>12.0</b>	<b>12.0</b>	<b>12.0</b>

Licensee Comments: none

## Drill/Exercise Performance



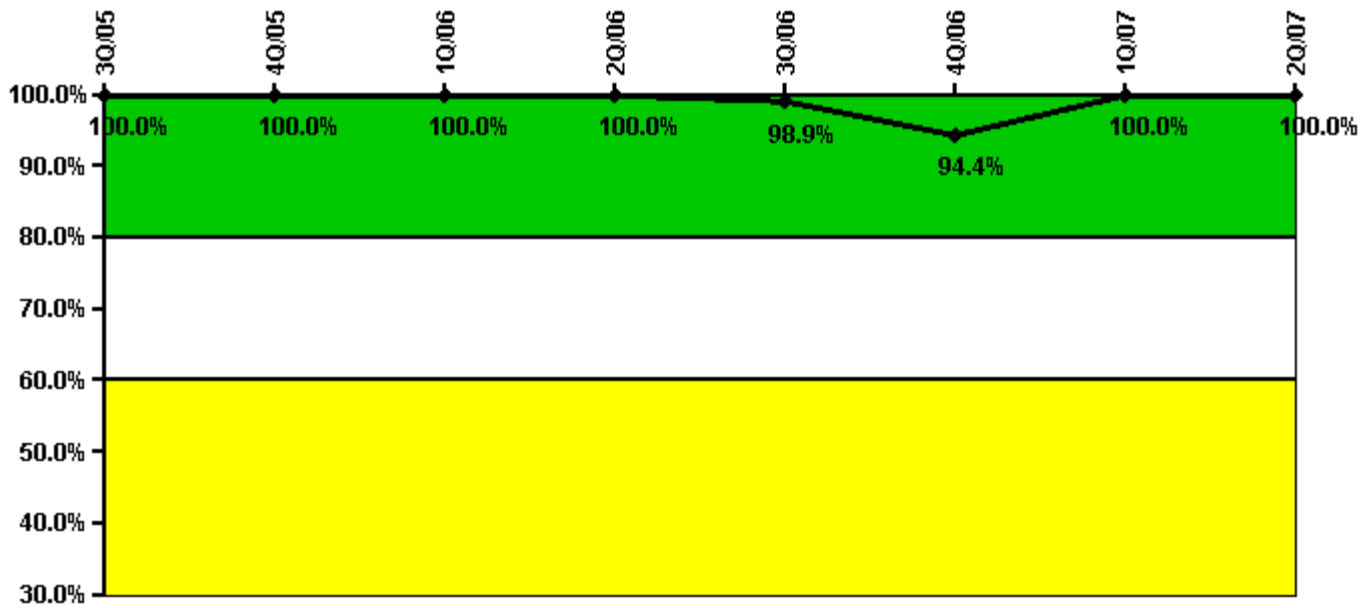
**Thresholds: White < 90.0% Yellow < 70.0%**

### Notes

Drill/Exercise Performance	3Q/05	4Q/05	1Q/06	2Q/06	3Q/06	4Q/06	1Q/07	2Q/07
Successful opportunities	29.0	8.0	21.0	20.0	129.0	109.0	41.0	27.0
Total opportunities	30.0	8.0	22.0	20.0	138.0	113.0	43.0	30.0
<b>Indicator value</b>	<b>96.1%</b>	<b>96.4%</b>	<b>96.6%</b>	<b>97.9%</b>	<b>94.6%</b>	<b>95.1%</b>	<b>95.1%</b>	<b>95.0%</b>

Licensee Comments: none

# ERO Drill Participation



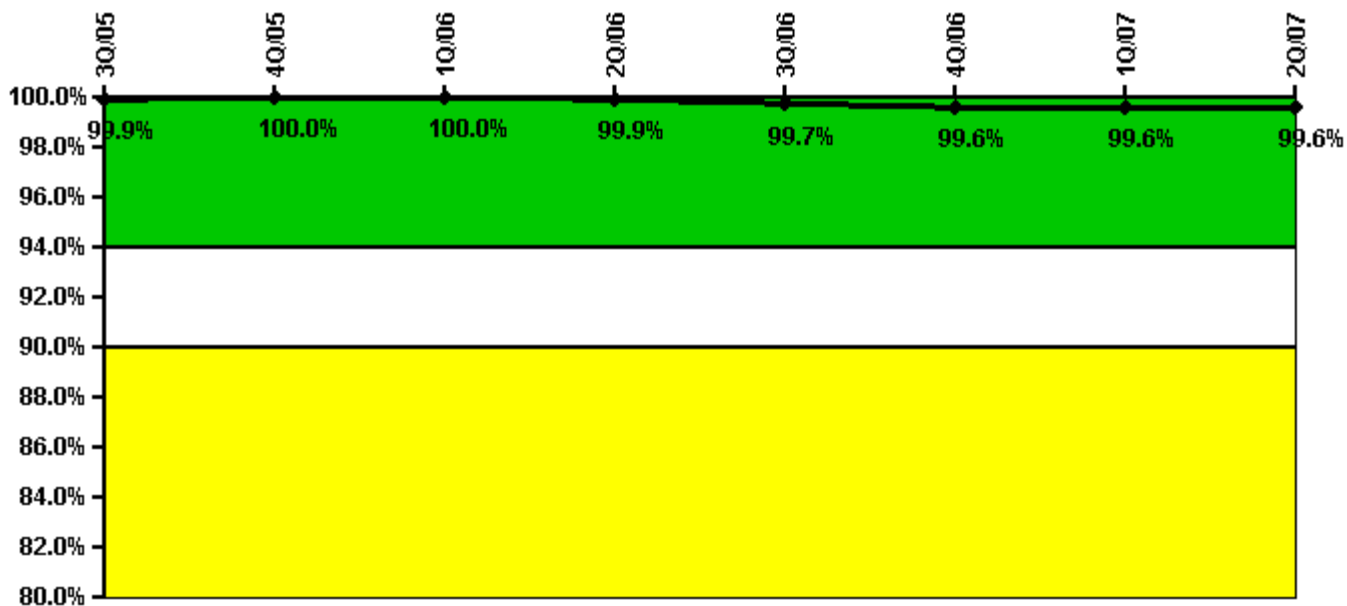
Thresholds: White < 80.0% Yellow < 60.0%

## Notes

ERO Drill Participation	3Q/05	4Q/05	1Q/06	2Q/06	3Q/06	4Q/06	1Q/07	2Q/07
Participating Key personnel	96.0	95.0	89.0	99.0	93.0	84.0	97.0	97.0
Total Key personnel	96.0	95.0	89.0	99.0	94.0	89.0	97.0	97.0
<b>Indicator value</b>	<b>100.0%</b>	<b>100.0%</b>	<b>100.0%</b>	<b>100.0%</b>	<b>98.9%</b>	<b>94.4%</b>	<b>100.0%</b>	<b>100.0%</b>

Licensee Comments: none

# Alert & Notification System



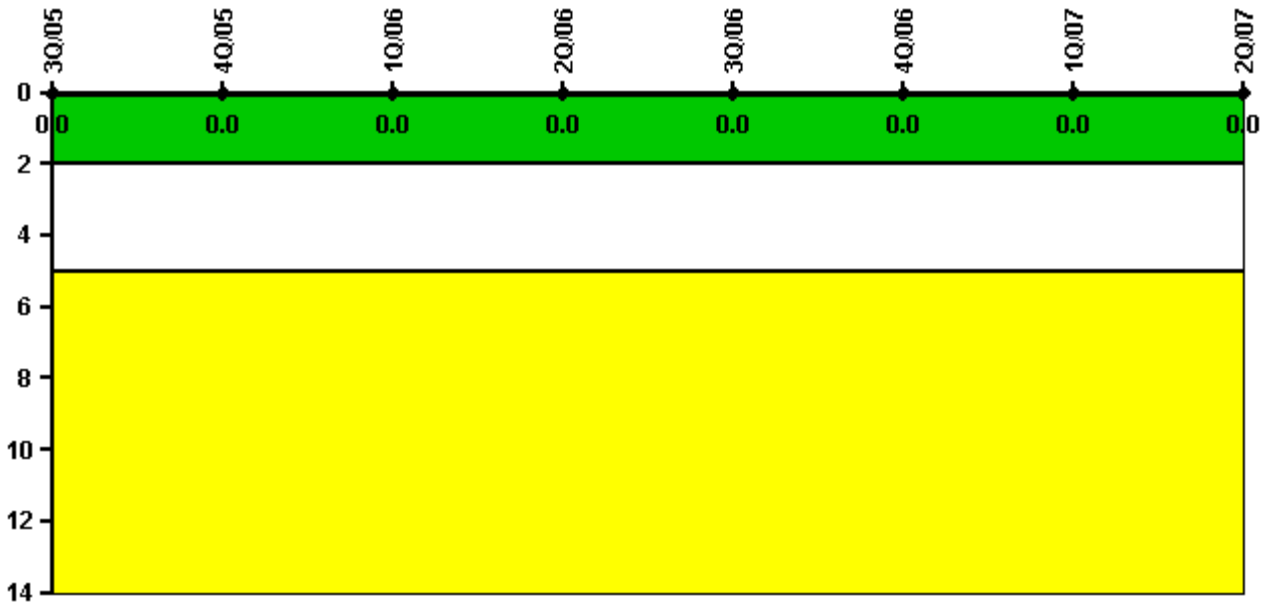
Thresholds: White < 94.0% Yellow < 90.0%

## Notes

Alert & Notification System	3Q/05	4Q/05	1Q/06	2Q/06	3Q/06	4Q/06	1Q/07	2Q/07
Successful siren-tests	296	296	296	221	294	295	296	221
Total sirens-tests	296	296	296	222	296	296	296	222
<b>Indicator value</b>	<b>99.9%</b>	<b>100.0%</b>	<b>100.0%</b>	<b>99.9%</b>	<b>99.7%</b>	<b>99.6%</b>	<b>99.6%</b>	<b>99.6%</b>

Licensee Comments: none

# Occupational Exposure Control Effectiveness



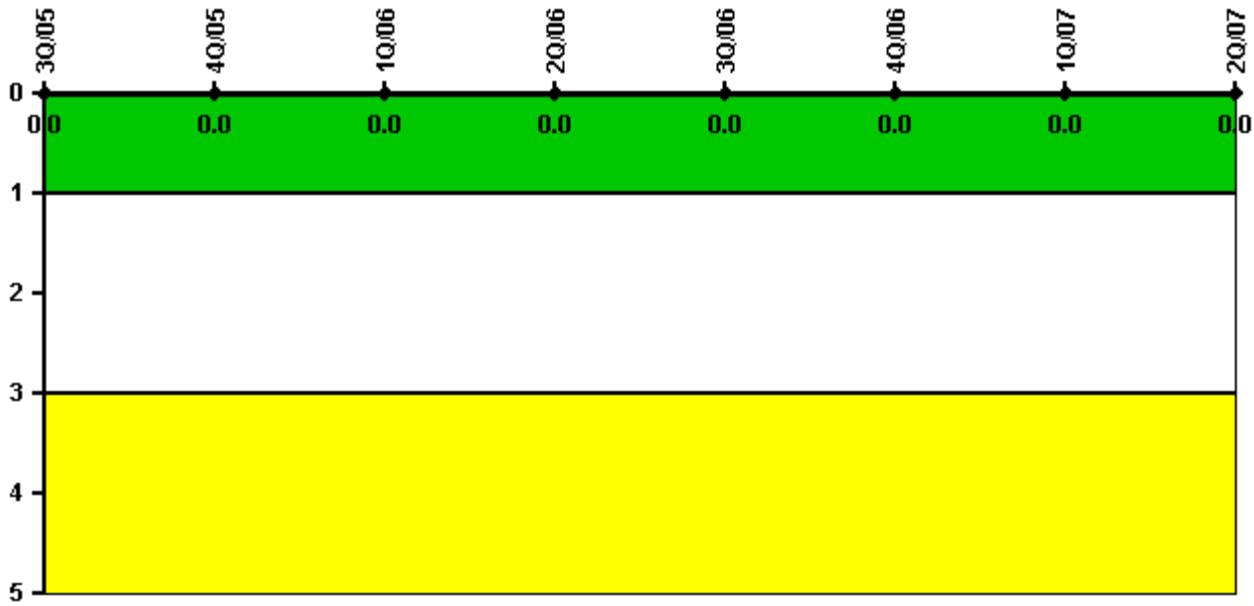
Thresholds: White > 2.0 Yellow > 5.0

## Notes

Occupational Exposure Control Effectiveness	3Q/05	4Q/05	1Q/06	2Q/06	3Q/06	4Q/06	1Q/07	2Q/07
High radiation area occurrences	0	0	0	0	0	0	0	0
Very high radiation area occurrences	0	0	0	0	0	0	0	0
Unintended exposure occurrences	0	0	0	0	0	0	0	0
<b>Indicator value</b>	<b>0</b>	<b>0</b>	<b>0</b>	<b>0</b>	<b>0</b>	<b>0</b>	<b>0</b>	<b>0</b>

Licensee Comments: none

# RETS/ODCM Radiological Effluent



Thresholds: White > 1.0 Yellow > 3.0

## Notes

RETS/ODCM Radiological Effluent	3Q/05	4Q/05	1Q/06	2Q/06	3Q/06	4Q/06	1Q/07	2Q/07
RETS/ODCM occurrences	0	0	0	0	0	0	0	0
Indicator value	0	0	0	0	0	0	0	0

Licensee Comments: none

[Physical Protection](#) information not publicly available.

▲ [Action Matrix Summary](#) | [Inspection Findings Summary](#) | [PI Summary](#) | [Reactor Oversight Process](#)

Last Modified: August 6, 2007