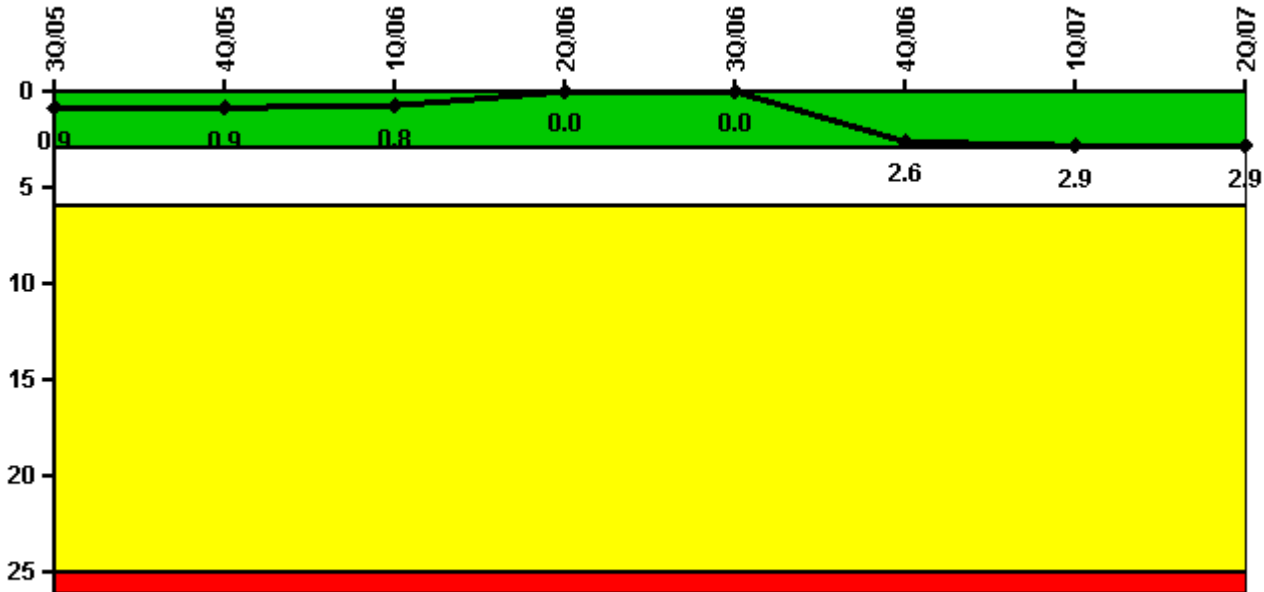


Brunswick 2

2Q/2007 Performance Indicators

Licensee's General Comments: none

Unplanned Scrams per 7000 Critical Hrs



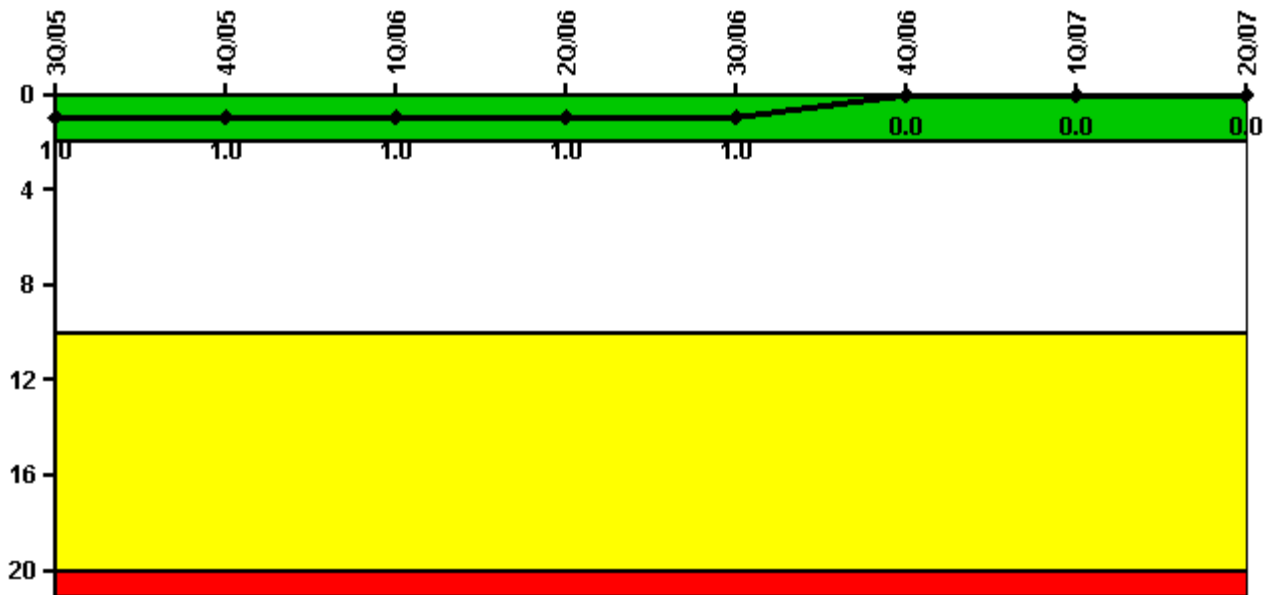
Thresholds: White > 3.0 Yellow > 6.0 Red > 25.0

Notes

Unplanned Scrams per 7000 Critical Hrs	3Q/05	4Q/05	1Q/06	2Q/06	3Q/06	4Q/06	1Q/07	2Q/07
Unplanned scrams	0	0	0	0	0	3.0	0	0
Critical hours	2064.8	2209.0	2160.0	1967.0	2208.0	1723.8	1464.1	1823.9
Indicator value	0.9	0.9	0.8	0	0	2.6	2.9	2.9

Licensee Comments: none

Scrams with Loss of Normal Heat Removal



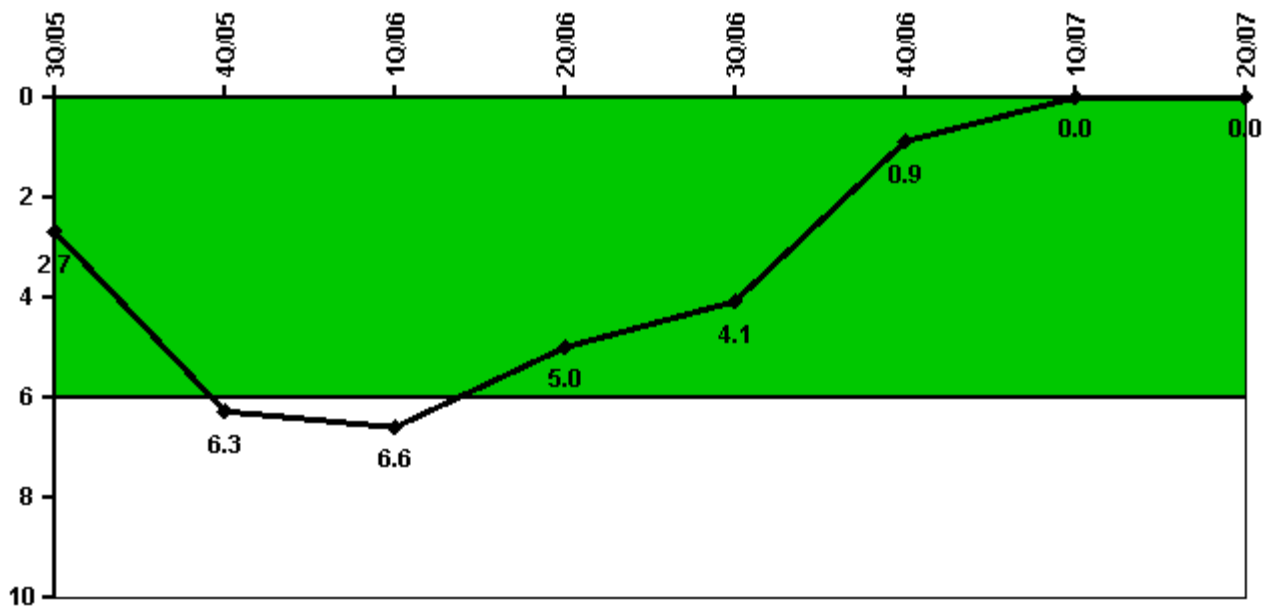
Thresholds: White > 2.0 Yellow > 10.0 Red > 20.0

Notes

Scrams with Loss of Normal Heat Removal	3Q/05	4Q/05	1Q/06	2Q/06	3Q/06	4Q/06	1Q/07	2Q/07
Scrams	0	0	0	0	0	0	0	0
Indicator value	1.0	1.0	1.0	1.0	1.0	0	0	0

Licensee Comments: none

Unplanned Power Changes per 7000 Critical Hrs



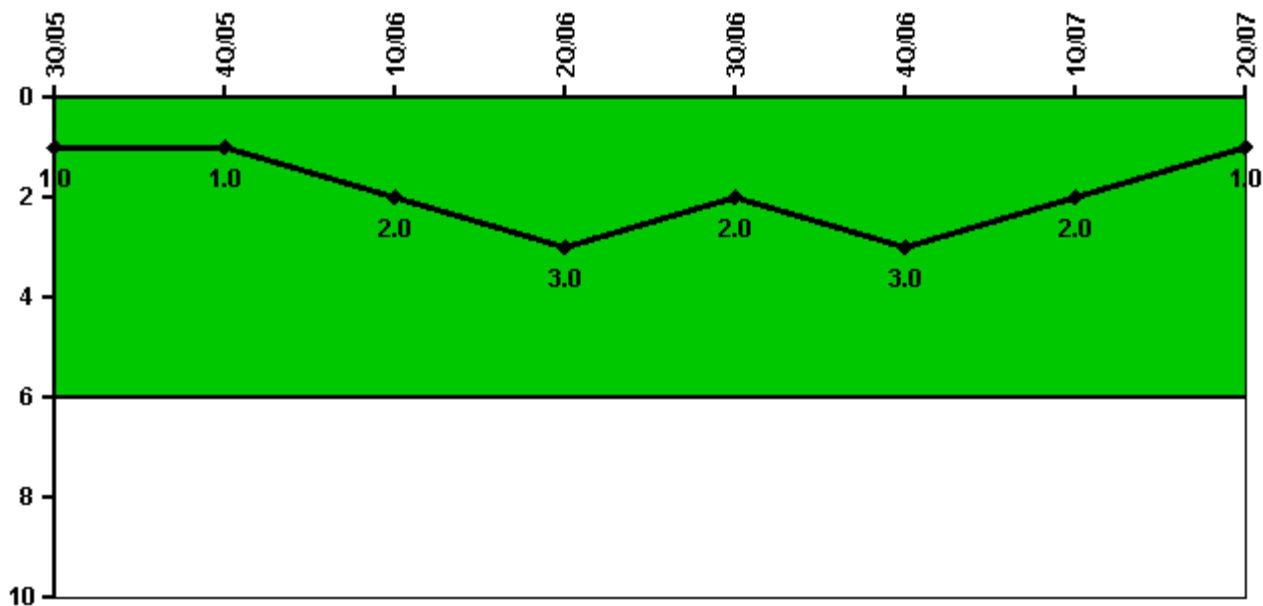
Thresholds: White > 6.0

Notes

Unplanned Power Changes per 7000 Critical Hrs	3Q/05	4Q/05	1Q/06	2Q/06	3Q/06	4Q/06	1Q/07	2Q/07
Unplanned power changes	1.0	4.0	1.0	0	0	0	0	0
Critical hours	2064.8	2209.0	2160.0	1967.0	2208.0	1723.8	1464.1	1823.9
Indicator value	2.7	6.3	6.6	5.0	4.1	0.9	0	0

Licensee Comments: none

Safety System Functional Failures (BWR)



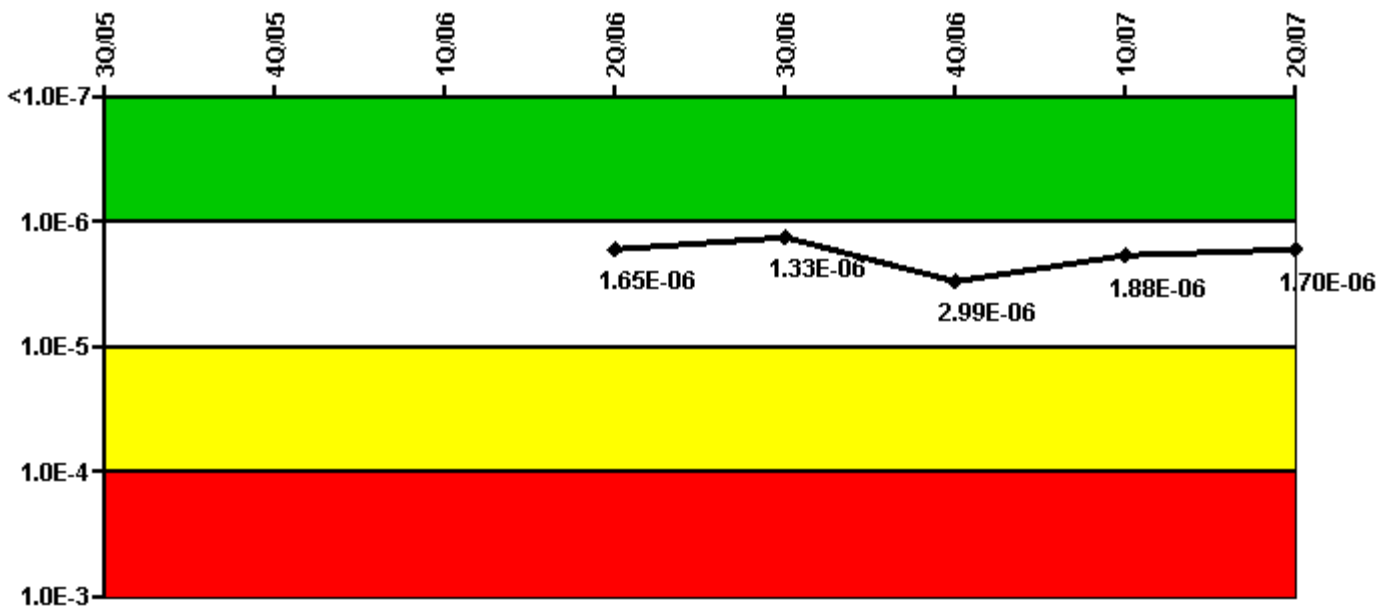
Thresholds: White > 6.0

Notes

Safety System Functional Failures (BWR)	3Q/05	4Q/05	1Q/06	2Q/06	3Q/06	4Q/06	1Q/07	2Q/07
Safety System Functional Failures	1	0	1	1	0	1	0	0
Indicator value	1	1	2	3	2	3	2	1

Licensee Comments: none

Mitigating Systems Performance Index, Emergency AC Power System



Thresholds: White > 1.00E-6 Yellow > 1.00E-5 Red > 1.00E-4

Notes

Mitigating Systems Performance Index, Emergency AC Power System	3Q/05	4Q/05	1Q/06	2Q/06	3Q/06	4Q/06	1Q/07	2Q/07
UAI (Δ CDF)				2.50E-07	2.30E-07	3.90E-07	3.80E-07	7.00E-07
URI (Δ CDF)				1.40E-06	1.10E-06	2.60E-06	1.50E-06	1.00E-06
PLE				NO	NO	NO	NO	NO
Indicator value				1.65E-06	1.33E-06	2.99E-06	1.88E-06	1.70E-06

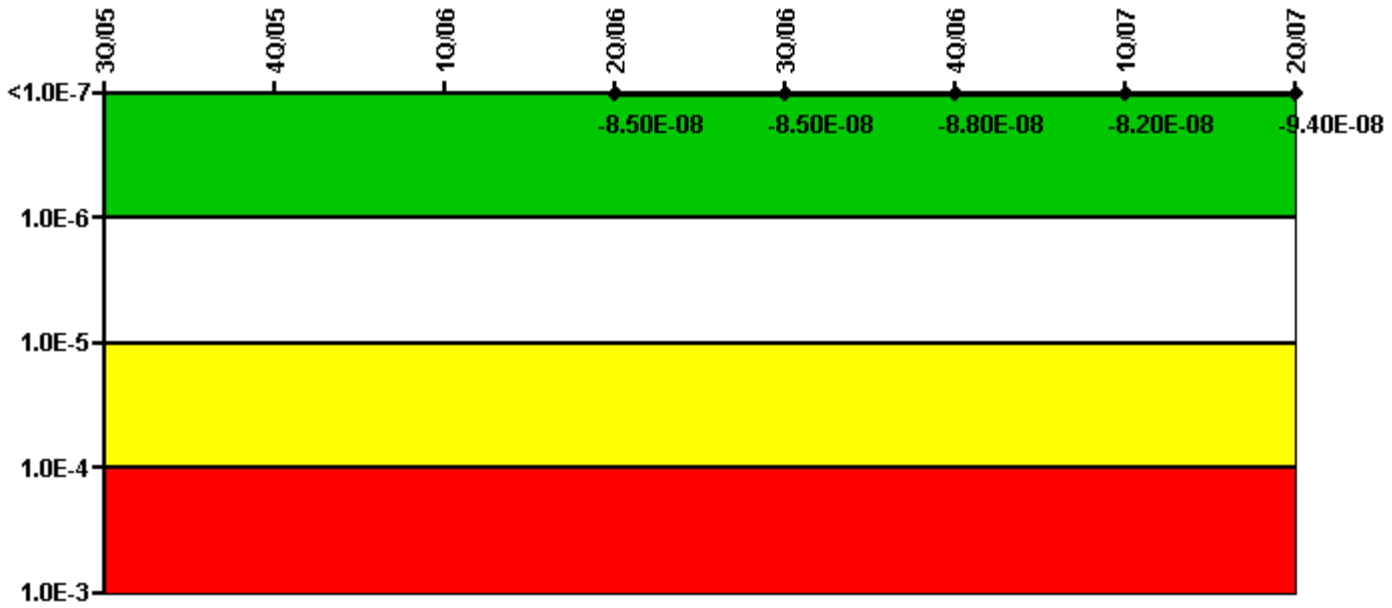
Licensee Comments:

2Q/07: Risk Cap Invoked. Added four trains/segments that include emergency bus cross-tie breakers that were previously inadvertently omitted. Unreliability data for the new segments is complete and entered, Unavailability data is not entered pending required changes to INPOs CDE software. PI color was unaffected and remains WHITE. WHITE threshold exceeded since inception of MSPI in 2Q2006 due to multiple failures and corresponding unavailability. Due to unique plant configuration, failures and unavailable hours of each diesel contribute to both Units 1 & 2.

1Q/07: Risk Cap Invoked. New PRA values were entered beginning 1st Quarter 2007 based on Revision 6 to the BNP Basis Document. EDG2 had a fail to start on 02/19/2007 due to a failed LPSCR relay. Also, an evaluation is pending for a potential MSPI failure to the Emergency AC Power system due to an E-bus cross-tie breaker found misaligned. This evaluation shall be complete prior to the end of the 2nd Quarter 2007. The MSPI for Unit 2 Emergency AC Power system remains WHITE since the 2nd Quarter of 2006.

4Q/06: Risk Cap Invoked. Emergency AC power MSPI for Unit 2 remains WHITE from the previous quarter. White threshold exceeded due to increased unreliability factor of Emergency Diesel Generators (EDGs). There are currently seven MSPI failures between the four EDGs during the previous 36 months. Due to unique system configuration, failure on any one of four EDGs affects both Units.

Mitigating Systems Performance Index, High Pressure Injection System



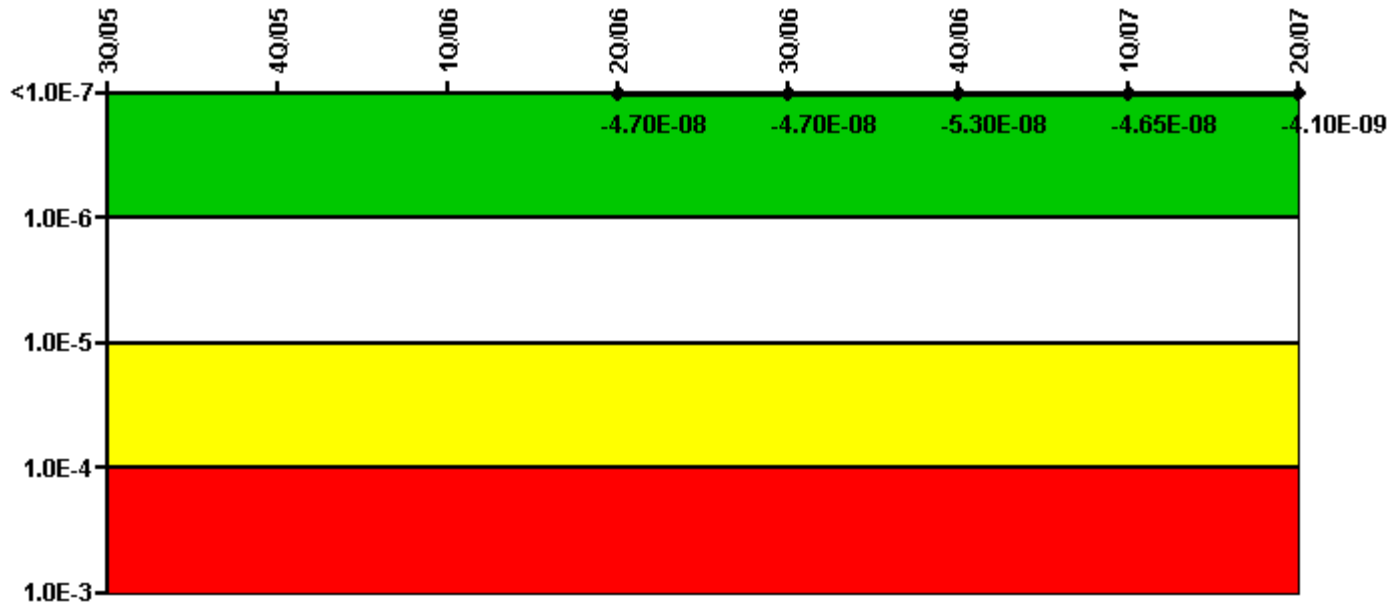
Thresholds: White > 1.00E-6 Yellow > 1.00E-5 Red > 1.00E-4

Notes

Mitigating Systems Performance Index, High Pressure Injection System	3Q/05	4Q/05	1Q/06	2Q/06	3Q/06	4Q/06	1Q/07	2Q/07
UAI (Δ CDF)				-1.80E-08	-1.80E-08	-1.80E-08	-1.70E-08	-2.90E-08
URI (Δ CDF)				-6.70E-08	-6.70E-08	-7.00E-08	-6.50E-08	-6.50E-08
PLE				NO	NO	NO	NO	NO
Indicator value				-8.50E-08	-8.50E-08	-8.80E-08	-8.20E-08	-9.40E-08

Licensee Comments: none

Mitigating Systems Performance Index, Heat Removal System



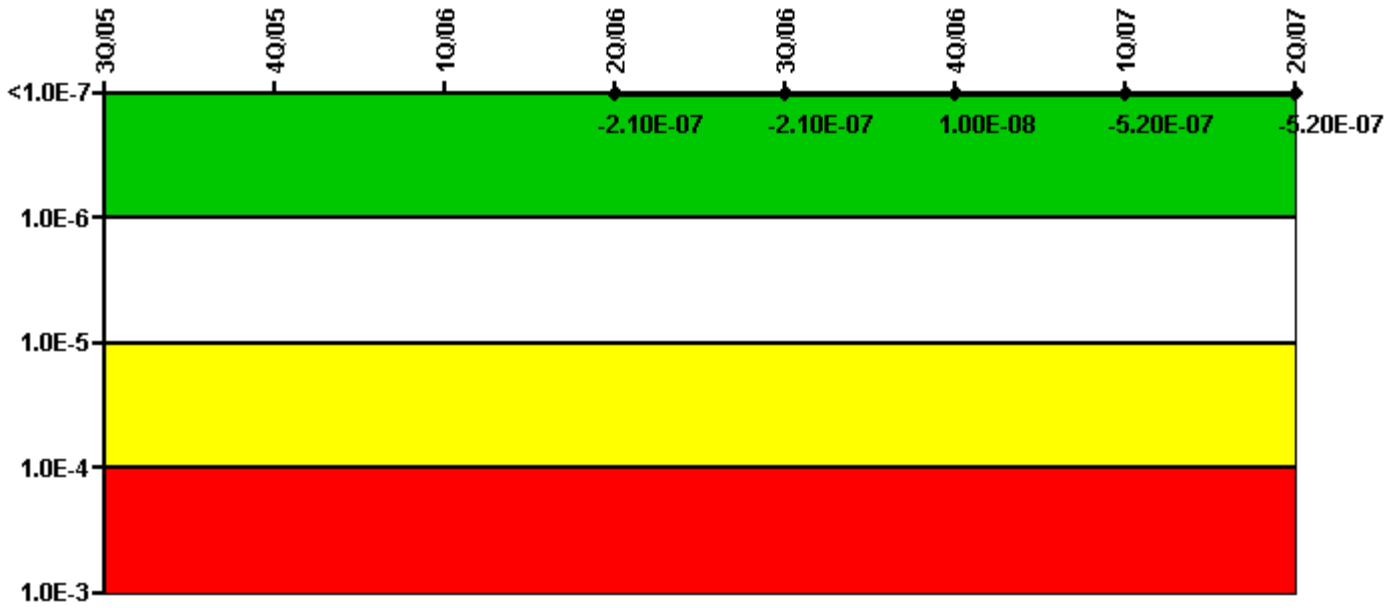
Thresholds: White > 1.00E-6 Yellow > 1.00E-5 Red > 1.00E-4

Notes

Mitigating Systems Performance Index, Heat Removal System	3Q/05	4Q/05	1Q/06	2Q/06	3Q/06	4Q/06	1Q/07	2Q/07
UAI (Δ CDF)				-1.20E-08	-1.20E-08	-1.20E-08	-9.50E-09	-1.00E-08
URI (Δ CDF)				-3.50E-08	-3.50E-08	-4.10E-08	-3.70E-08	5.90E-09
PLE				NO	NO	NO	NO	NO
Indicator value				-4.70E-08	-4.70E-08	-5.30E-08	-4.65E-08	-4.10E-09

Licensee Comments: none

Mitigating Systems Performance Index, Residual Heat Removal System



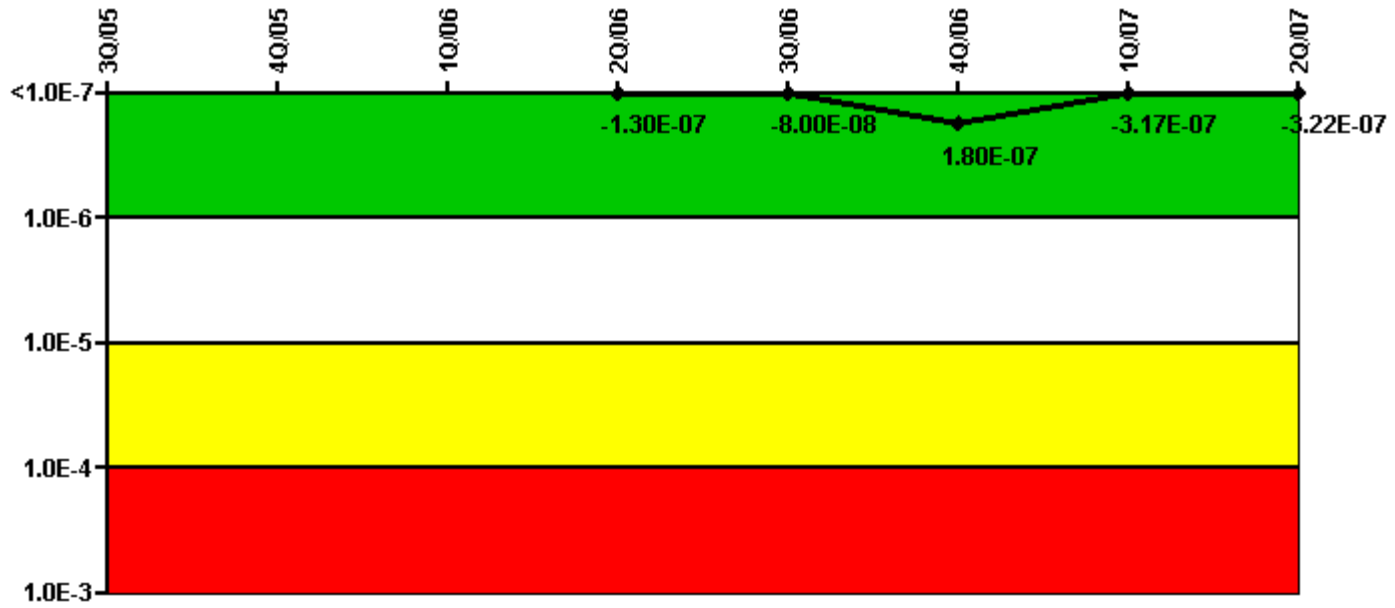
Thresholds: White > 1.00E-6 Yellow > 1.00E-5 Red > 1.00E-4

Notes

Mitigating Systems Performance Index, Residual Heat Removal System	3Q/05	4Q/05	1Q/06	2Q/06	3Q/06	4Q/06	1Q/07	2Q/07
UAI (ΔCDF)				-1.10E-07	-1.10E-07	1.10E-07	-4.10E-07	-4.10E-07
URI (ΔCDF)				-1.00E-07	-1.00E-07	-1.00E-07	-1.10E-07	-1.10E-07
PLE				NO	NO	NO	NO	NO
Indicator value				-2.10E-07	-2.10E-07	1.00E-08	-5.20E-07	-5.20E-07

Licensee Comments: none

Mitigating Systems Performance Index, Cooling Water Systems



Thresholds: White > 1.00E-6 Yellow > 1.00E-5 Red > 1.00E-4

Notes


Mitigating Systems Performance Index, Cooling Water Systems	3Q/05	4Q/05	1Q/06	2Q/06	3Q/06	4Q/06	1Q/07	2Q/07
UAI (ΔCDF)				2.20E-07	2.60E-07	5.20E-07	3.30E-08	2.80E-08
URI (ΔCDF)				-3.50E-07	-3.40E-07	-3.40E-07	-3.50E-07	-3.50E-07
PLE				NO	NO	NO	NO	NO
Indicator value				-1.30E-07	-8.00E-08	1.80E-07	-3.17E-07	-3.22E-07

Licensee Comments:

2Q/07: Added monitored component 2-SW-V102, RHR-SW cross-tie valve, which was previously inadvertently omitted. PI color was unaffected and remains GREEN.

1Q/07: New PRA values were entered beginning 1st Quarter 2007 based on Revision 6 to the BNP Basis Document.

Reactor Coolant System Activity



Thresholds: White > 50.0 Yellow > 100.0

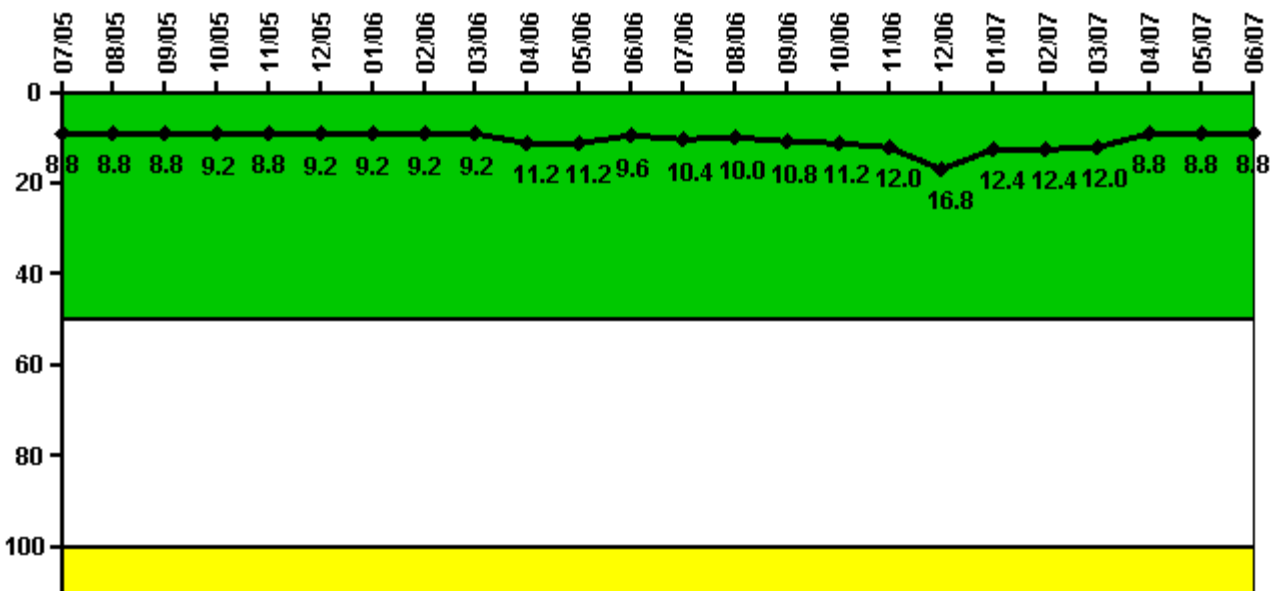
Notes

Reactor Coolant System Activity	7/05	8/05	9/05	10/05	11/05	12/05	1/06	2/06	3/06	4/06	5/06	6/06
Maximum activity	0.000175	0.000274	0.000263	0.000241	0.000379	0.000446	0.000655	0.001461	0.002587	0.004269	0.004553	0.005525
Technical specification limit	0.2	0.2	0.2	0.2	0.2	0.2	0.2	0.2	0.2	0.2	0.2	0.2
Indicator value	0.1	0.1	0.1	0.1	0.2	0.2	0.3	0.7	1.3	2.1	2.3	2.8

Reactor Coolant System Activity	7/06	8/06	9/06	10/06	11/06	12/06	1/07	2/07	3/07	4/07	5/07	6/07
Maximum activity	0.008971	0.007350	0.006814	0.006881	0.006710	0.007008	0.006493	0.006559	0.006114	0.003335	0.003376	0.003926
Technical specification limit	0.2	0.2	0.2	0.2	0.2	0.2	0.2	0.2	0.2	0.2	0.2	0.2
Indicator value	4.5	3.7	3.4	3.4	3.4	3.5	3.2	3.3	3.1	1.7	1.7	2.0

Licensee Comments: none

Reactor Coolant System Leakage



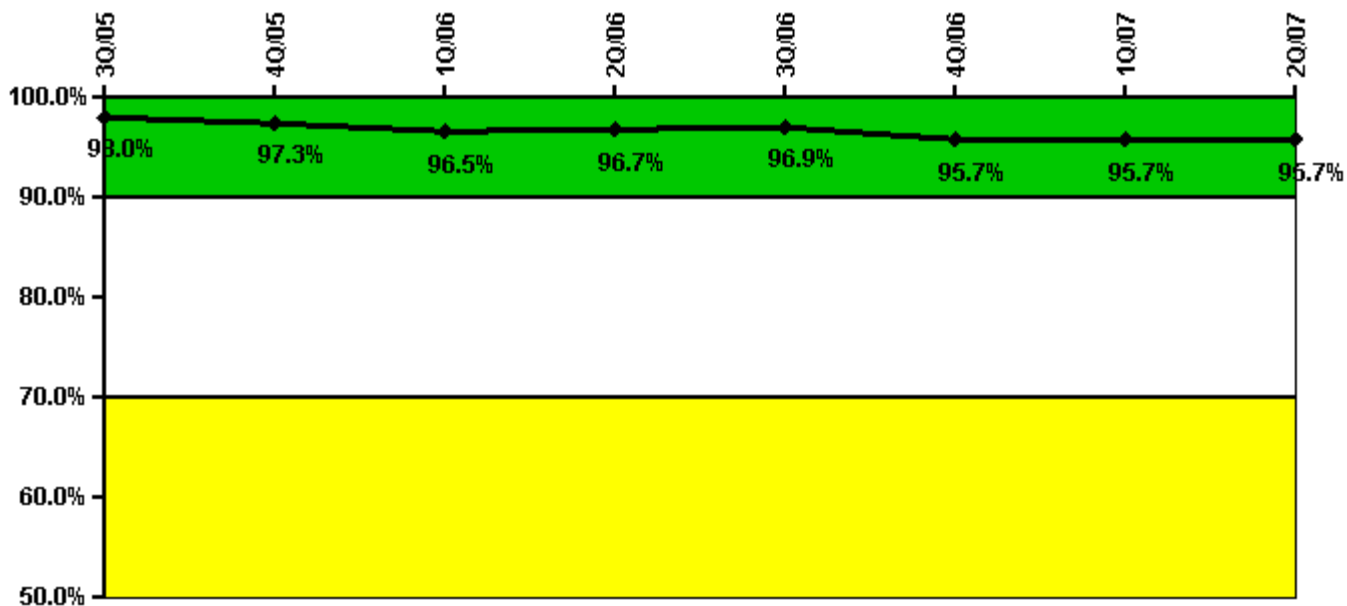
Thresholds: White > 50.0 Yellow > 100.0

Notes

Reactor Coolant System Leakage	7/05	8/05	9/05	10/05	11/05	12/05	1/06	2/06	3/06	4/06	5/06	6/06
Maximum leakage	2.200	2.200	2.200	2.300	2.200	2.300	2.300	2.300	2.300	2.800	2.800	2.400
Technical specification limit	25.0	25.0	25.0	25.0	25.0	25.0	25.0	25.0	25.0	25.0	25.0	25.0
Indicator value	8.8	8.8	8.8	9.2	8.8	9.2	9.2	9.2	9.2	11.2	11.2	9.6
Reactor Coolant System Leakage	7/06	8/06	9/06	10/06	11/06	12/06	1/07	2/07	3/07	4/07	5/07	6/07
Maximum leakage	2.600	2.500	2.700	2.800	3.000	4.200	3.100	3.100	3.000	2.200	2.200	2.200
Technical specification limit	25.0	25.0	25.0	25.0	25.0	25.0	25.0	25.0	25.0	25.0	25.0	25.0
Indicator value	10.4	10.0	10.8	11.2	12.0	16.8	12.4	12.4	12.0	8.8	8.8	8.8

Licensee Comments: none

Drill/Exercise Performance



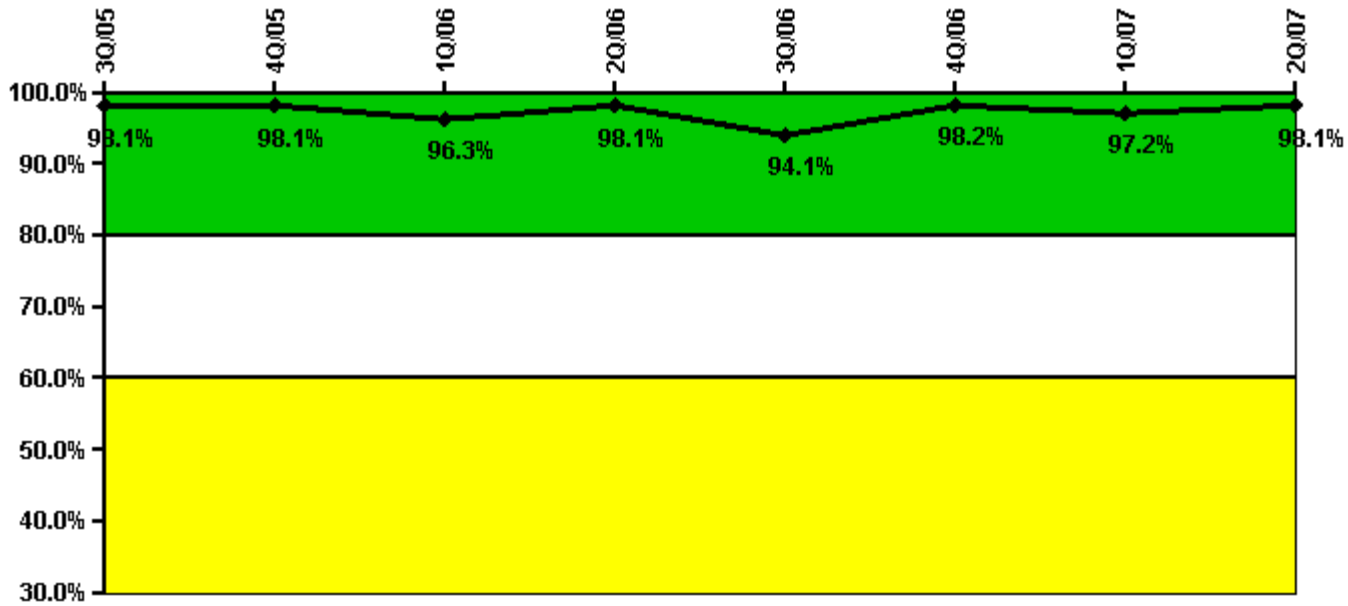
Thresholds: White < 90.0% Yellow < 70.0%

Notes

Drill/Exercise Performance	3Q/05	4Q/05	1Q/06	2Q/06	3Q/06	4Q/06	1Q/07	2Q/07
Successful opportunities	28.0	7.0	20.0	10.0	7.0	26.0	0	13.0
Total opportunities	28.0	8.0	22.0	10.0	7.0	28.0	0	13.0
Indicator value	98.0%	97.3%	96.5%	96.7%	96.9%	95.7%	95.7%	95.7%

Licensee Comments: none

ERO Drill Participation



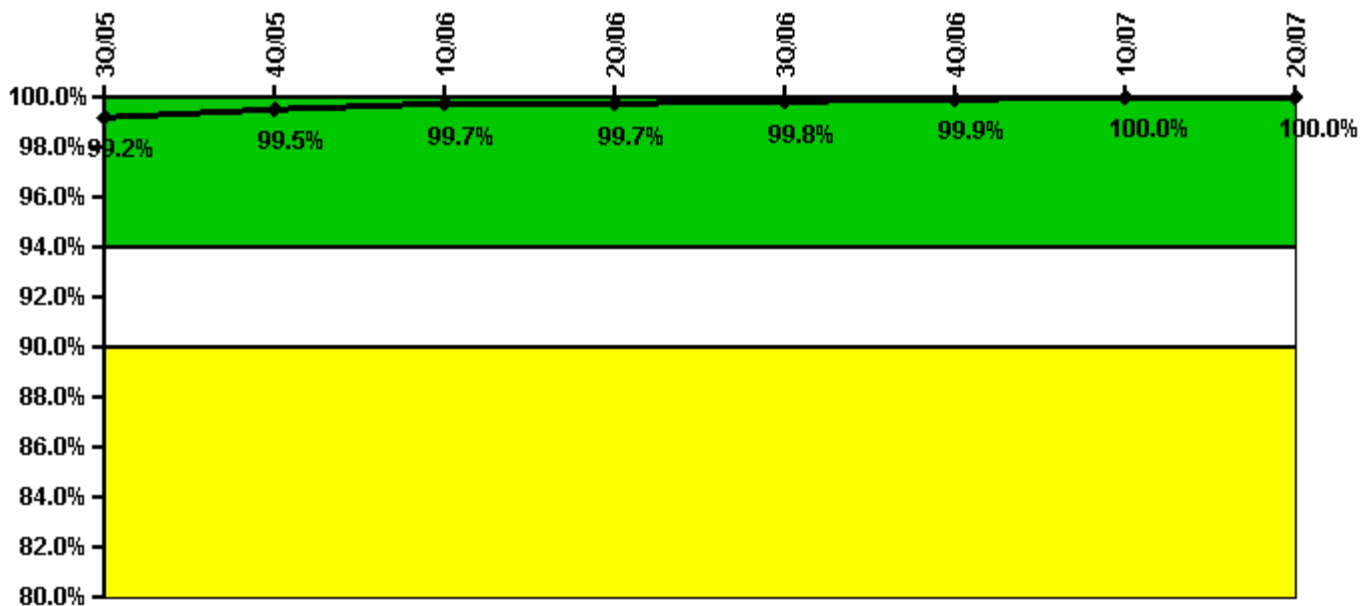
Thresholds: White < 80.0% Yellow < 60.0%

Notes

ERO Drill Participation	3Q/05	4Q/05	1Q/06	2Q/06	3Q/06	4Q/06	1Q/07	2Q/07
Participating Key personnel	102.0	104.0	103.0	104.0	95.0	108.0	104.0	105.0
Total Key personnel	104.0	106.0	107.0	106.0	101.0	110.0	107.0	107.0
Indicator value	98.1%	98.1%	96.3%	98.1%	94.1%	98.2%	97.2%	98.1%

Licensee Comments: none

Alert & Notification System



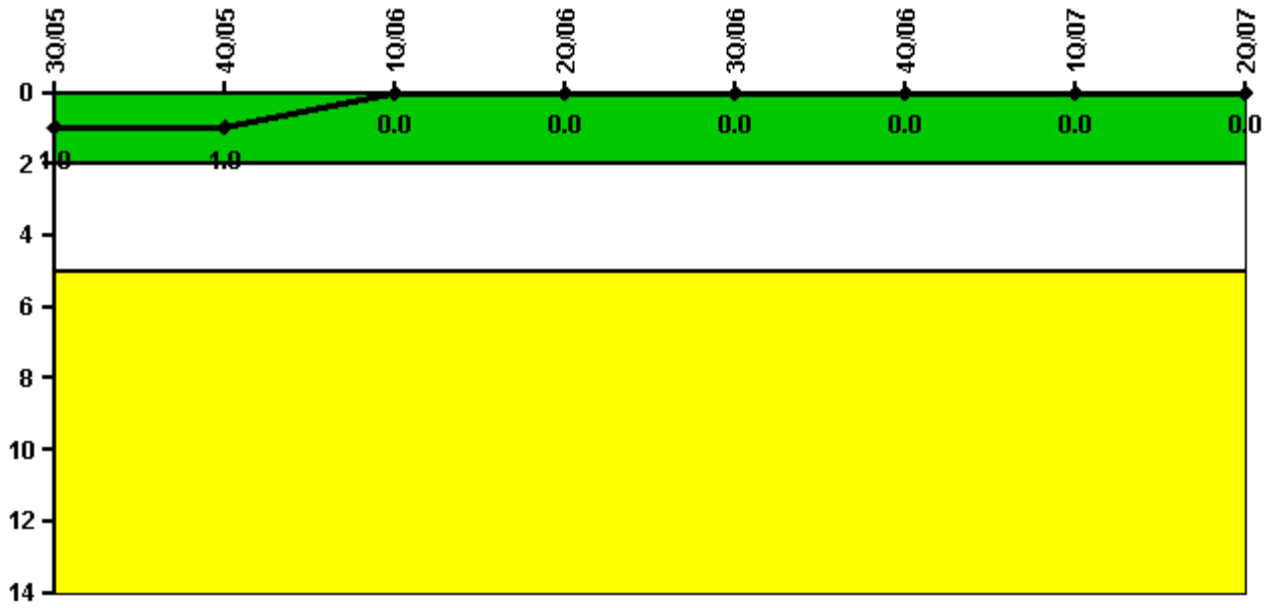
Thresholds: White < 94.0% Yellow < 90.0%

Notes

Alert & Notification System	3Q/05	4Q/05	1Q/06	2Q/06	3Q/06	4Q/06	1Q/07	2Q/07
Successful siren-tests	502	539	502	503	504	560	532	532
Total sirens-tests	504	540	504	504	504	560	532	532
Indicator value	99.2%	99.5%	99.7%	99.7%	99.8%	99.9%	100.0%	100.0%

Licensee Comments: none

Occupational Exposure Control Effectiveness



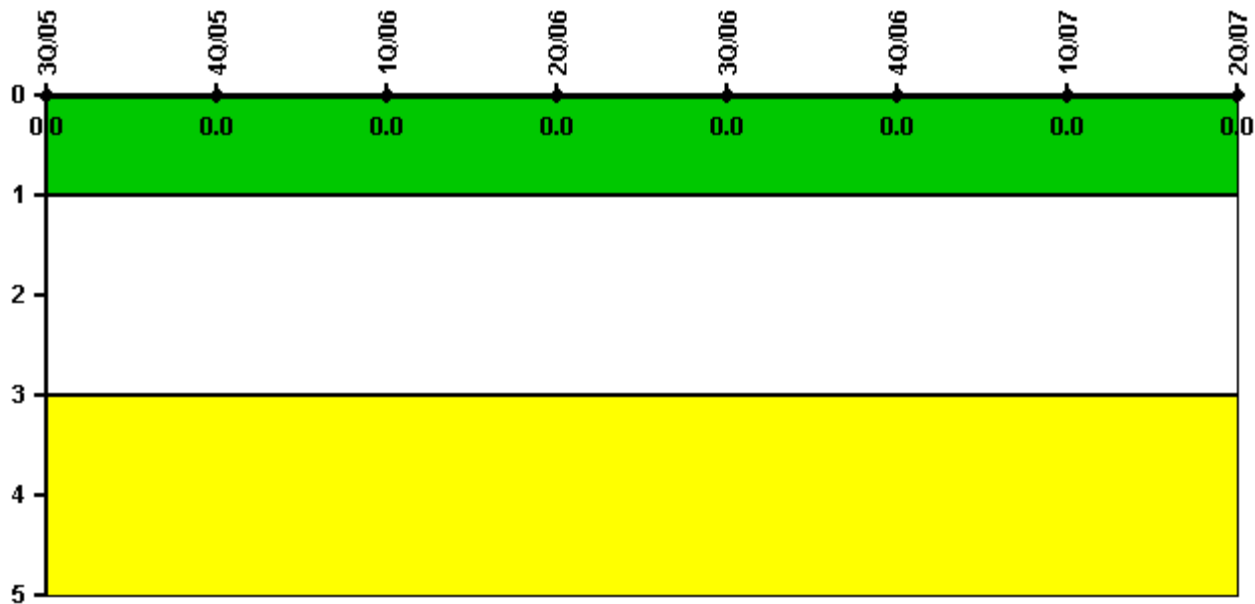
Thresholds: White > 2.0 Yellow > 5.0

Notes

Occupational Exposure Control Effectiveness	3Q/05	4Q/05	1Q/06	2Q/06	3Q/06	4Q/06	1Q/07	2Q/07
High radiation area occurrences	0	0	0	0	0	0	0	0
Very high radiation area occurrences	0	0	0	0	0	0	0	0
Unintended exposure occurrences	0	0	0	0	0	0	0	0
Indicator value	1	1	0	0	0	0	0	0

Licensee Comments: none

RETS/ODCM Radiological Effluent



Thresholds: White > 1.0 Yellow > 3.0

Notes

RETS/ODCM Radiological Effluent	3Q/05	4Q/05	1Q/06	2Q/06	3Q/06	4Q/06	1Q/07	2Q/07
RETS/ODCM occurrences	0	0	0	0	0	0	0	0
Indicator value	0	0	0	0	0	0	0	0

Licensee Comments: none

[Physical Protection](#) information not publicly available.

▲ [Action Matrix Summary](#) | [Inspection Findings Summary](#) | [PI Summary](#) | [Reactor Oversight Process](#)

Last Modified: August 6, 2007