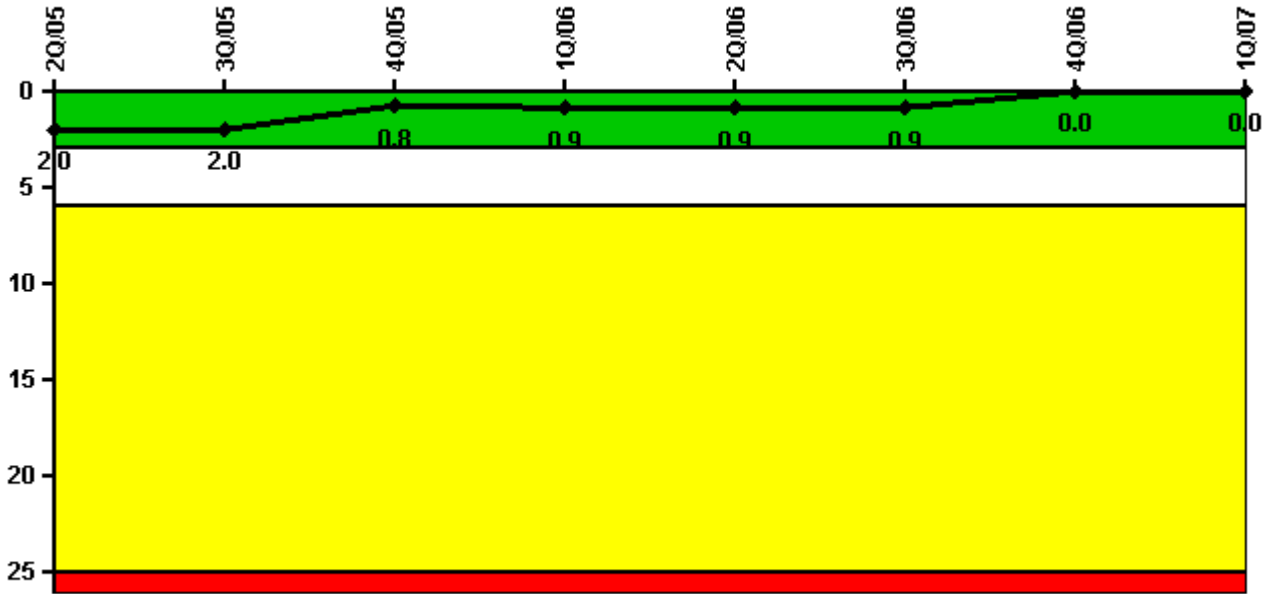


Turkey Point 3

1Q/2007 Performance Indicators

Licensee's General Comments: none

Unplanned Scrams per 7000 Critical Hrs



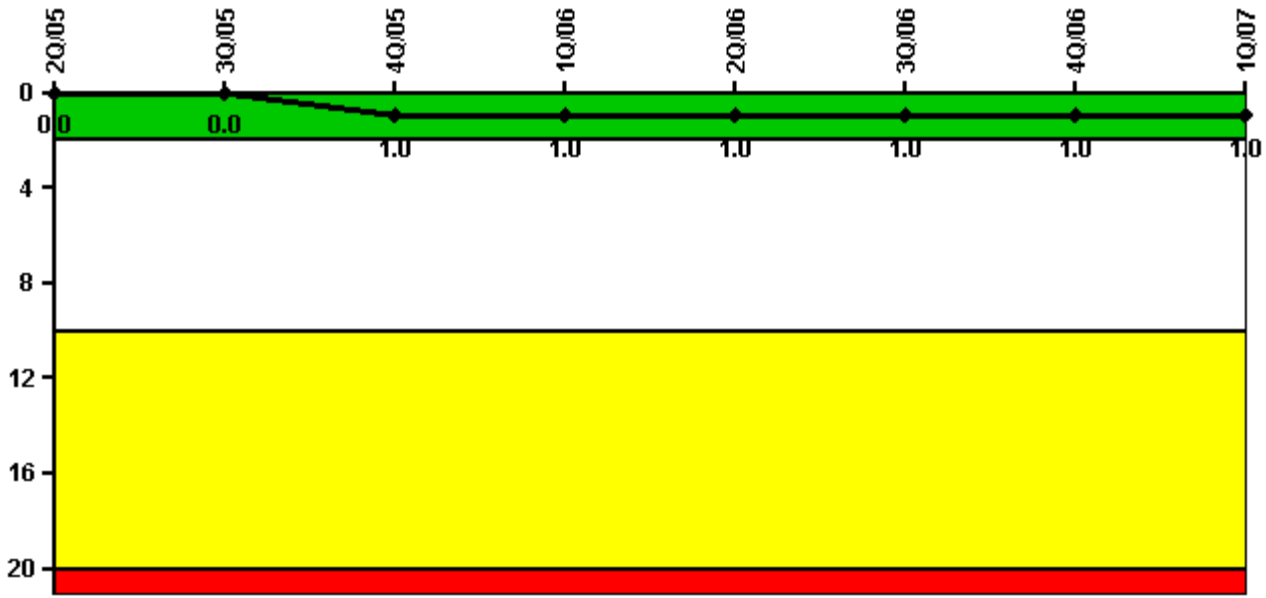
Thresholds: White > 3.0 Yellow > 6.0 Red > 25.0

Notes

Unplanned Scrams per 7000 Critical Hrs	2Q/05	3Q/05	4Q/05	1Q/06	2Q/06	3Q/06	4Q/06	1Q/07
Unplanned scrams	0	0	1.0	0	0	0	0	0
Critical hours	2183.0	2208.0	2016.4	1536.1	2015.5	2208.0	2209.0	2159.0
Indicator value	2.0	2.0	0.8	0.9	0.9	0.9	0	0

Licensee Comments: none

Scrams with Loss of Normal Heat Removal



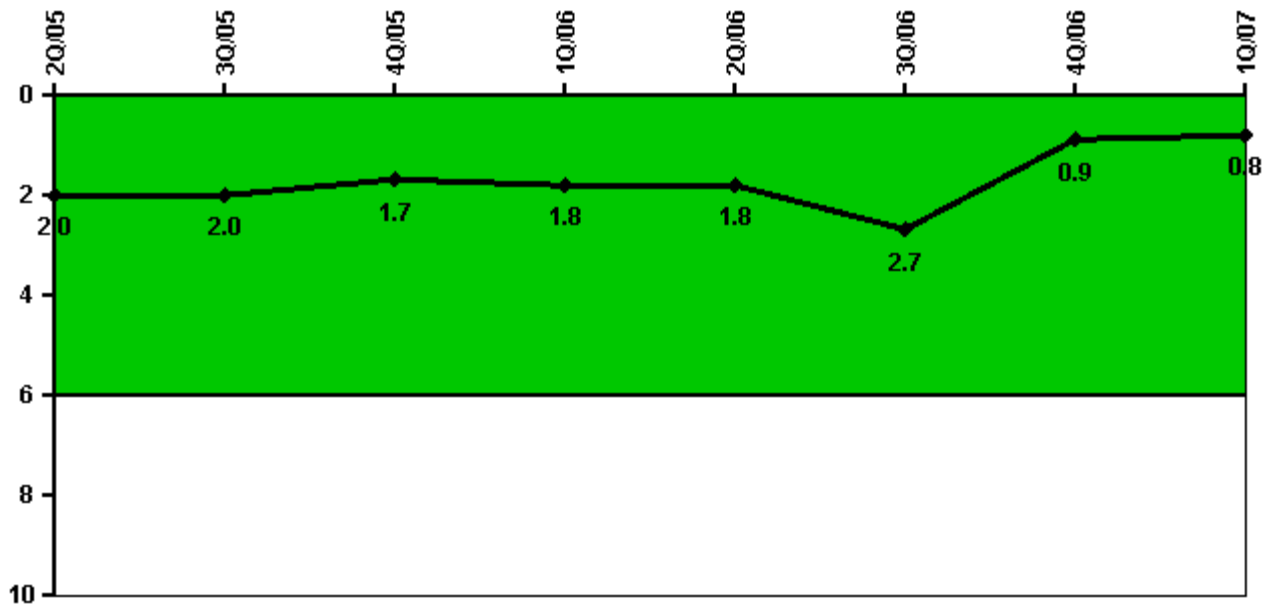
Thresholds: White > 2.0 Yellow > 10.0 Red > 20.0

Notes

Scrams with Loss of Normal Heat Removal	2Q/05	3Q/05	4Q/05	1Q/06	2Q/06	3Q/06	4Q/06	1Q/07
Scrams	0	0	1.0	0	0	0	0	0
Indicator value	0	0	1.0	1.0	1.0	1.0	1.0	1.0

Licensee Comments: none

Unplanned Power Changes per 7000 Critical Hrs



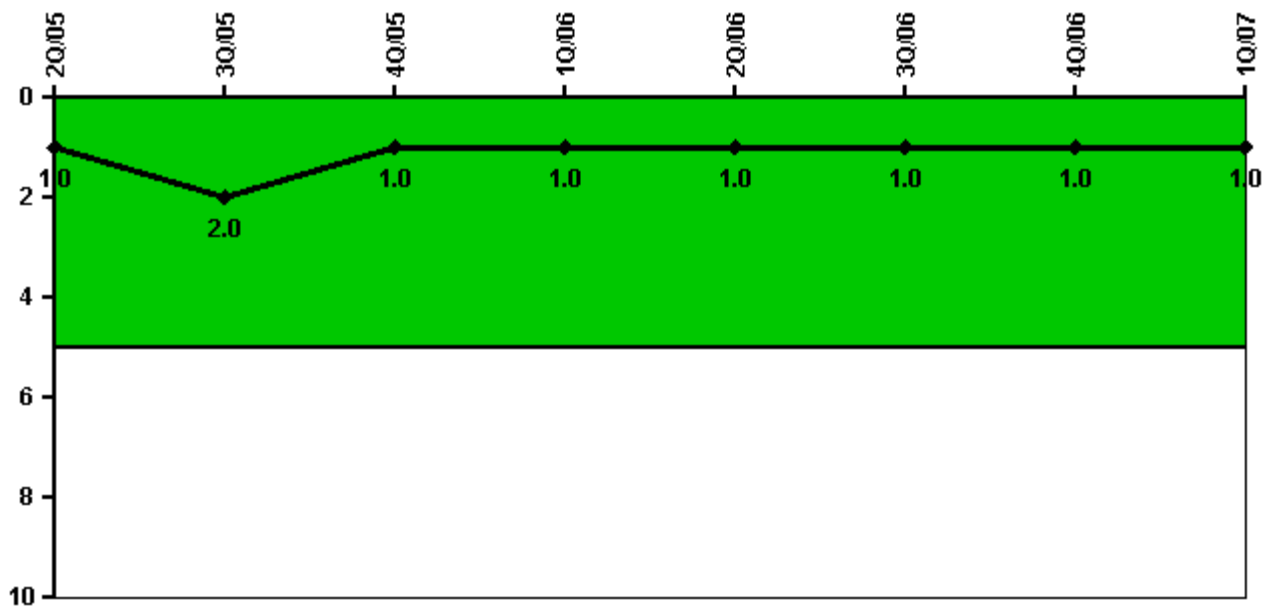
Thresholds: White > 6.0

Notes

Unplanned Power Changes per 7000 Critical Hrs	2Q/05	3Q/05	4Q/05	1Q/06	2Q/06	3Q/06	4Q/06	1Q/07
Unplanned power changes	0	0	2.0	0	0	1.0	0	0
Critical hours	2183.0	2208.0	2016.4	1536.1	2015.5	2208.0	2209.0	2159.0
Indicator value	2.0	2.0	1.7	1.8	1.8	2.7	0.9	0.8

Licensee Comments: none

Safety System Functional Failures (PWR)



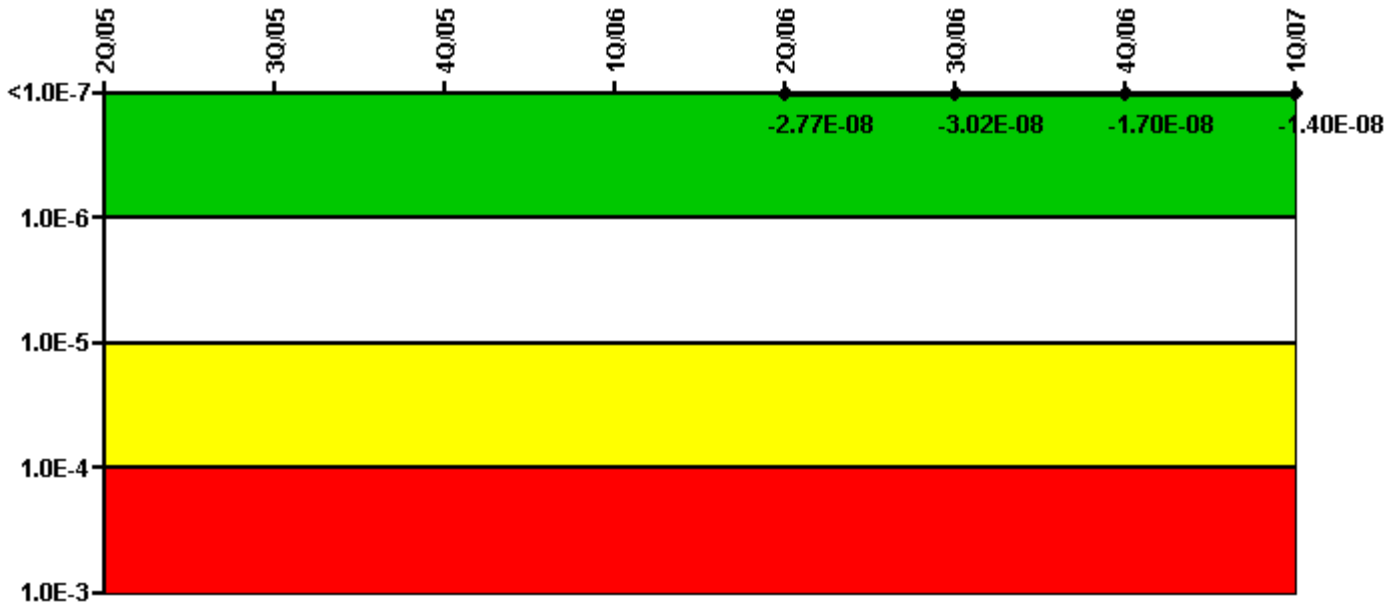
Thresholds: White > 5.0

Notes

Safety System Functional Failures (PWR)	2Q/05	3Q/05	4Q/05	1Q/06	2Q/06	3Q/06	4Q/06	1Q/07
Safety System Functional Failures	0	1	0	0	0	1	0	0
Indicator value	1	2	1	1	1	1	1	1

Licensee Comments: none

Mitigating Systems Performance Index, Emergency AC Power System



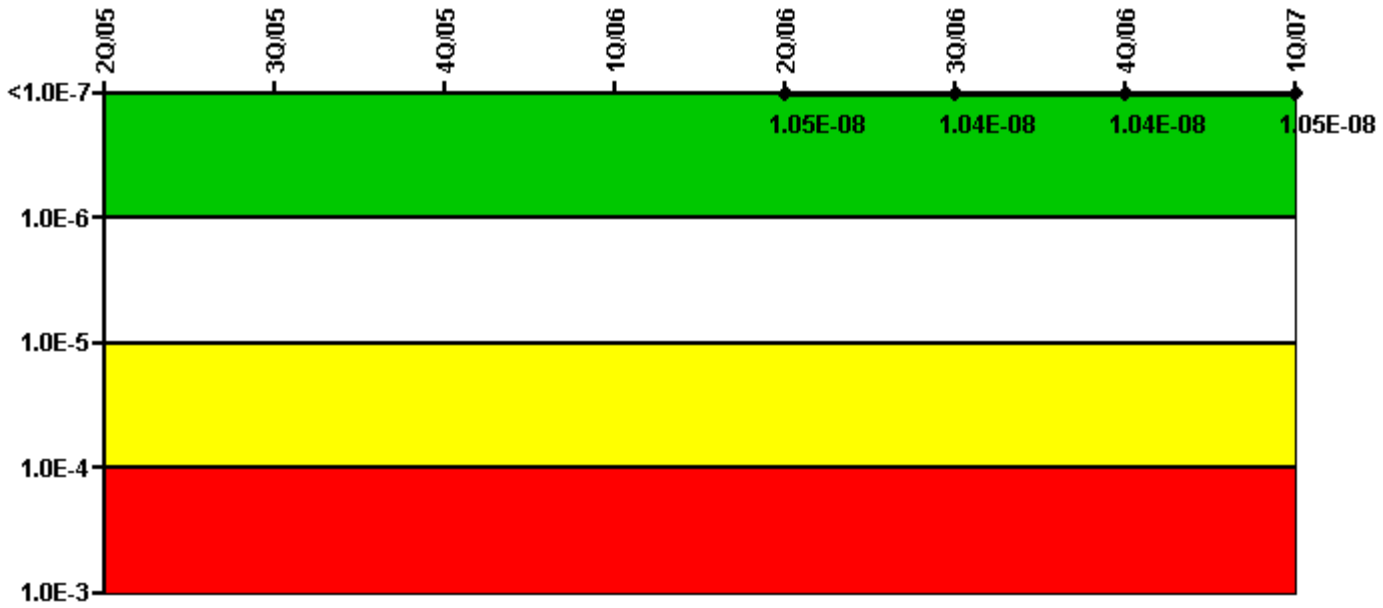
Thresholds: White > 1.00E-6 Yellow > 1.00E-5 Red > 1.00E-4

Notes

Mitigating Systems Performance Index, Emergency AC Power System	2Q/05	3Q/05	4Q/05	1Q/06	2Q/06	3Q/06	4Q/06	1Q/07
UAI (ΔCDF)					2.70E-10	-3.20E-09	1.00E-08	1.30E-08
URI (ΔCDF)					-2.80E-08	-2.70E-08	-2.70E-08	-2.70E-08
PLE					NO	NO	NO	NO
Indicator value					-2.77E-08	-3.02E-08	-1.70E-08	-1.40E-08

Licensee Comments: none

Mitigating Systems Performance Index, High Pressure Injection System



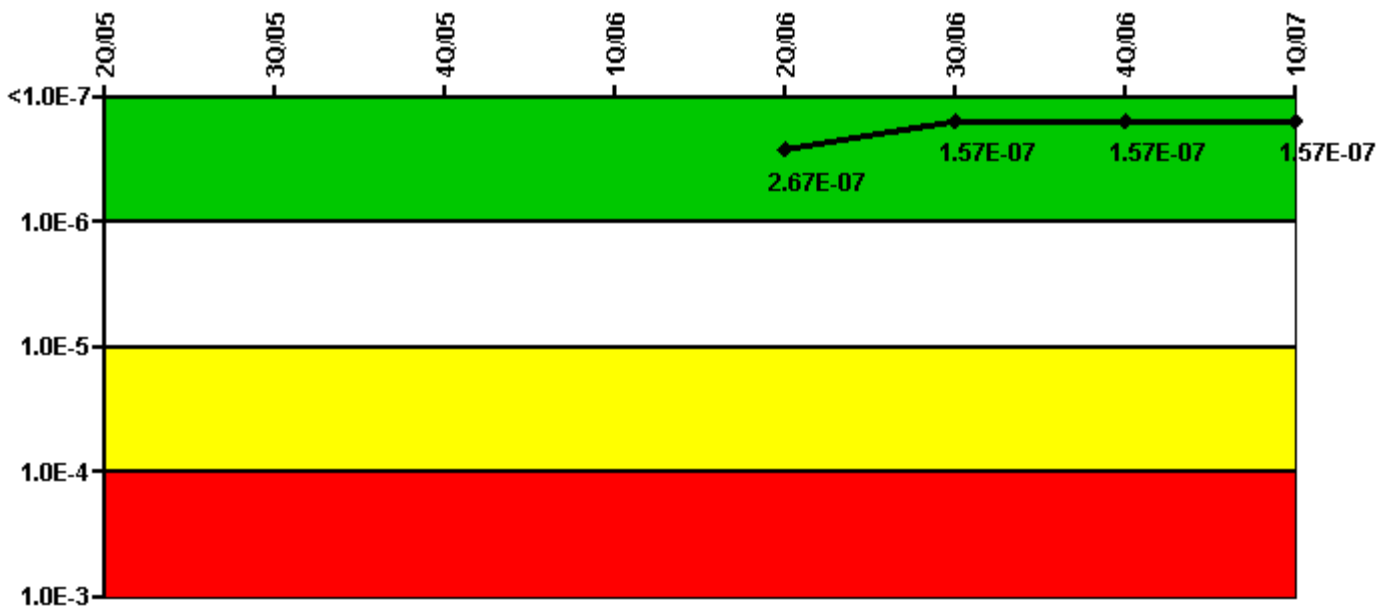
Thresholds: White > 1.00E-6 Yellow > 1.00E-5 Red > 1.00E-4

Notes

Mitigating Systems Performance Index, High Pressure Injection System	2Q/05	3Q/05	4Q/05	1Q/06	2Q/06	3Q/06	4Q/06	1Q/07
UAI (ΔCDF)					-4.80E-10	-5.70E-10	-5.70E-10	-5.50E-10
URI (ΔCDF)					1.10E-08	1.10E-08	1.10E-08	1.10E-08
PLE					NO	NO	NO	NO
Indicator value					1.05E-08	1.04E-08	1.04E-08	1.05E-08

Licensee Comments: none

Mitigating Systems Performance Index, Heat Removal System



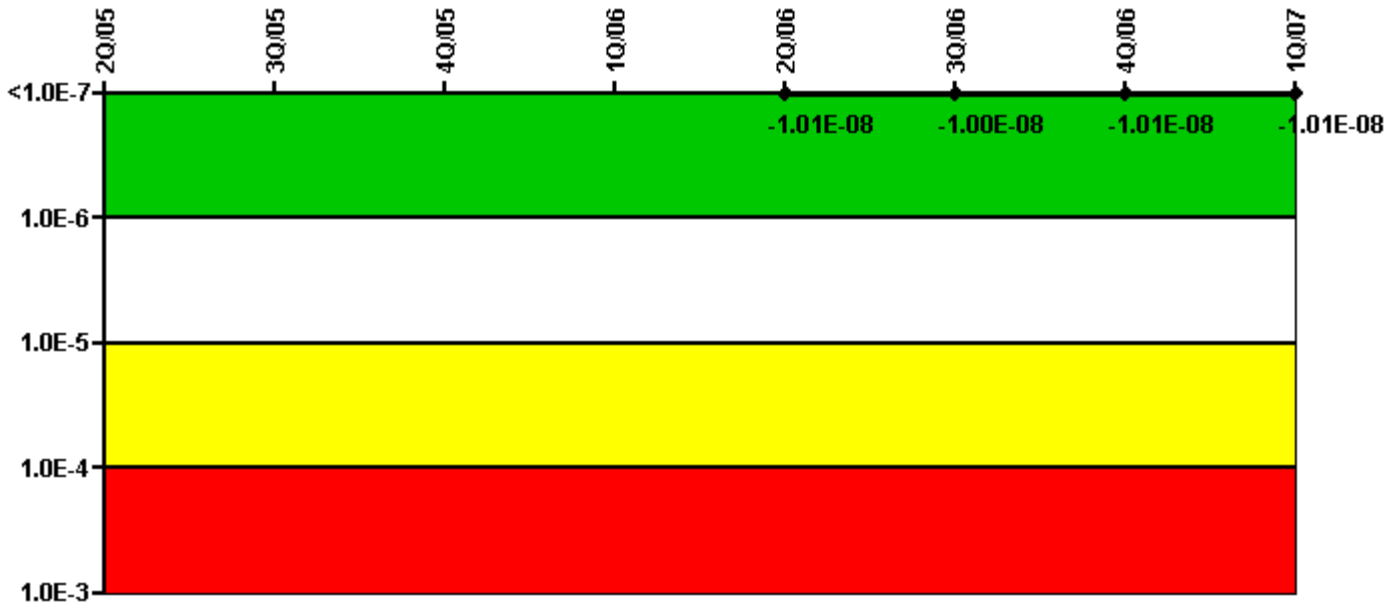
Thresholds: White > 1.00E-6 Yellow > 1.00E-5 Red > 1.00E-4

Notes

Mitigating Systems Performance Index, Heat Removal System	2Q/05	3Q/05	4Q/05	1Q/06	2Q/06	3Q/06	4Q/06	1Q/07
UAI (Δ CDF)					-1.30E-08	-1.30E-08	-1.30E-08	-1.30E-08
URI (Δ CDF)					2.80E-07	1.70E-07	1.70E-07	1.70E-07
PLE					NO	NO	NO	NO
Indicator value					2.67E-07	1.57E-07	1.57E-07	1.57E-07

Licensee Comments: none

Mitigating Systems Performance Index, Residual Heat Removal System



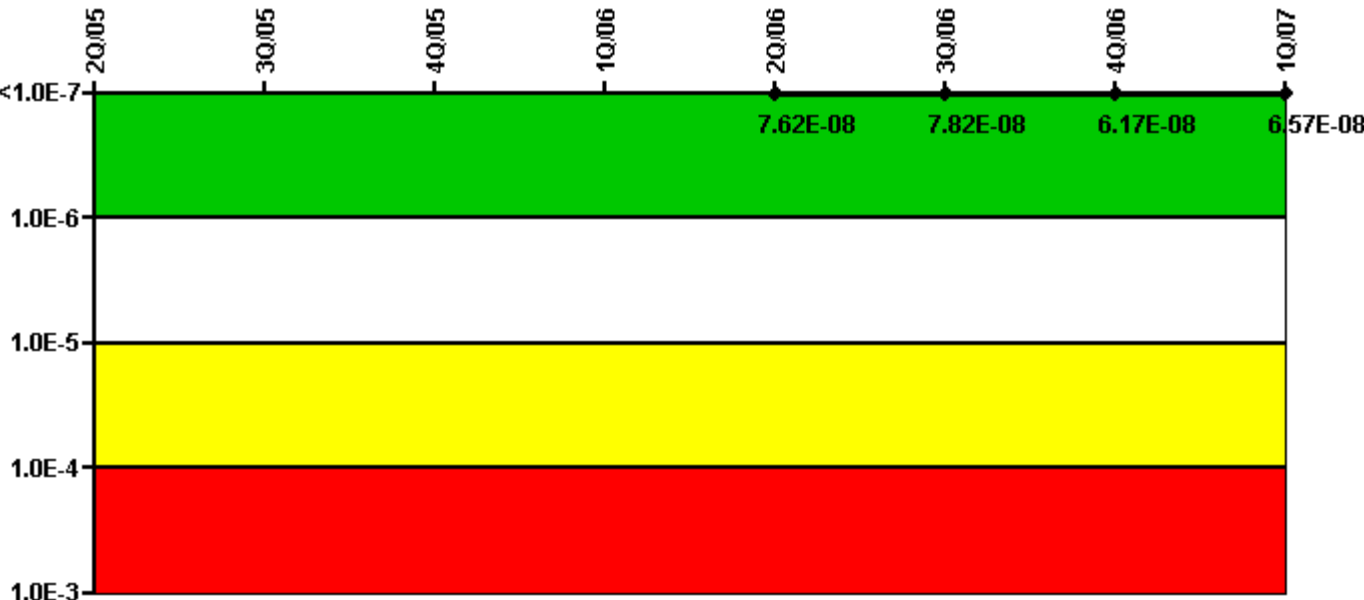
Thresholds: White > 1.00E-6 Yellow > 1.00E-5 Red > 1.00E-4

Notes

Mitigating Systems Performance Index, Residual Heat Removal System	2Q/05	3Q/05	4Q/05	1Q/06	2Q/06	3Q/06	4Q/06	1Q/07
UAI (Δ CDF)					1.90E-09	2.00E-09	1.90E-09	1.90E-09
URI (Δ CDF)					-1.20E-08	-1.20E-08	-1.20E-08	-1.20E-08
PLE					NO	NO	NO	NO
Indicator value					-1.01E-08	-1.00E-08	-1.01E-08	-1.01E-08

Licensee Comments: none

Mitigating Systems Performance Index, Cooling Water Systems



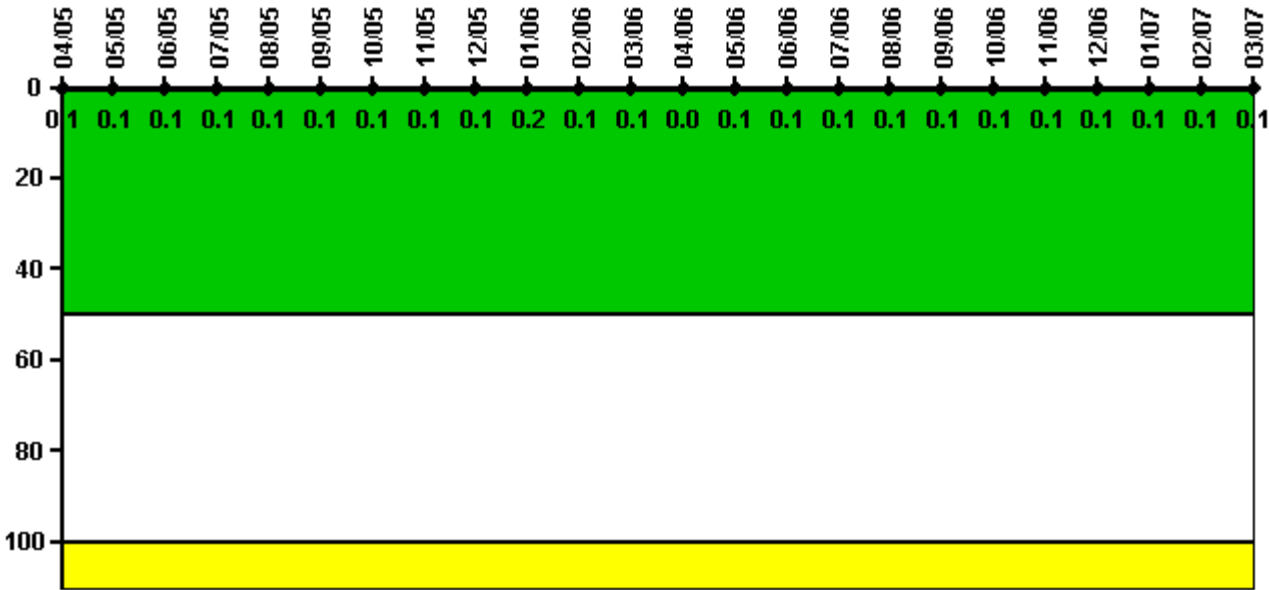
Thresholds: White > 1.00E-6 Yellow > 1.00E-5 Red > 1.00E-4

Notes

Mitigating Systems Performance Index, Cooling Water Systems	2Q/05	3Q/05	4Q/05	1Q/06	2Q/06	3Q/06	4Q/06	1Q/07
UAI (ΔCDF)					7.10E-08	7.30E-08	6.00E-08	6.40E-08
URI (ΔCDF)					5.20E-09	5.20E-09	1.70E-09	1.70E-09
PLE					NO	NO	NO	NO
Indicator value					7.62E-08	7.82E-08	6.17E-08	6.57E-08

Licensee Comments: none

Reactor Coolant System Activity



Thresholds: White > 50.0 Yellow > 100.0

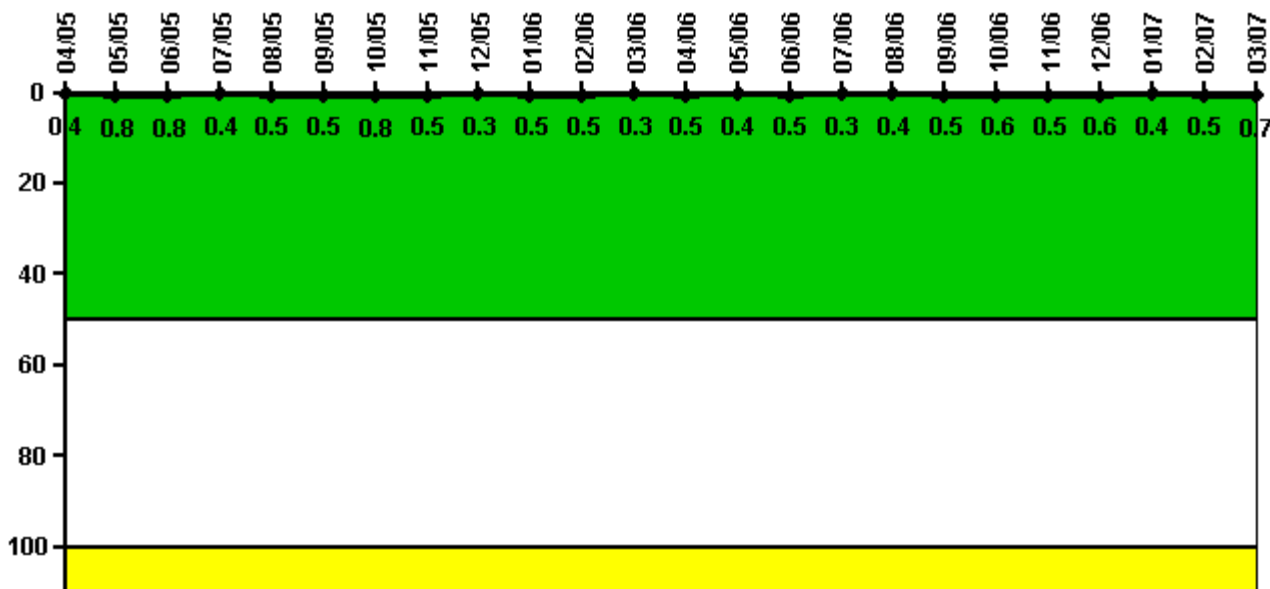
Notes

Reactor Coolant System Activity	4/05	5/05	6/05	7/05	8/05	9/05	10/05	11/05	12/05	1/06	2/06	3/06
Maximum activity	0.000720	0.000944	0.000761	0.000887	0.001030	0.000978	0.000971	0.001100	0.001200	0.001750	0.000926	0.001070
Technical specification limit	1.0	1.0	1.0	1.0	1.0	1.0	1.0	1.0	1.0	1.0	1.0	1.0
Indicator value	0.1	0.1	0.1	0.1	0.1	0.1	0.1	0.1	0.1	0.2	0.1	0.1

Reactor Coolant System Activity	4/06	5/06	6/06	7/06	8/06	9/06	10/06	11/06	12/06	1/07	2/07	3/07
Maximum activity	0.000468	0.000595	0.000501	0.000641	0.000702	0.000793	0.000610	0.000580	0.000824	0.000671	0.000763	0.000824
Technical specification limit	1.0	1.0	1.0	1.0	1.0	1.0	1.0	1.0	1.0	1.0	1.0	1.0
Indicator value	0	0.1	0.1	0.1	0.1	0.1	0.1	0.1	0.1	0.1	0.1	0.1

Licensee Comments: none

Reactor Coolant System Leakage



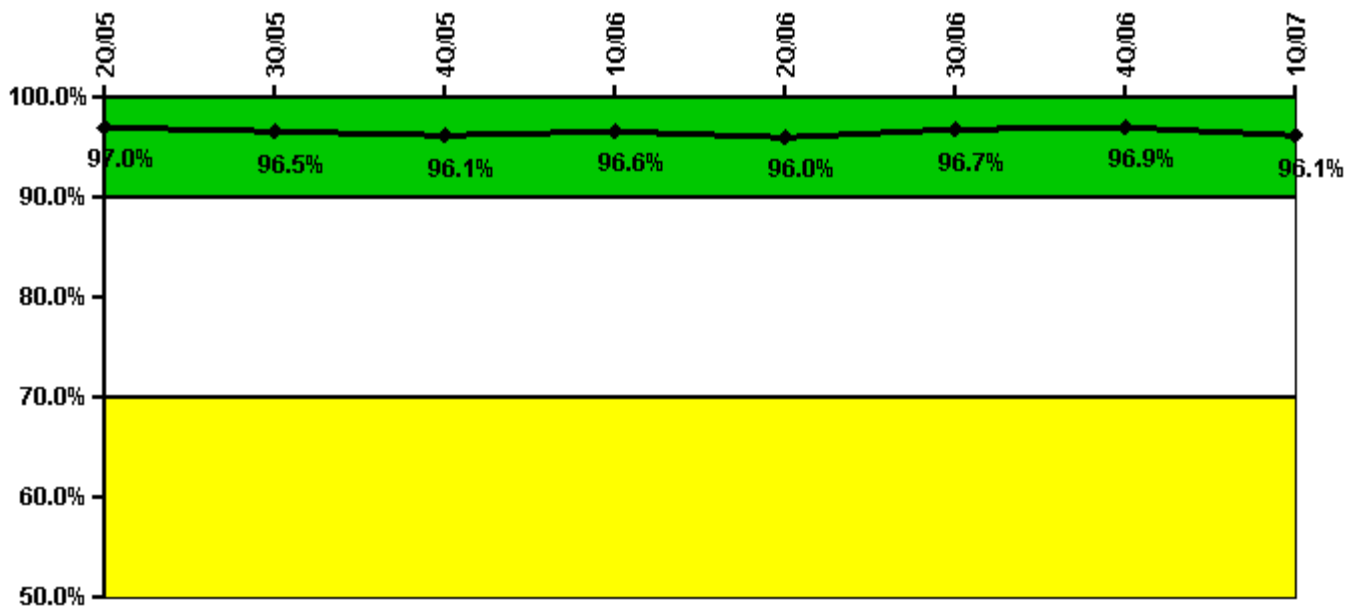
Thresholds: White > 50.0 Yellow > 100.0

Notes

Reactor Coolant System Leakage	4/05	5/05	6/05	7/05	8/05	9/05	10/05	11/05	12/05	1/06	2/06	3/06
Maximum leakage	0.040	0.080	0.080	0.040	0.050	0.050	0.080	0.050	0.030	0.050	0.050	0.030
Technical specification limit	10.0	10.0	10.0	10.0	10.0	10.0	10.0	10.0	10.0	10.0	10.0	10.0
Indicator value	0.4	0.8	0.8	0.4	0.5	0.5	0.8	0.5	0.3	0.5	0.5	0.3
Reactor Coolant System Leakage	4/06	5/06	6/06	7/06	8/06	9/06	10/06	11/06	12/06	1/07	2/07	3/07
Maximum leakage	0.050	0.040	0.050	0.030	0.040	0.050	0.060	0.050	0.060	0.040	0.050	0.070
Technical specification limit	10.0	10.0	10.0	10.0	10.0	10.0	10.0	10.0	10.0	10.0	10.0	10.0
Indicator value	0.5	0.4	0.5	0.3	0.4	0.5	0.6	0.5	0.6	0.4	0.5	0.7

Licensee Comments: none

Drill/Exercise Performance



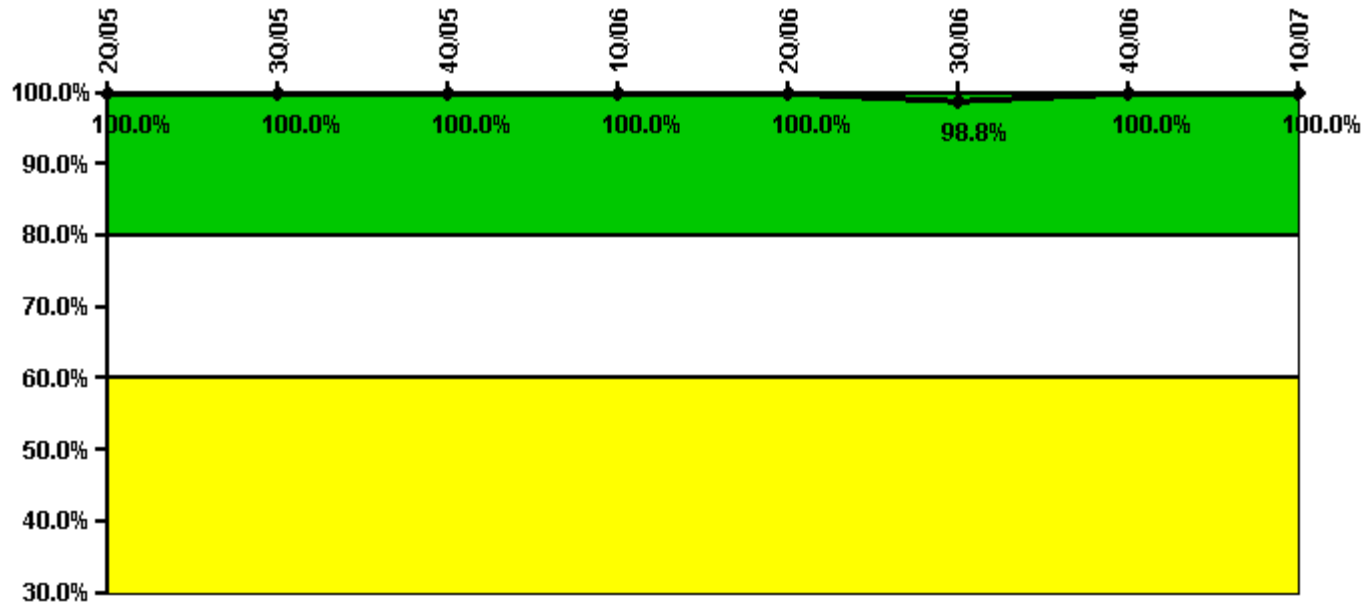
Thresholds: White < 90.0% Yellow < 70.0%

Notes

Drill/Exercise Performance	2Q/05	3Q/05	4Q/05	1Q/06	2Q/06	3Q/06	4Q/06	1Q/07
Successful opportunities	25.0	70.0	41.0	75.0	38.0	50.0	22.0	72.0
Total opportunities	25.0	73.0	43.0	75.0	41.0	51.0	22.0	79.0
Indicator value	97.0%	96.5%	96.1%	96.6%	96.0%	96.7%	96.9%	96.1%

Licensee Comments: none

ERO Drill Participation



Thresholds: White < 80.0% Yellow < 60.0%

Notes

ERO Drill Participation	2Q/05	3Q/05	4Q/05	1Q/06	2Q/06	3Q/06	4Q/06	1Q/07
Participating Key personnel	72.0	73.0	80.0	89.0	90.0	83.0	84.0	83.0
Total Key personnel	72.0	73.0	80.0	89.0	90.0	84.0	84.0	83.0
Indicator value	100.0%	100.0%	100.0%	100.0%	100.0%	98.8%	100.0%	100.0%

Licensee Comments: none

Alert & Notification System



Thresholds: White < 94.0% Yellow < 90.0%

Notes

Alert & Notification System	2Q/05	3Q/05	4Q/05	1Q/06	2Q/06	3Q/06	4Q/06	1Q/07
Successful siren-tests	375	327	376	328	422	328	374	328
Total sirens-tests	376	329	376	329	423	329	376	329
Indicator value	99.8%	99.7%	99.8%	99.7%	99.7%	99.8%	99.7%	99.7%

Licensee Comments: none

Occupational Exposure Control Effectiveness



Thresholds: White > 2.0 Yellow > 5.0

Notes

Occupational Exposure Control Effectiveness	2Q/05	3Q/05	4Q/05	1Q/06	2Q/06	3Q/06	4Q/06	1Q/07
High radiation area occurrences	0	0	0	0	0	0	0	0
Very high radiation area occurrences	0	0	0	0	0	0	0	0
Unintended exposure occurrences	0	0	0	0	0	0	0	0
Indicator value	0	0	0	0	0	0	0	0

Licensee Comments: none

RETS/ODCM Radiological Effluent



Thresholds: White > 1.0 Yellow > 3.0

Notes

RETS/ODCM Radiological Effluent	2Q/05	3Q/05	4Q/05	1Q/06	2Q/06	3Q/06	4Q/06	1Q/07
RETS/ODCM occurrences	0	0	0	0	0	0	0	0
Indicator value	0	0	0	0	0	0	0	0

Licensee Comments: none

[Physical Protection](#) information not publicly available.