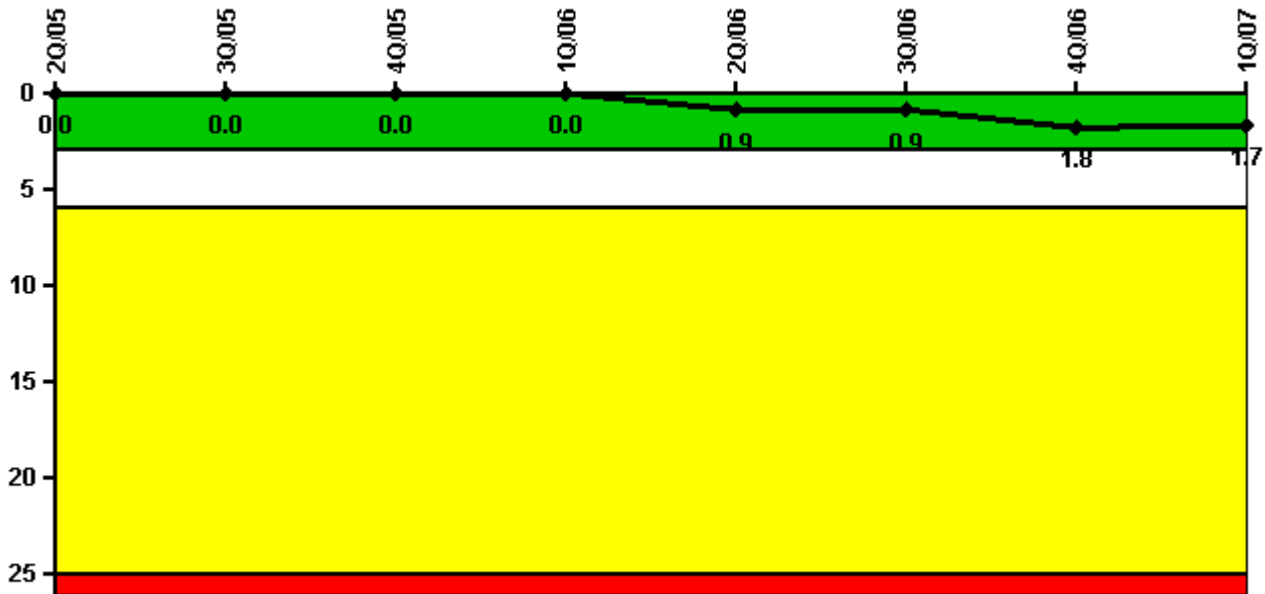


Susquehanna 1

1Q/2007 Performance Indicators

Licensee's General Comments: none

Unplanned Scrams per 7000 Critical Hrs



Thresholds: White > 3.0 Yellow > 6.0 Red > 25.0

Notes

Unplanned Scrams per 7000 Critical Hrs	2Q/05	3Q/05	4Q/05	1Q/06	2Q/06	3Q/06	4Q/06	1Q/07
Unplanned scrams	0	0	0	0	1.0	0	1.0	0
Critical hours	2183.0	2208.0	1838.6	1495.1	1873.6	2208.0	2133.0	2159.0
Indicator value	0	0	0	0	0.9	0.9	1.8	1.7

Licensee Comments: none

Scrams with Loss of Normal Heat Removal



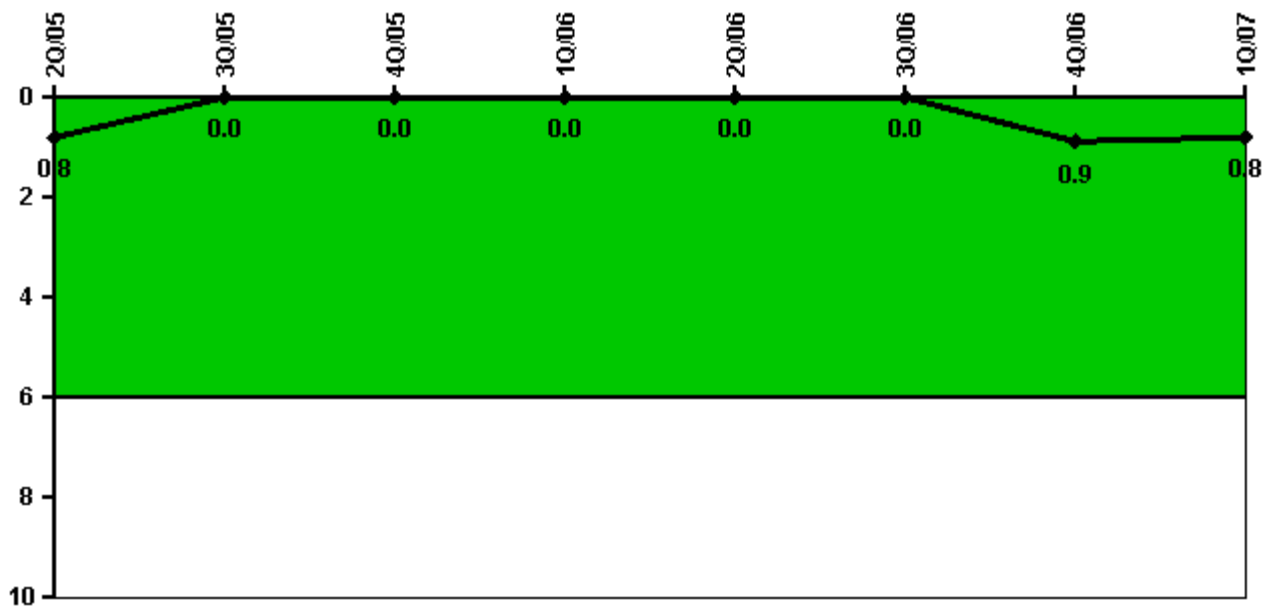
Thresholds: White > 2.0 Yellow > 10.0 Red > 20.0

Notes

Scrams with Loss of Normal Heat Removal	2Q/05	3Q/05	4Q/05	1Q/06	2Q/06	3Q/06	4Q/06	1Q/07
Scrams	0	0	0	0	0	0	0	0
Indicator value	0	0	0	0	0	0	0	0

Licensee Comments: none

Unplanned Power Changes per 7000 Critical Hrs



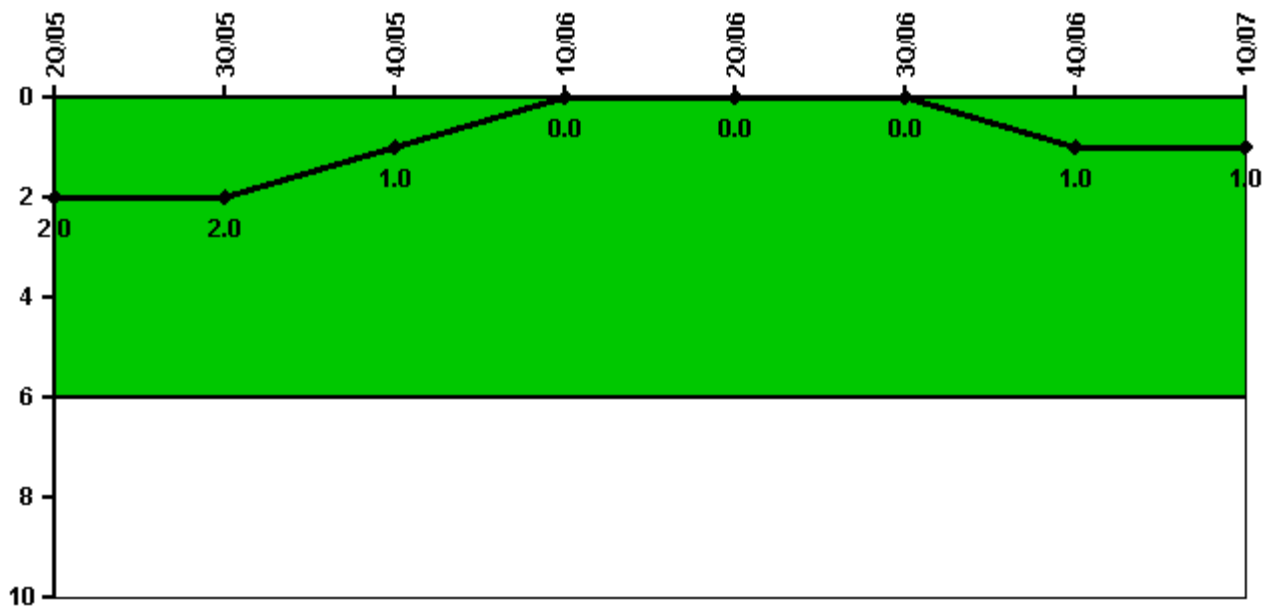
Thresholds: White > 6.0

Notes

Unplanned Power Changes per 7000 Critical Hrs	2Q/05	3Q/05	4Q/05	1Q/06	2Q/06	3Q/06	4Q/06	1Q/07
Unplanned power changes	0	0	0	0	0	0	1.0	0
Critical hours	2183.0	2208.0	1838.6	1495.1	1873.6	2208.0	2133.0	2159.0
Indicator value	0.8	0	0	0	0	0	0.9	0.8

Licensee Comments: none

Safety System Functional Failures (BWR)



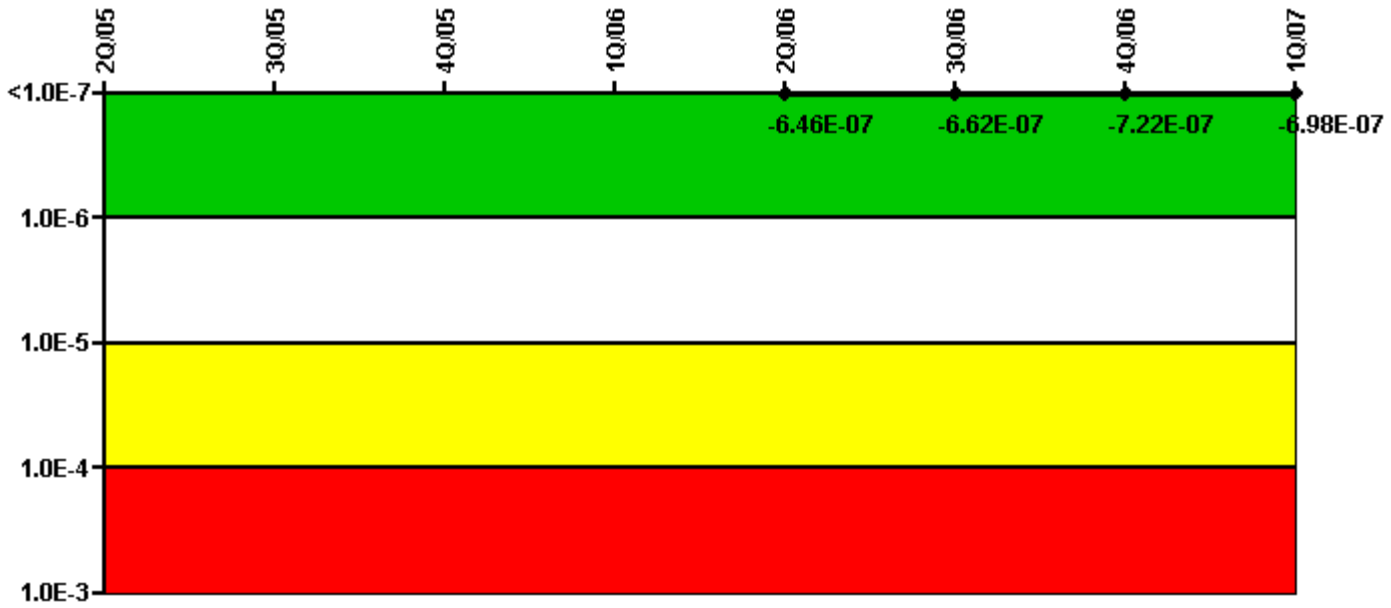
Thresholds: White > 6.0

Notes

Safety System Functional Failures (BWR)	2Q/05	3Q/05	4Q/05	1Q/06	2Q/06	3Q/06	4Q/06	1Q/07
Safety System Functional Failures	0	0	0	0	0	0	1	0
Indicator value	2	2	1	0	0	0	1	1

Licensee Comments: none

Mitigating Systems Performance Index, Emergency AC Power System



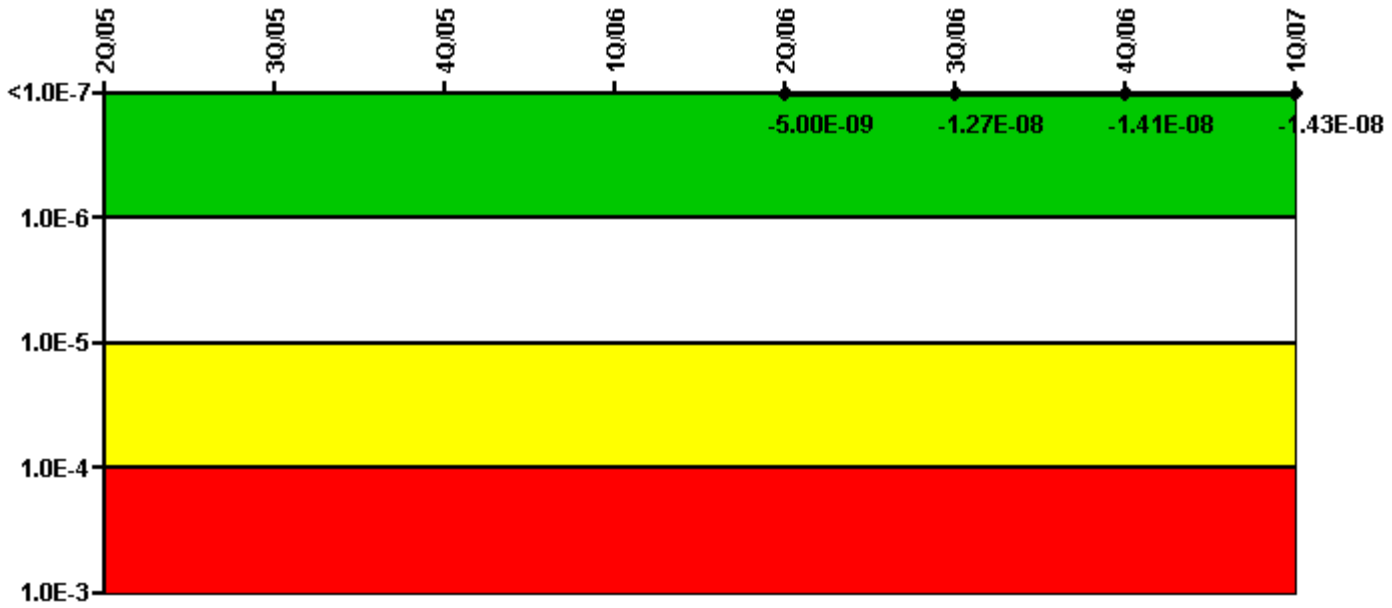
Thresholds: White > $1.00E-6$ Yellow > $1.00E-5$ Red > $1.00E-4$

Notes

Mitigating Systems Performance Index, Emergency AC Power System	2Q/05	3Q/05	4Q/05	1Q/06	2Q/06	3Q/06	4Q/06	1Q/07
UAI (Δ CDF)					-6.40E-09	-2.20E-08	-2.20E-08	-2.80E-08
URI (Δ CDF)					-6.40E-07	-6.40E-07	-7.00E-07	-6.70E-07
PLE					NO	NO	NO	NO
Indicator value					-6.46E-07	-6.62E-07	-7.22E-07	-6.98E-07

Licensee Comments: none

Mitigating Systems Performance Index, High Pressure Injection System



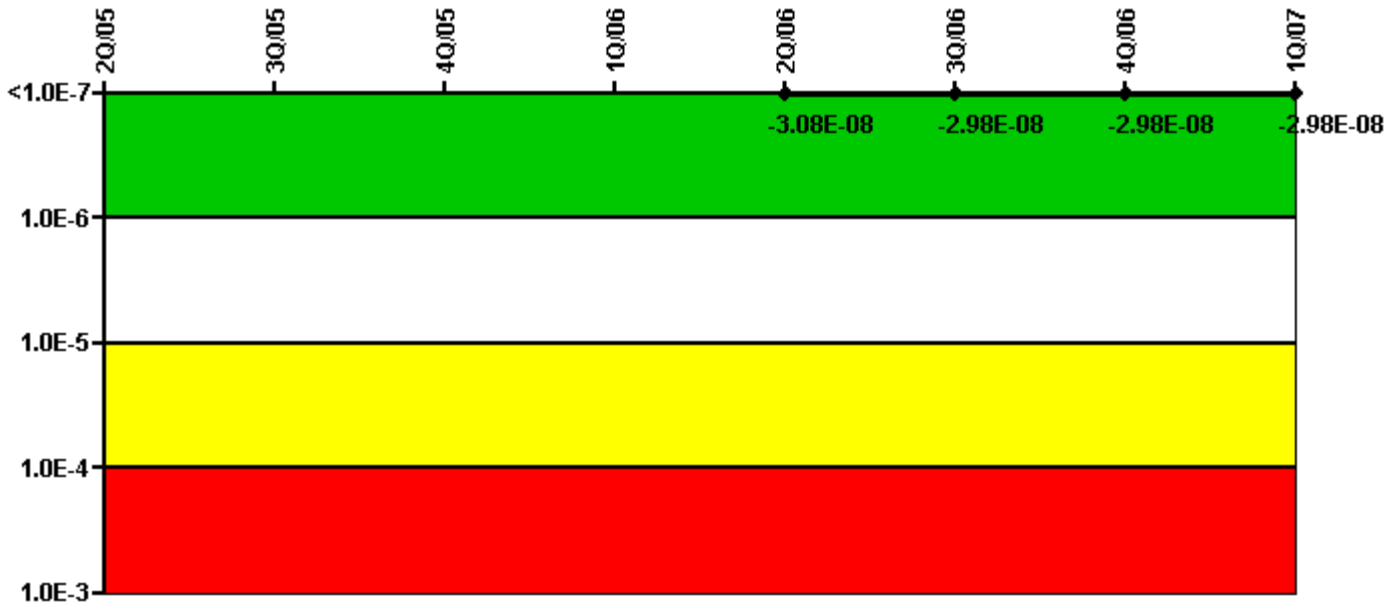
Thresholds: White > 1.00E-6 Yellow > 1.00E-5 Red > 1.00E-4

Notes

Mitigating Systems Performance Index, High Pressure Injection System	2Q/05	3Q/05	4Q/05	1Q/06	2Q/06	3Q/06	4Q/06	1Q/07
UAI (Δ CDF)					1.20E-08	3.30E-09	1.90E-09	1.70E-09
URI (Δ CDF)					-1.70E-08	-1.60E-08	-1.60E-08	-1.60E-08
PLE					NO	NO	NO	NO
Indicator value					-5.00E-09	-1.27E-08	-1.41E-08	-1.43E-08

Licensee Comments: none

Mitigating Systems Performance Index, Heat Removal System



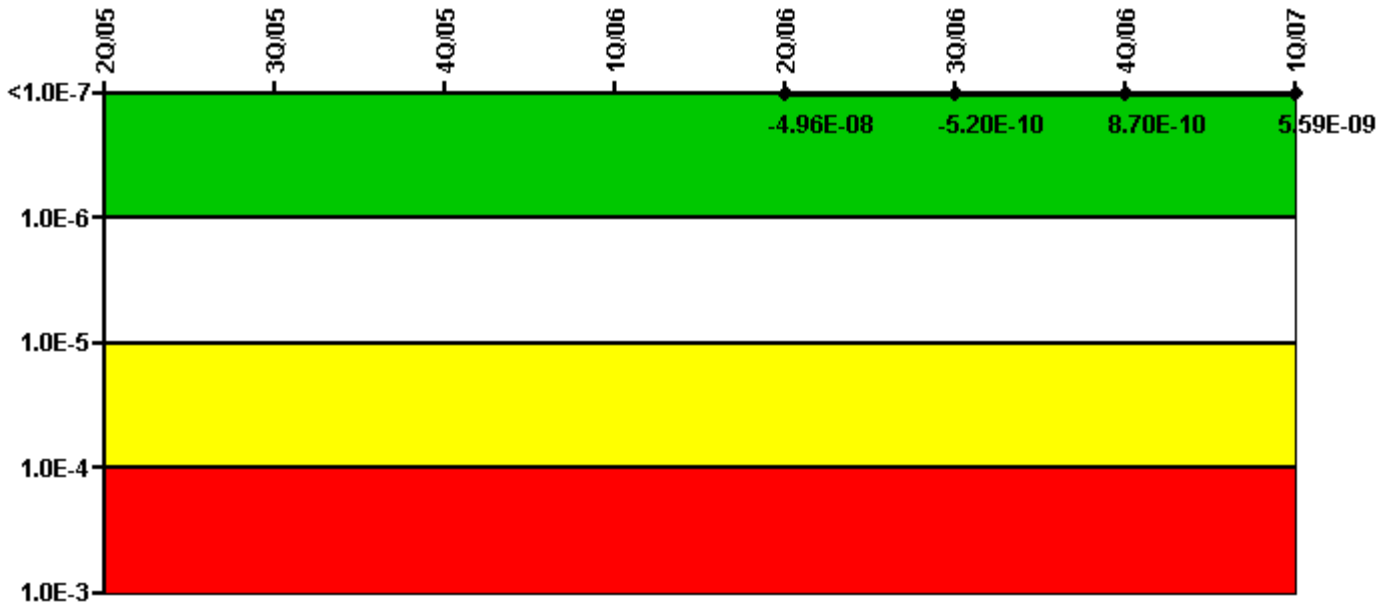
Thresholds: White > 1.00E-6 Yellow > 1.00E-5 Red > 1.00E-4

Notes

Mitigating Systems Performance Index, Heat Removal System	2Q/05	3Q/05	4Q/05	1Q/06	2Q/06	3Q/06	4Q/06	1Q/07
UAI (Δ CDF)					-7.80E-09	-7.80E-09	-7.80E-09	-7.80E-09
URI (Δ CDF)					-2.30E-08	-2.20E-08	-2.20E-08	-2.20E-08
PLE					NO	NO	NO	NO
Indicator value					-3.08E-08	-2.98E-08	-2.98E-08	-2.98E-08

Licensee Comments: none

Mitigating Systems Performance Index, Residual Heat Removal System



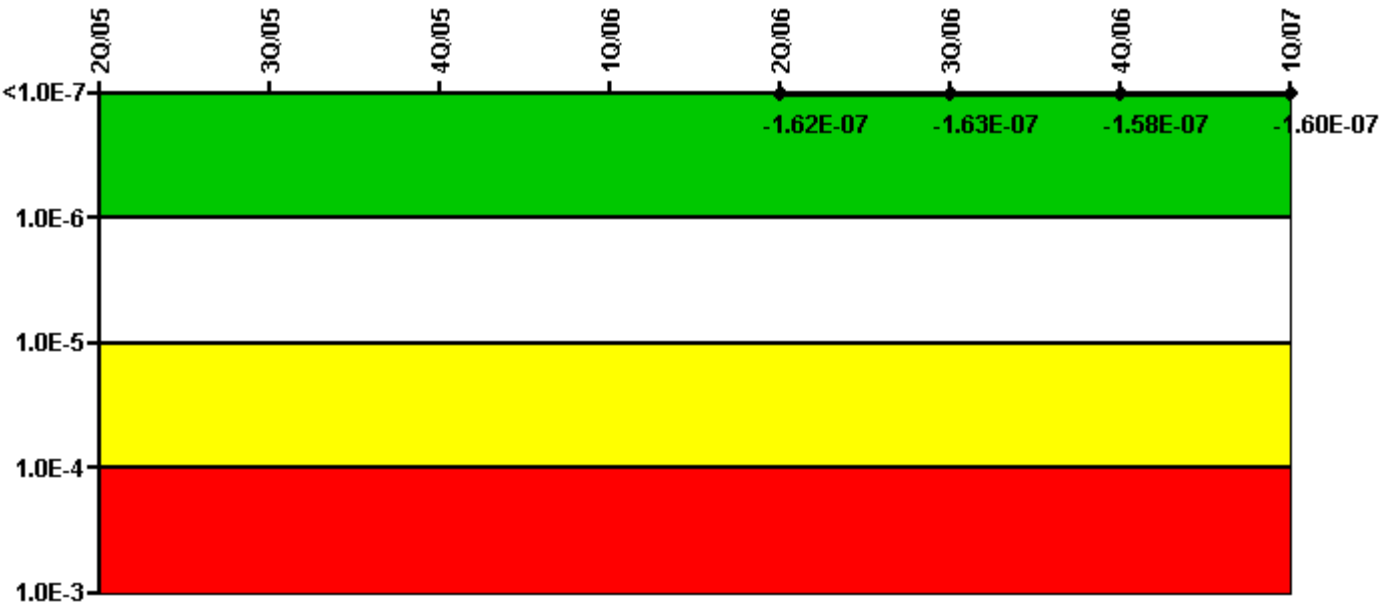
Thresholds: White > 1.00E-6 Yellow > 1.00E-5 Red > 1.00E-4

Notes

Mitigating Systems Performance Index, Residual Heat Removal System	2Q/05	3Q/05	4Q/05	1Q/06	2Q/06	3Q/06	4Q/06	1Q/07
UAI (Δ CDF)					4.50E-10	4.50E-10	3.50E-10	1.90E-10
URI (Δ CDF)					-5.00E-08	-9.70E-10	5.20E-10	5.40E-09
PLE					NO	NO	NO	NO
Indicator value					-4.96E-08	-5.20E-10	8.70E-10	5.59E-09

Licensee Comments: none

Mitigating Systems Performance Index, Cooling Water Systems



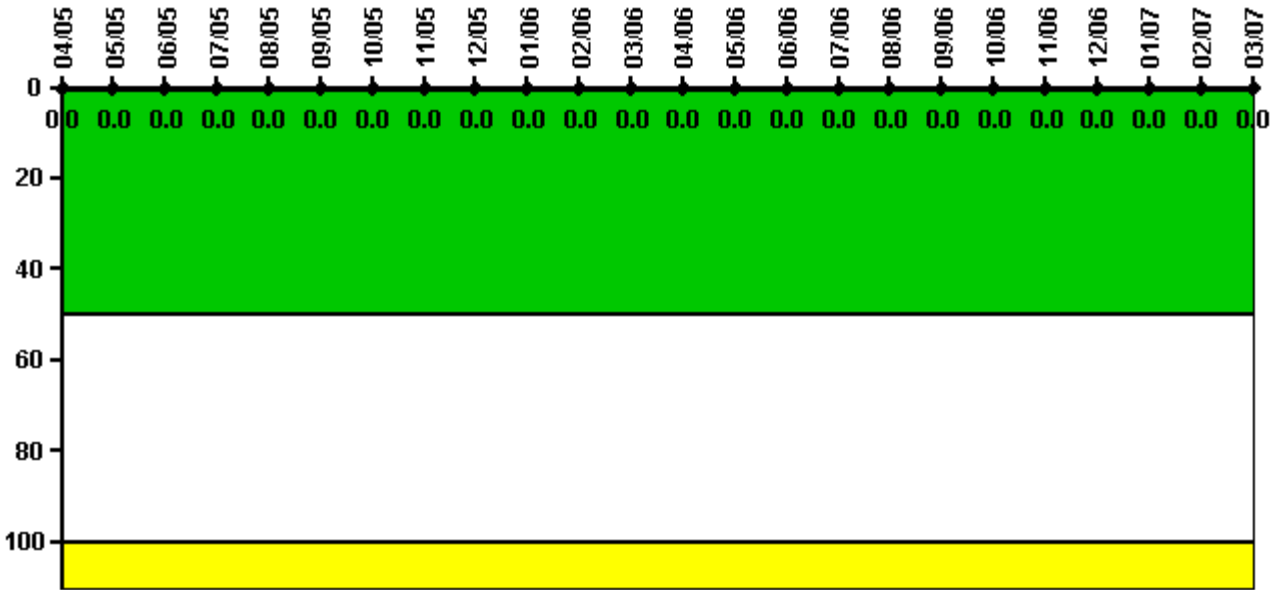
Thresholds: White > 1.00E-6 Yellow > 1.00E-5 Red > 1.00E-4

Notes

Mitigating Systems Performance Index, Cooling Water Systems	2Q/05	3Q/05	4Q/05	1Q/06	2Q/06	3Q/06	4Q/06	1Q/07
UAI (ΔCDF)					-1.50E-07	-1.50E-07	-1.50E-07	-1.50E-07
URI (ΔCDF)					-1.20E-08	-1.30E-08	-7.90E-09	-1.00E-08
PLE					NO	NO	NO	NO
Indicator value					-1.62E-07	-1.63E-07	-1.58E-07	-1.60E-07

Licensee Comments: none

Reactor Coolant System Activity



Thresholds: White > 50.0 Yellow > 100.0

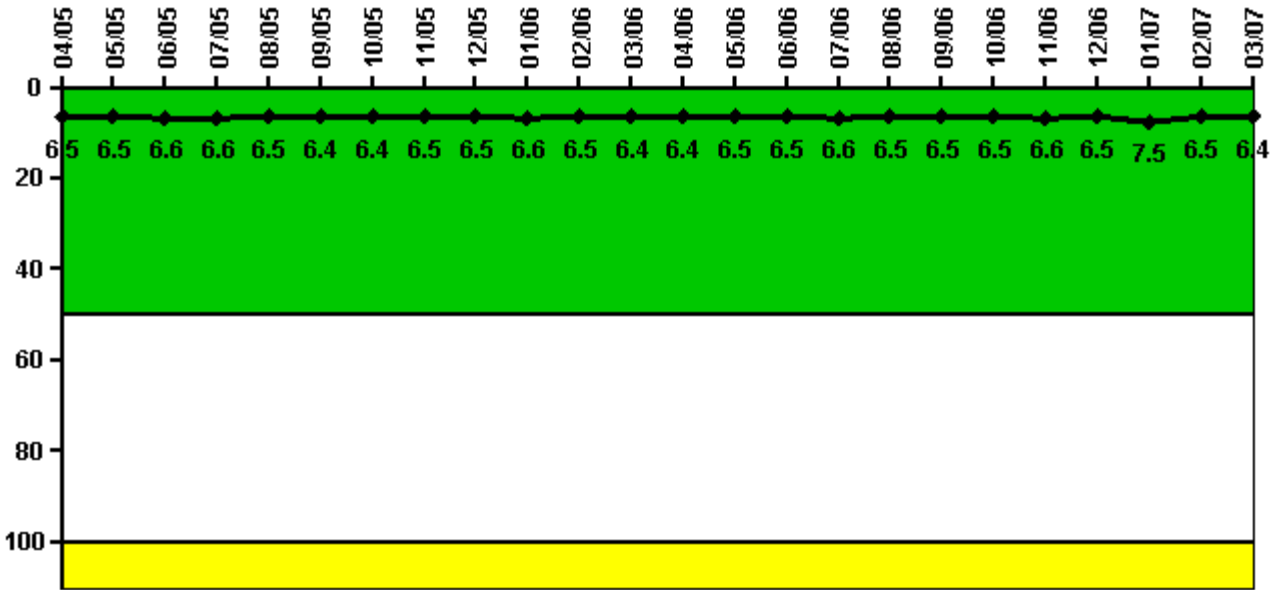
Notes

Reactor Coolant System Activity	4/05	5/05	6/05	7/05	8/05	9/05	10/05	11/05	12/05	1/06	2/06	3/06
Maximum activity	0.000005	0.000005	0.000005	0.000005	0.000006	0.000006	0.000012	0.000005	0.000004	0.000005	0.000005	0.000005
Technical specification limit	0.2	0.2	0.2	0.2	0.2	0.2	0.2	0.2	0.2	0.2	0.2	0.2
Indicator value	0	0	0	0	0	0	0	0	0	0	0	0

Reactor Coolant System Activity	4/06	5/06	6/06	7/06	8/06	9/06	10/06	11/06	12/06	1/07	2/07	3/07
Maximum activity	0.000002	0.000004	0.000003	0.000003	0.000003	0.000004	0.000006	0.000005	0.000004	0.000004	0.000004	0.000005
Technical specification limit	0.2	0.2	0.2	0.2	0.2	0.2	0.2	0.2	0.2	0.2	0.2	0.2
Indicator value	0	0	0	0	0	0	0	0	0	0	0	0

Licensee Comments: none

Reactor Coolant System Leakage



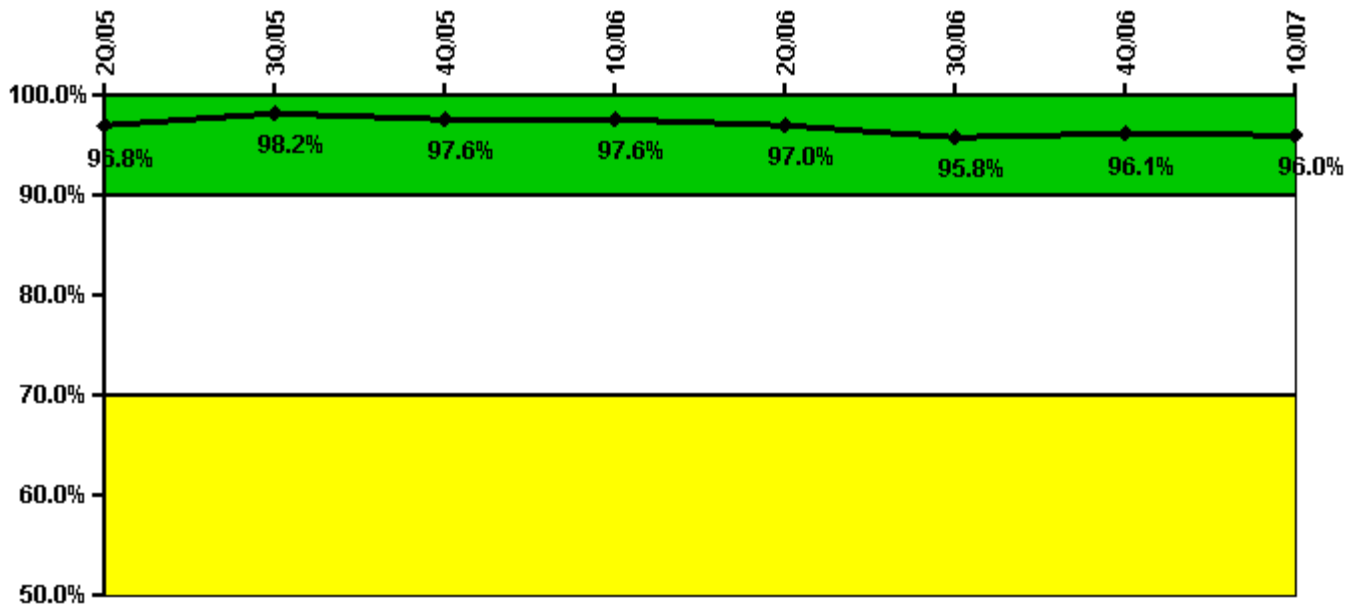
Thresholds: White > 50.0 Yellow > 100.0

Notes

Reactor Coolant System Leakage	4/05	5/05	6/05	7/05	8/05	9/05	10/05	11/05	12/05	1/06	2/06	3/06
Maximum leakage	1.630	1.630	1.650	1.640	1.620	1.610	1.600	1.630	1.630	1.640	1.620	1.600
Technical specification limit	25.0	25.0	25.0	25.0	25.0	25.0	25.0	25.0	25.0	25.0	25.0	25.0
Indicator value	6.5	6.5	6.6	6.6	6.5	6.4	6.4	6.5	6.5	6.6	6.5	6.4
Reactor Coolant System Leakage	4/06	5/06	6/06	7/06	8/06	9/06	10/06	11/06	12/06	1/07	2/07	3/07
Maximum leakage	1.600	1.620	1.620	1.640	1.630	1.630	1.630	1.640	1.620	1.870	1.620	1.610
Technical specification limit	25.0	25.0	25.0	25.0	25.0	25.0	25.0	25.0	25.0	25.0	25.0	25.0
Indicator value	6.4	6.5	6.5	6.6	6.5	6.5	6.5	6.6	6.5	7.5	6.5	6.4

Licensee Comments: none

Drill/Exercise Performance



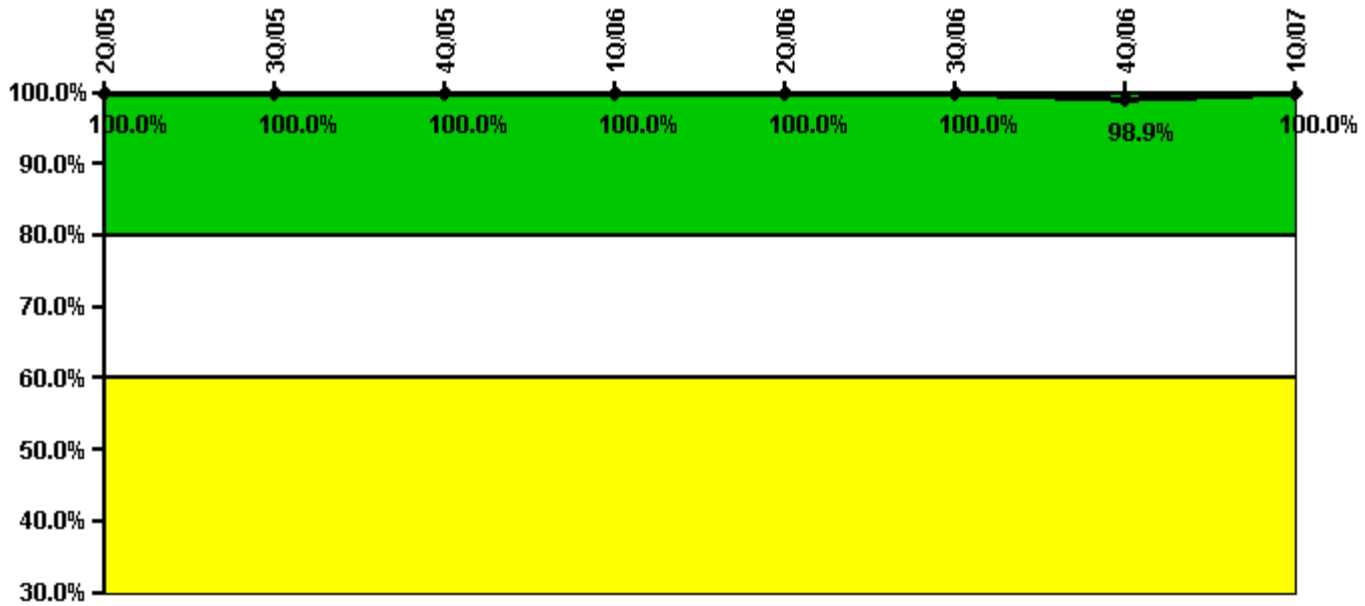
Thresholds: White < 90.0% Yellow < 70.0%

Notes

Drill/Exercise Performance	2Q/05	3Q/05	4Q/05	1Q/06	2Q/06	3Q/06	4Q/06	1Q/07
Successful opportunities	51.0	30.0	10.0	10.0	8.0	18.0	8.0	8.0
Total opportunities	53.0	30.0	11.0	10.0	9.0	20.0	8.0	8.0
Indicator value	96.8%	98.2%	97.6%	97.6%	97.0%	95.8%	96.1%	96.0%

Licensee Comments: none

ERO Drill Participation



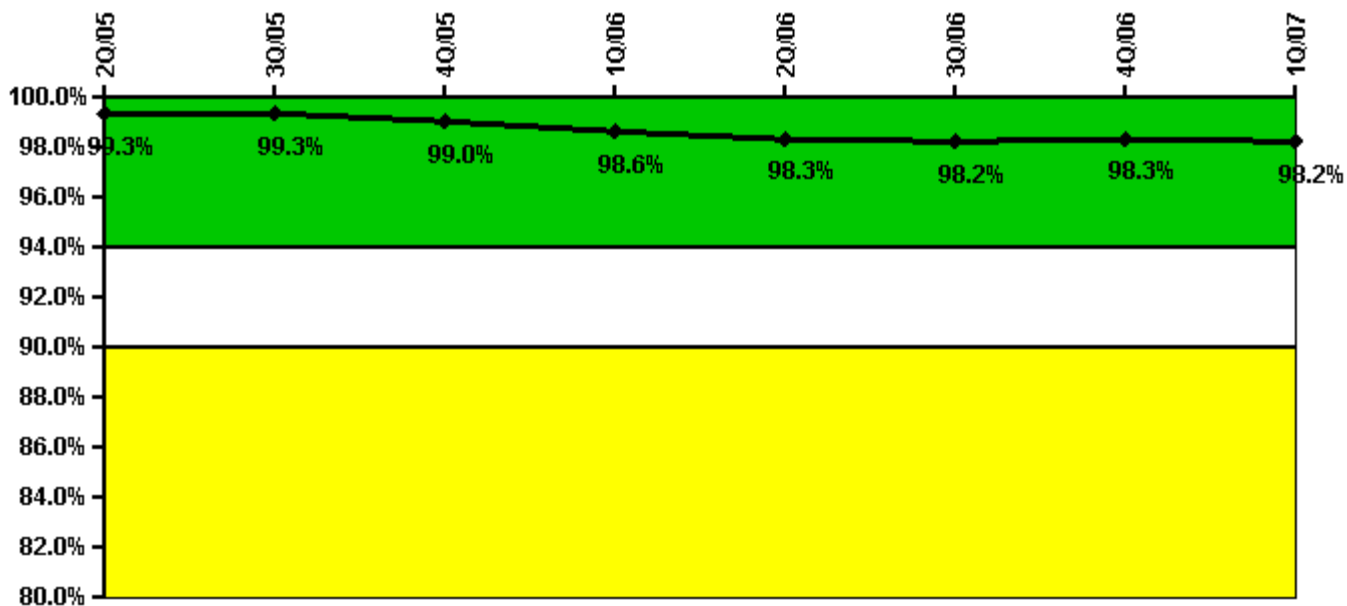
Thresholds: White < 80.0% Yellow < 60.0%

Notes

ERO Drill Participation	2Q/05	3Q/05	4Q/05	1Q/06	2Q/06	3Q/06	4Q/06	1Q/07
Participating Key personnel	95.0	91.0	94.0	95.0	92.0	91.0	86.0	80.0
Total Key personnel	95.0	91.0	94.0	95.0	92.0	91.0	87.0	80.0
Indicator value	100.0%	100.0%	100.0%	100.0%	100.0%	100.0%	98.9%	100.0%

Licensee Comments: none

Alert & Notification System



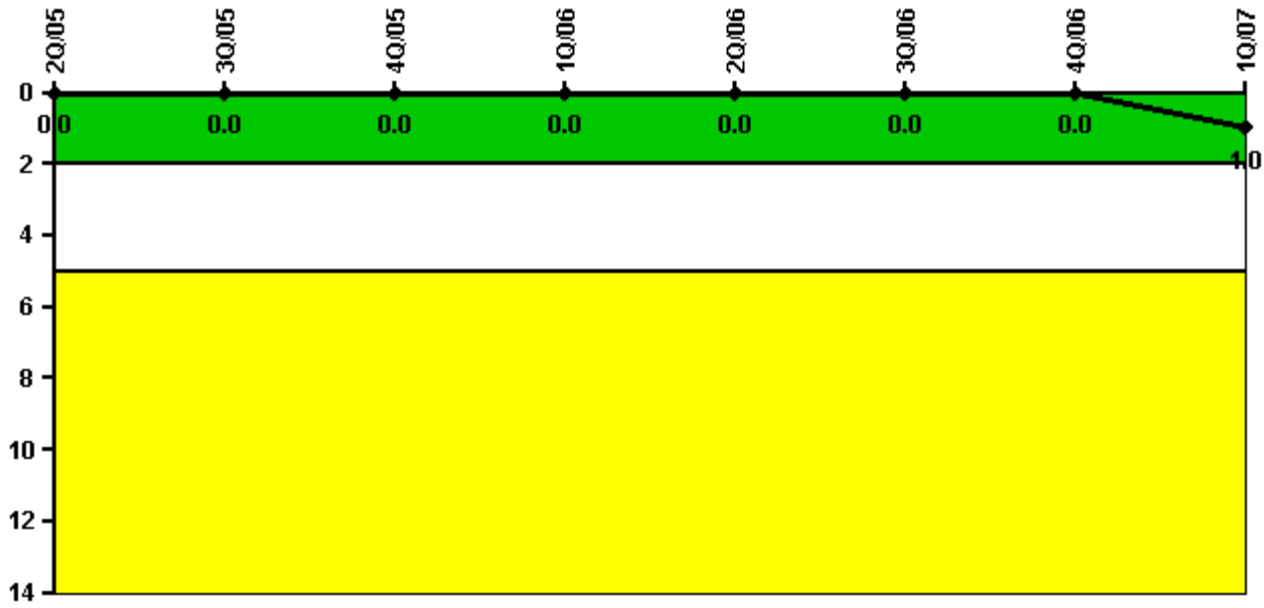
Thresholds: White < 94.0% Yellow < 90.0%

Notes

Alert & Notification System	2Q/05	3Q/05	4Q/05	1Q/06	2Q/06	3Q/06	4Q/06	1Q/07
Successful siren-tests	778	884	880	880	660	880	882	879
Total sirens-tests	784	896	896	896	672	896	896	896
Indicator value	99.3%	99.3%	99.0%	98.6%	98.3%	98.2%	98.3%	98.2%

Licensee Comments: none

Occupational Exposure Control Effectiveness



Thresholds: White > 2.0 Yellow > 5.0

Notes

Occupational Exposure Control Effectiveness	2Q/05	3Q/05	4Q/05	1Q/06	2Q/06	3Q/06	4Q/06	1Q/07
High radiation area occurrences	0	0	0	0	0	0	0	1
Very high radiation area occurrences	0	0	0	0	0	0	0	0
Unintended exposure occurrences	0	0	0	0	0	0	0	0
Indicator value	0	0	0	0	0	0	0	1

Licensee Comments: none

RETS/ODCM Radiological Effluent



Thresholds: White > 1.0 Yellow > 3.0

Notes

RETS/ODCM Radiological Effluent	2Q/05	3Q/05	4Q/05	1Q/06	2Q/06	3Q/06	4Q/06	1Q/07
RETS/ODCM occurrences	0	0	0	0	0	0	0	0
Indicator value	0	0	0	0	0	0	0	0

Licensee Comments: none

[Physical Protection](#) information not publicly available.