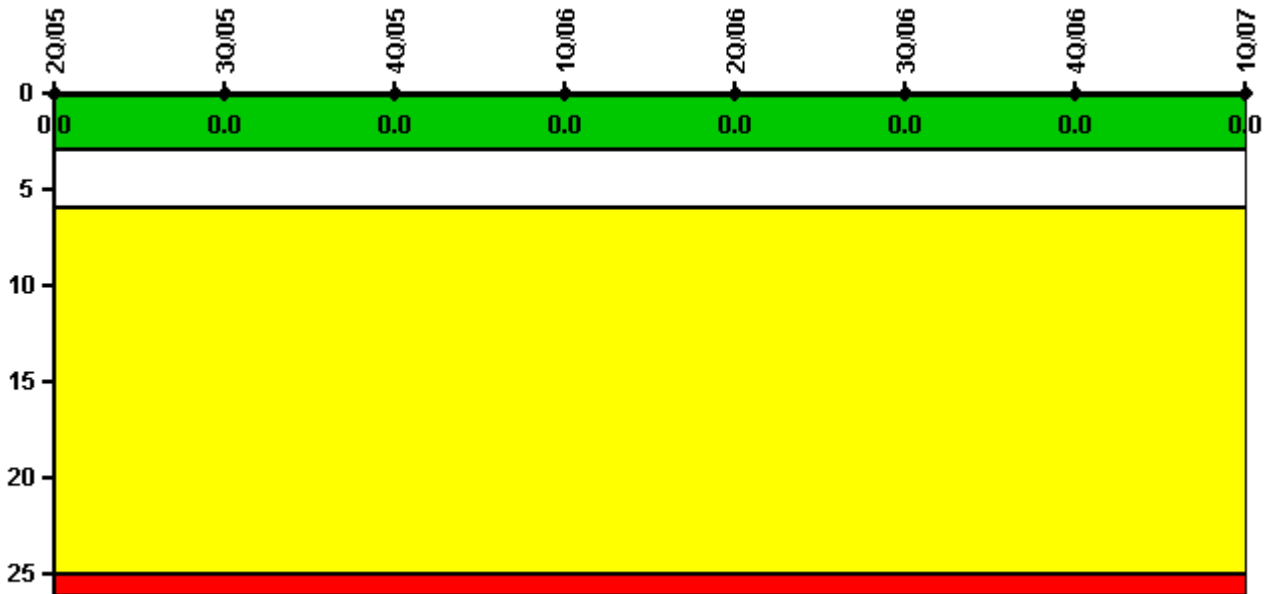


# Surry 1

## 1Q/2007 Performance Indicators

Licensee's General Comments: none

### Unplanned Scrams per 7000 Critical Hrs



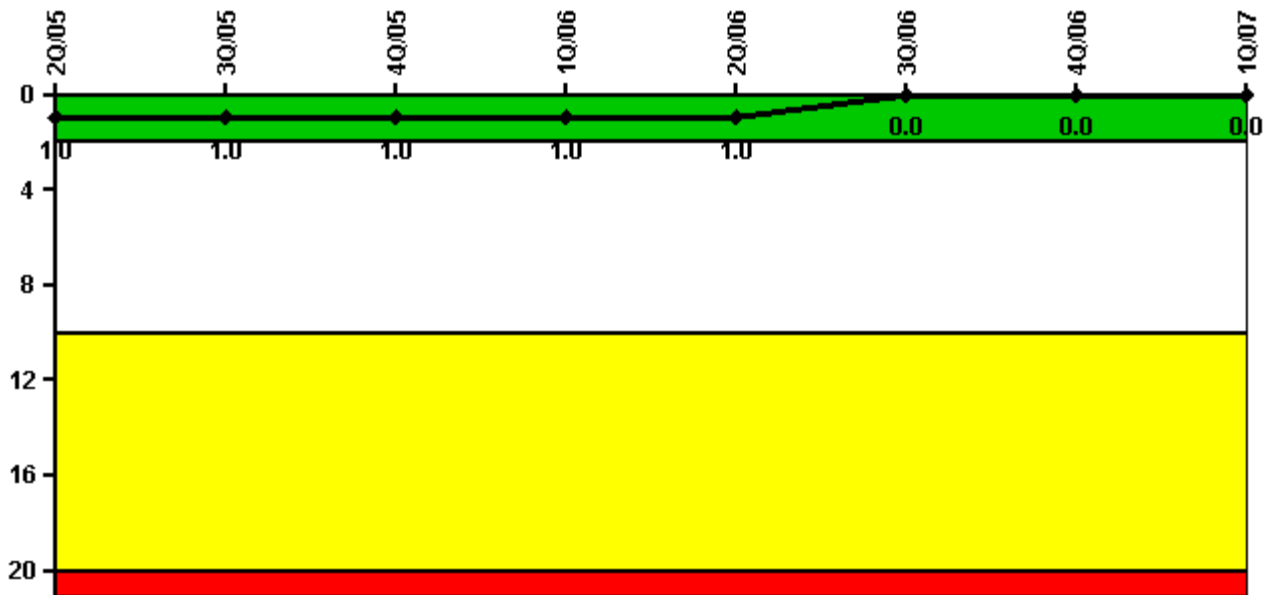
Thresholds: White > 3.0 Yellow > 6.0 Red > 25.0

### Notes

Unplanned Scrams per 7000 Critical Hrs	2Q/05	3Q/05	4Q/05	1Q/06	2Q/06	3Q/06	4Q/06	1Q/07
Unplanned scrams	0	0	0	0	0	0	0	0
Critical hours	2183.0	2208.0	1964.0	2160.0	1413.5	2208.0	2209.0	2133.5
Indicator value	0	0	0	0	0	0	0	0

Licensee Comments: none

## Scrams with Loss of Normal Heat Removal



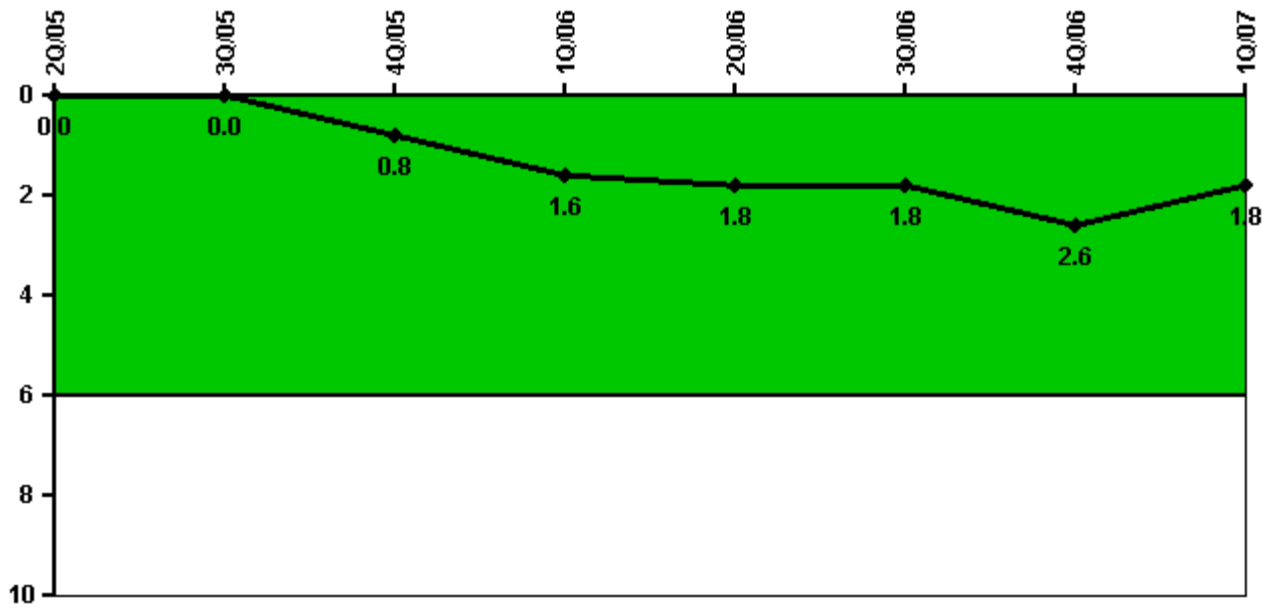
Thresholds: White > 2.0 Yellow > 10.0 Red > 20.0

### Notes

Scrams with Loss of Normal Heat Removal	2Q/05	3Q/05	4Q/05	1Q/06	2Q/06	3Q/06	4Q/06	1Q/07
Scrams	0	0	0	0	0	0	0	0
Indicator value	1.0	1.0	1.0	1.0	1.0	0	0	0

Licensee Comments: none

## Unplanned Power Changes per 7000 Critical Hrs



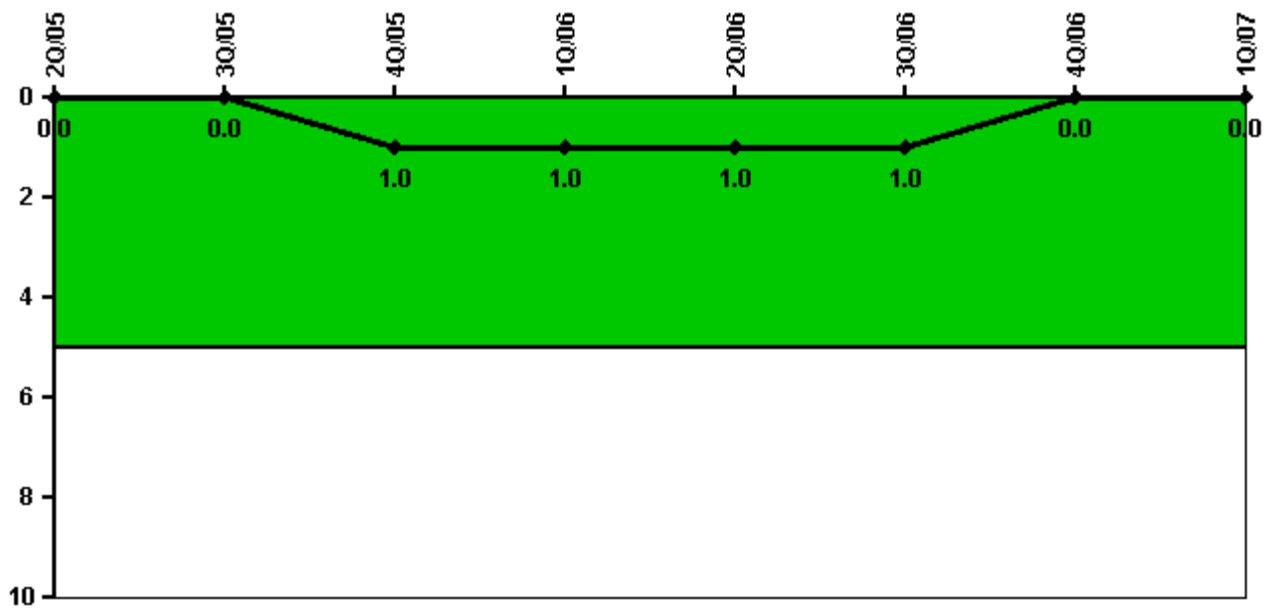
Thresholds: White > 6.0

### Notes

Unplanned Power Changes per 7000 Critical Hrs	2Q/05	3Q/05	4Q/05	1Q/06	2Q/06	3Q/06	4Q/06	1Q/07
Unplanned power changes	0	0	1.0	1.0	0	0	2.0	0
Critical hours	2183.0	2208.0	1964.0	2160.0	1413.5	2208.0	2209.0	2133.5
<b>Indicator value</b>	<b>0</b>	<b>0</b>	<b>0.8</b>	<b>1.6</b>	<b>1.8</b>	<b>1.8</b>	<b>2.6</b>	<b>1.8</b>

Licensee Comments: none

## Safety System Functional Failures (PWR)



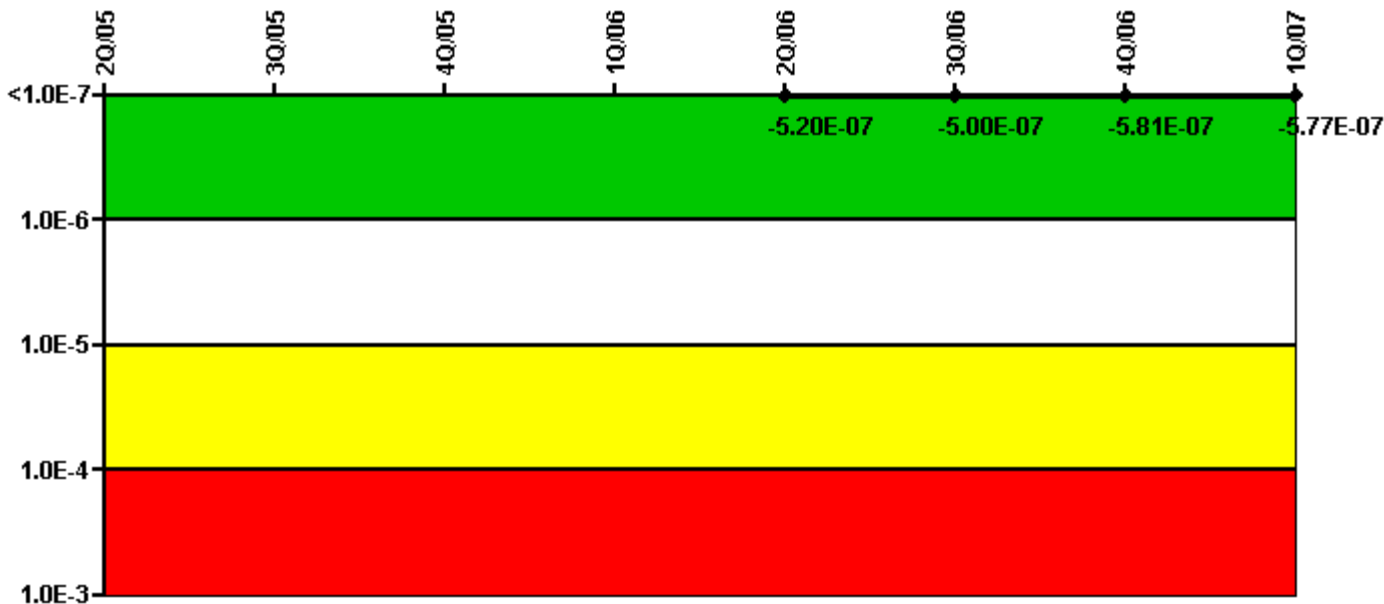
Thresholds: White > 5.0

### Notes

Safety System Functional Failures (PWR)	2Q/05	3Q/05	4Q/05	1Q/06	2Q/06	3Q/06	4Q/06	1Q/07
Safety System Functional Failures	0	0	1	0	0	0	0	0
Indicator value	0	0	1	1	1	1	0	0

Licensee Comments: none

# Mitigating Systems Performance Index, Emergency AC Power System



Thresholds: White > 1.00E-6 Yellow > 1.00E-5 Red > 1.00E-4

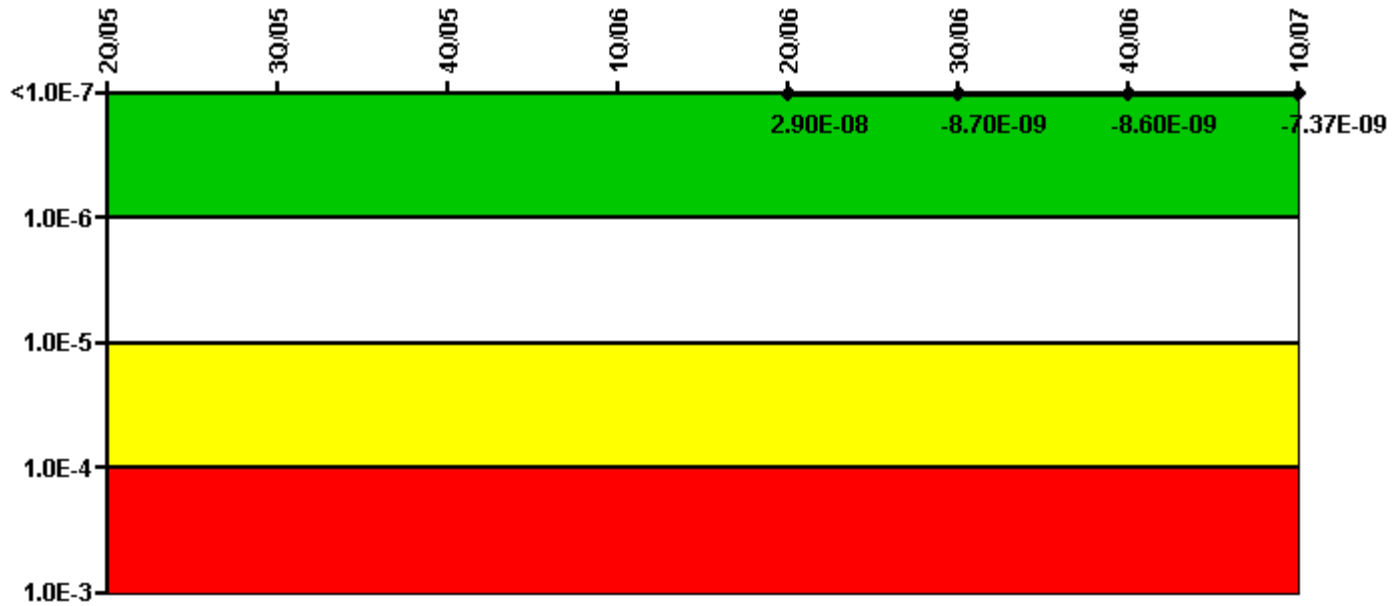
## Notes

Mitigating Systems Performance Index, Emergency AC Power System	2Q/05	3Q/05	4Q/05	1Q/06	2Q/06	3Q/06	4Q/06	1Q/07
UAI (ΔCDF)					5.00E-08	6.00E-08	5.90E-08	5.30E-08
URI (ΔCDF)					-5.70E-07	-5.60E-07	-6.40E-07	-6.30E-07
PLE					NO	NO	NO	NO
Indicator value					-5.20E-07	-5.00E-07	-5.81E-07	-5.77E-07

Licensee Comments:

1Q/07: During the NRC TI 2515/169 Mitigating Systems Performance Index Verification Inspection, the Resident Inspector found historical data inaccuracies. Data corrections were performed with no change in color.

# Mitigating Systems Performance Index, High Pressure Injection System



Thresholds: White >  $1.00E-6$  Yellow >  $1.00E-5$  Red >  $1.00E-4$

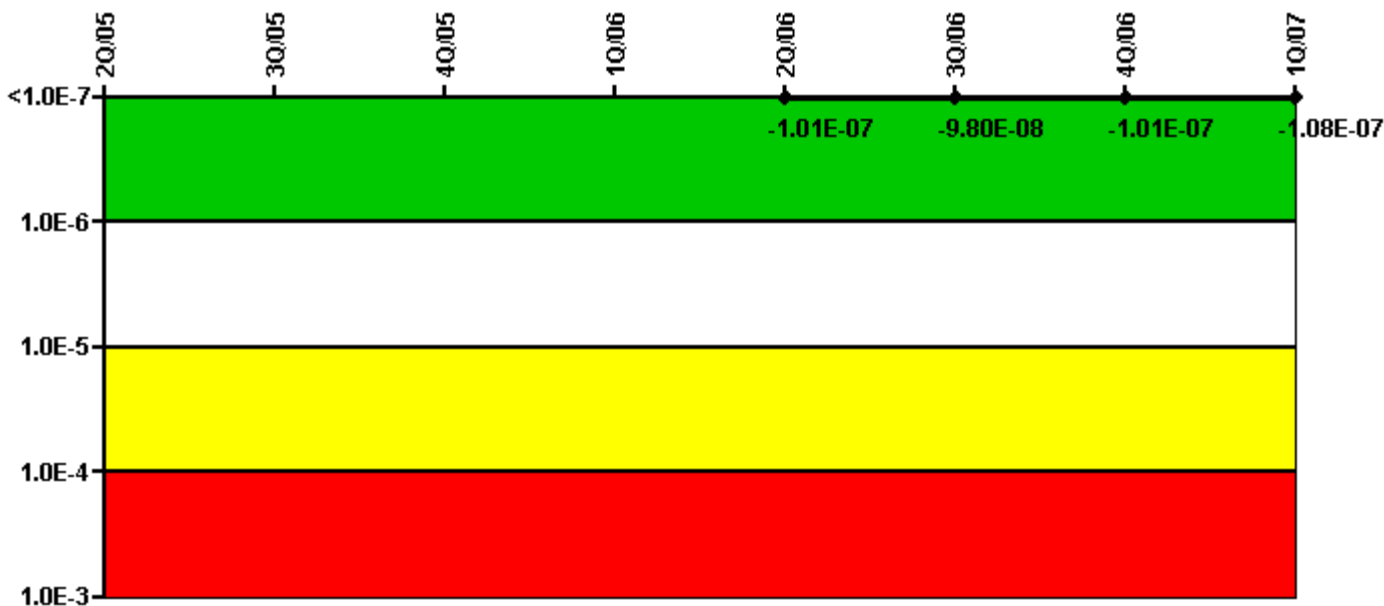
## Notes

Mitigating Systems Performance Index, High Pressure Injection System	2Q/05	3Q/05	4Q/05	1Q/06	2Q/06	3Q/06	4Q/06	1Q/07
UAI ( $\Delta$ CDF)					$-1.00E-09$	$-2.30E-09$	$-2.30E-09$	$-7.70E-10$
URI ( $\Delta$ CDF)					$3.00E-08$	$-6.40E-09$	$-6.30E-09$	$-6.60E-09$
PLE					NO	NO	NO	NO
Indicator value					$2.90E-08$	$-8.70E-09$	$-8.60E-09$	$-7.37E-09$

Licensee Comments:

1Q/07: During the NRC TI 2515/169 Mitigating Systems Performance Index Verification Inspection, the Resident Inspector found historical data inaccuracies. Data corrections were performed with no change in color.

# Mitigating Systems Performance Index, Heat Removal System



Thresholds: White > 1.00E-6 Yellow > 1.00E-5 Red > 1.00E-4

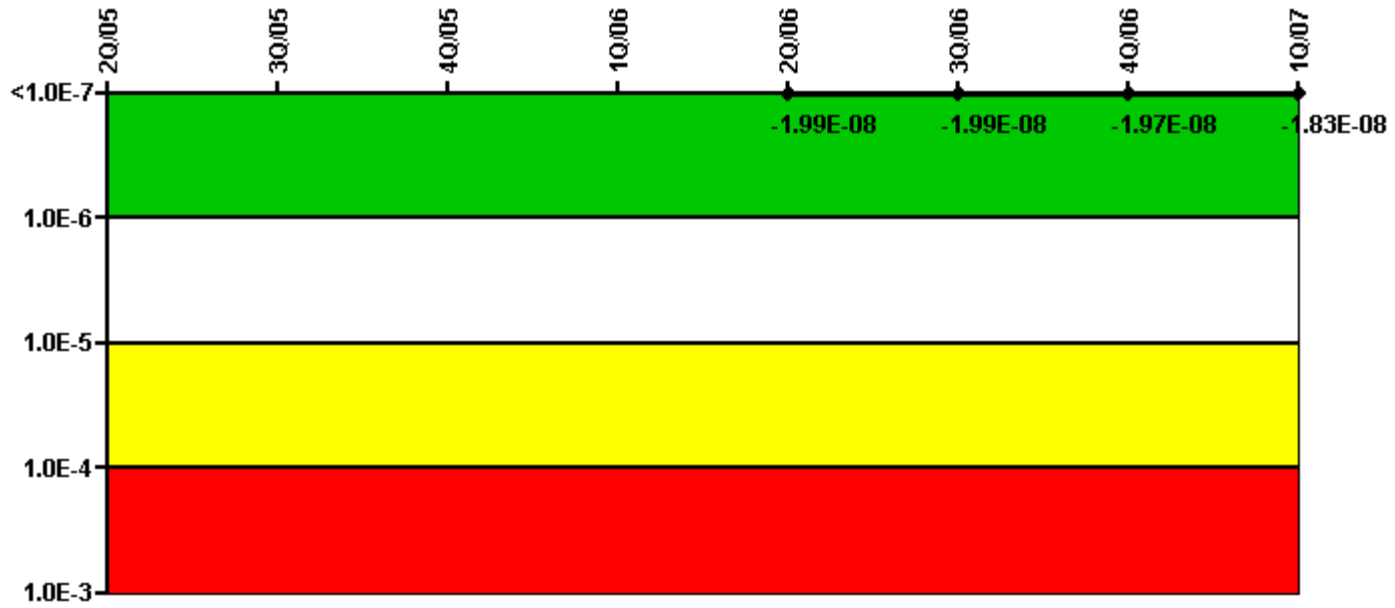
## Notes

Mitigating Systems Performance Index, Heat Removal System	2Q/05	3Q/05	4Q/05	1Q/06	2Q/06	3Q/06	4Q/06	1Q/07
UAI ( $\Delta$ CDF)					8.70E-09	1.20E-08	-6.30E-10	-8.10E-09
URI ( $\Delta$ CDF)					-1.10E-07	-1.10E-07	-1.00E-07	-1.00E-07
PLE					NO	NO	NO	NO
Indicator value					-1.01E-07	-9.80E-08	-1.01E-07	-1.08E-07

Licensee Comments:

1Q/07: During the NRC TI 2515/169 Mitigating Systems Performance Index Verification Inspection, the Resident Inspector found historical data inaccuracies. Data corrections were performed with no change in color.

# Mitigating Systems Performance Index, Residual Heat Removal System



Thresholds: White > 1.00E-6 Yellow > 1.00E-5 Red > 1.00E-4

## Notes

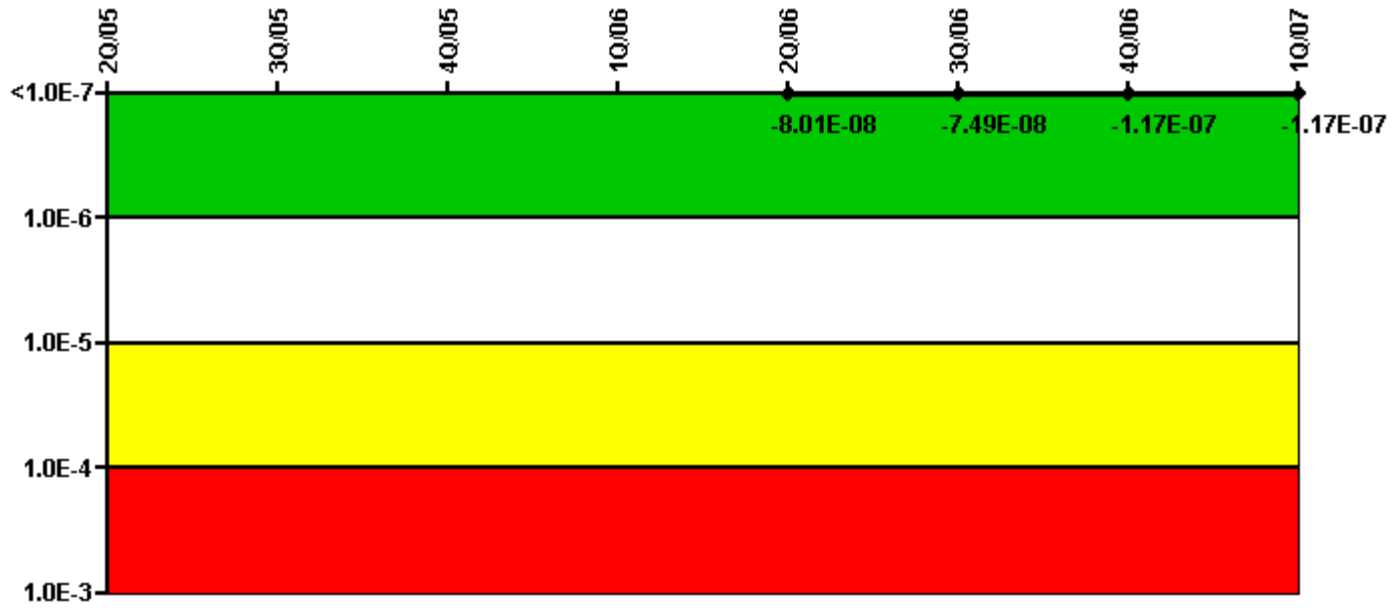
Mitigating Systems Performance Index, Residual Heat Removal System	2Q/05	3Q/05	4Q/05	1Q/06	2Q/06	3Q/06	4Q/06	1Q/07
UAI ( $\Delta$ CDF)					-4.90E-09	-4.90E-09	-4.70E-09	-3.30E-09
URI ( $\Delta$ CDF)					-1.50E-08	-1.50E-08	-1.50E-08	-1.50E-08
PLE					NO	NO	NO	NO
Indicator value					-1.99E-08	-1.99E-08	-1.97E-08	-1.83E-08

Licensee Comments:

1Q/07: During the NRC TI 2515/169 Mitigating Systems Performance Index Verification Inspection, the Resident Inspector found historical data inaccuracies. Data corrections were performed with no change in color.



# Mitigating Systems Performance Index, Cooling Water Systems



Thresholds: White > 1.00E-6 Yellow > 1.00E-5 Red > 1.00E-4

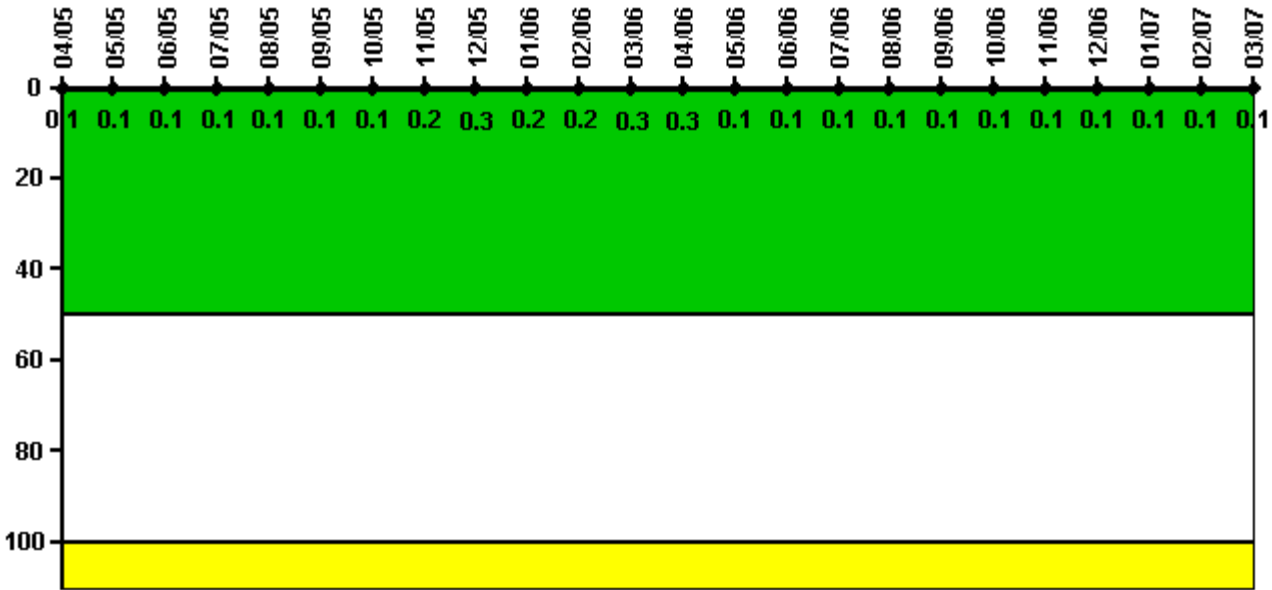
## Notes

Mitigating Systems Performance Index, Cooling Water Systems	2Q/05	3Q/05	4Q/05	1Q/06	2Q/06	3Q/06	4Q/06	1Q/07
UAI ( $\Delta$ CDF)					1.90E-09	3.10E-09	2.70E-09	2.70E-09
URI ( $\Delta$ CDF)					-8.20E-08	-7.80E-08	-1.20E-07	-1.20E-07
PLE					NO	NO	NO	NO
Indicator value					-8.01E-08	-7.49E-08	-1.17E-07	-1.17E-07

Licensee Comments:

1Q/07: During the NRC TI 2515/169 Mitigating Systems Performance Index Verification Inspection, the Resident Inspector found historical data inaccuracies. Data corrections were performed with no change in color.

# Reactor Coolant System Activity



**Thresholds: White > 50.0 Yellow > 100.0**

## Notes


Reactor Coolant System Activity	4/05	5/05	6/05	7/05	8/05	9/05	10/05	11/05	12/05	1/06	2/06	3/06
Maximum activity	0.001160	0.001190	0.001350	0.001460	0.001350	0.001480	0.001460	0.001630	0.003080	0.001720	0.001750	0.002760
Technical specification limit	1.0	1.0	1.0	1.0	1.0	1.0	1.0	1.0	1.0	1.0	1.0	1.0
Indicator value	0.1	0.1	0.1	0.1	0.1	0.1	0.1	0.2	0.3	0.2	0.2	0.3

Reactor Coolant System Activity	4/06	5/06	6/06	7/06	8/06	9/06	10/06	11/06	12/06	1/07	2/07	3/07
Maximum activity	0.003370	0.000813	0.001140	0.000901	0.000990	0.001120	0.001060	0.001120	0.001180	0.001220	0.001300	0.001420
Technical specification limit	1.0	1.0	1.0	1.0	1.0	1.0	1.0	1.0	1.0	1.0	1.0	1.0
Indicator value	0.3	0.1	0.1	0.1	0.1	0.1	0.1	0.1	0.1	0.1	0.1	0.1

Licensee Comments: none

# Reactor Coolant System Leakage



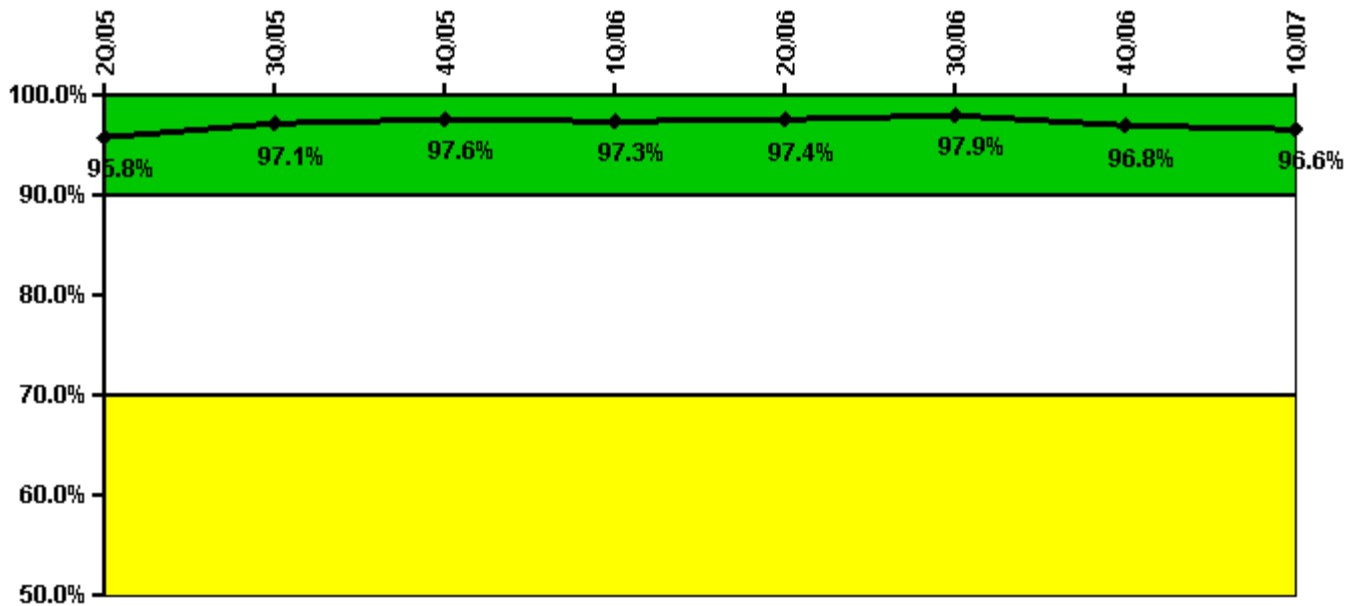
Thresholds: White > 50.0 Yellow > 100.0

## Notes

Reactor Coolant System Leakage	4/05	5/05	6/05	7/05	8/05	9/05	10/05	11/05	12/05	1/06	2/06	3/06
Maximum leakage	0.100	0.110	0.150	0.150	0.130	0.130	0.120	0.170	0.140	0.100	0.100	0.110
Technical specification limit	10.0	10.0	10.0	10.0	10.0	10.0	10.0	10.0	10.0	10.0	10.0	10.0
Indicator value	1.0	1.1	1.5	1.5	1.3	1.3	1.2	1.7	1.4	1.0	1.0	1.1
Reactor Coolant System Leakage	4/06	5/06	6/06	7/06	8/06	9/06	10/06	11/06	12/06	1/07	2/07	3/07
Maximum leakage	0.150	0.140	0.170	0.140	0.120	0.100	0.080	0.070	0.080	0.080	0.090	0.090
Technical specification limit	10.0	10.0	10.0	10.0	10.0	10.0	10.0	10.0	10.0	10.0	10.0	10.0
Indicator value	1.5	1.4	1.7	1.4	1.2	1.0	0.8	0.7	0.8	0.8	0.9	0.9

Licensee Comments: none

## Drill/Exercise Performance



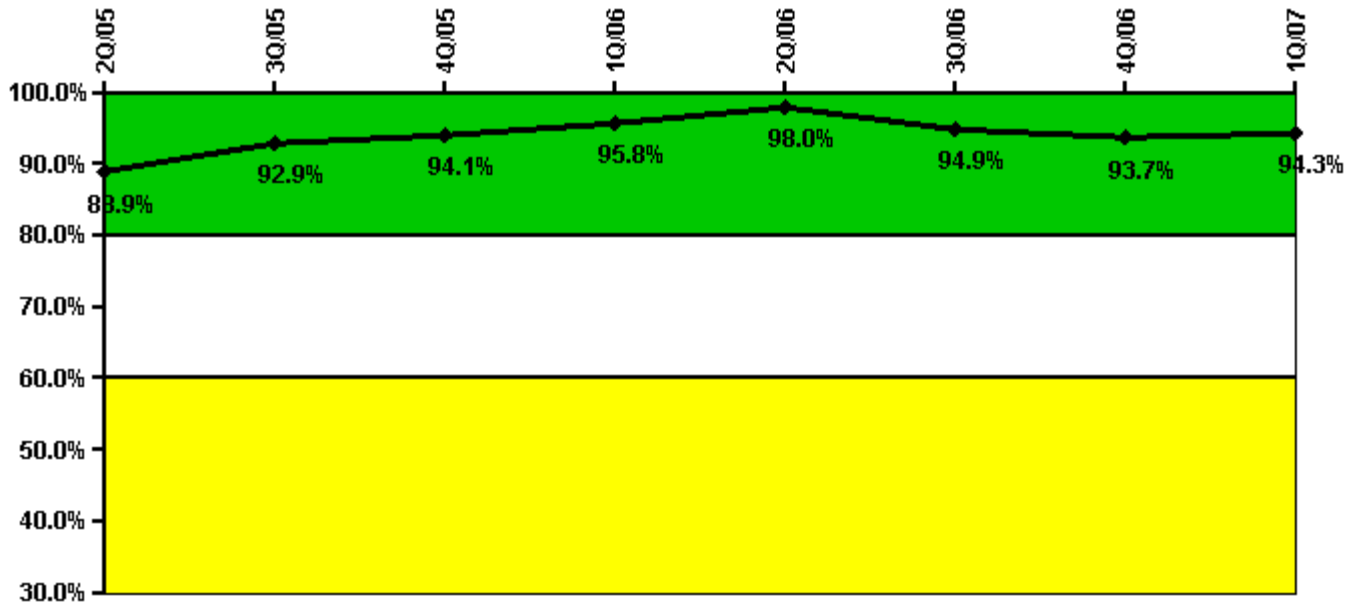
Thresholds: White < 90.0% Yellow < 70.0%

### Notes

Drill/Exercise Performance	2Q/05	3Q/05	4Q/05	1Q/06	2Q/06	3Q/06	4Q/06	1Q/07
Successful opportunities	20.0	29.0	27.0	34.0	22.0	31.0	1.0	33.0
Total opportunities	20.0	29.0	27.0	35.0	23.0	32.0	3.0	35.0
<b>Indicator value</b>	<b>95.8%</b>	<b>97.1%</b>	<b>97.6%</b>	<b>97.3%</b>	<b>97.4%</b>	<b>97.9%</b>	<b>96.8%</b>	<b>96.6%</b>

Licensee Comments: none

# ERO Drill Participation



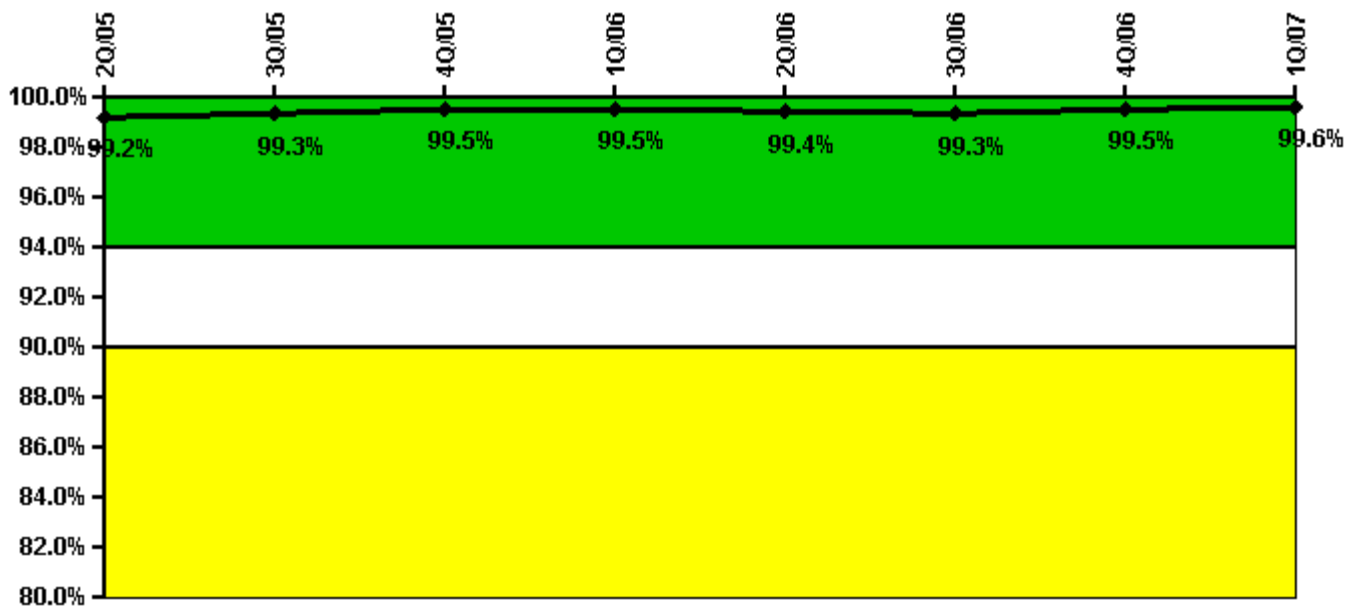
Thresholds: White < 80.0% Yellow < 60.0%

## Notes

ERO Drill Participation	2Q/05	3Q/05	4Q/05	1Q/06	2Q/06	3Q/06	4Q/06	1Q/07
Participating Key personnel	136.0	144.0	144.0	137.0	145.0	149.0	149.0	164.0
Total Key personnel	153.0	155.0	153.0	143.0	148.0	157.0	159.0	174.0
<b>Indicator value</b>	<b>88.9%</b>	<b>92.9%</b>	<b>94.1%</b>	<b>95.8%</b>	<b>98.0%</b>	<b>94.9%</b>	<b>93.7%</b>	<b>94.3%</b>

Licensee Comments: none

# Alert & Notification System



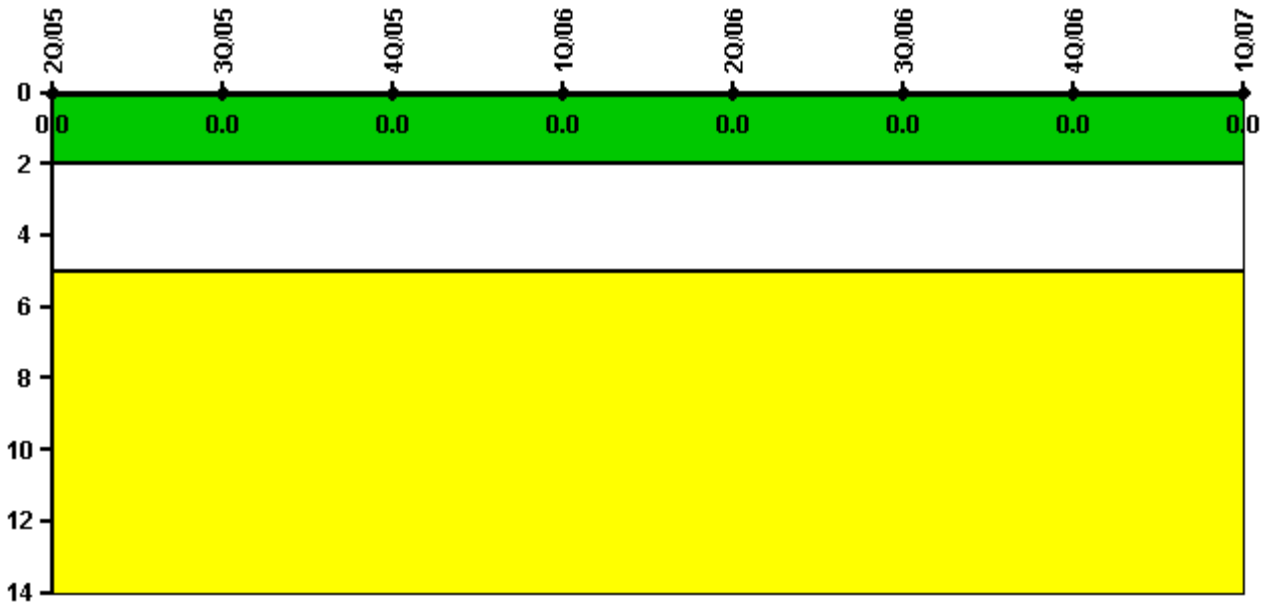
Thresholds: White < 94.0% Yellow < 90.0%

## Notes

Alert & Notification System	2Q/05	3Q/05	4Q/05	1Q/06	2Q/06	3Q/06	4Q/06	1Q/07
Successful siren-tests	475	541	472	542	473	539	476	543
Total sirens-tests	476	544	476	544	476	544	476	544
Indicator value	99.2%	99.3%	99.5%	99.5%	99.4%	99.3%	99.5%	99.6%

Licensee Comments: none

# Occupational Exposure Control Effectiveness



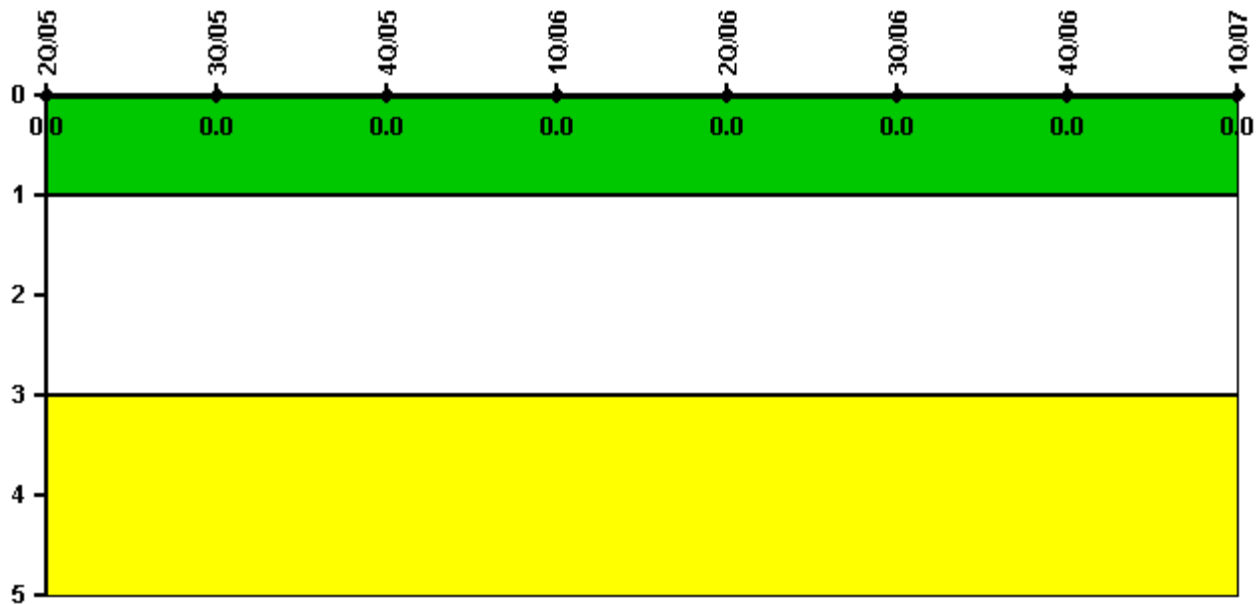
Thresholds: White > 2.0 Yellow > 5.0

## Notes

Occupational Exposure Control Effectiveness	2Q/05	3Q/05	4Q/05	1Q/06	2Q/06	3Q/06	4Q/06	1Q/07
High radiation area occurrences	0	0	0	0	0	0	0	0
Very high radiation area occurrences	0	0	0	0	0	0	0	0
Unintended exposure occurrences	0	0	0	0	0	0	0	0
<b>Indicator value</b>	<b>0</b>	<b>0</b>	<b>0</b>	<b>0</b>	<b>0</b>	<b>0</b>	<b>0</b>	<b>0</b>

Licensee Comments: none

# RETS/ODCM Radiological Effluent



Thresholds: White > 1.0 Yellow > 3.0

## Notes

RETS/ODCM Radiological Effluent	2Q/05	3Q/05	4Q/05	1Q/06	2Q/06	3Q/06	4Q/06	1Q/07
RETS/ODCM occurrences	0	0	0	0	0	0	0	0
Indicator value	0	0	0	0	0	0	0	0

Licensee Comments: none

[Physical Protection](#) information not publicly available.

▲ [Action Matrix Summary](#) | [Inspection Findings Summary](#) | [PI Summary](#) | [Reactor Oversight Process](#)

Last Modified: June 1, 2007