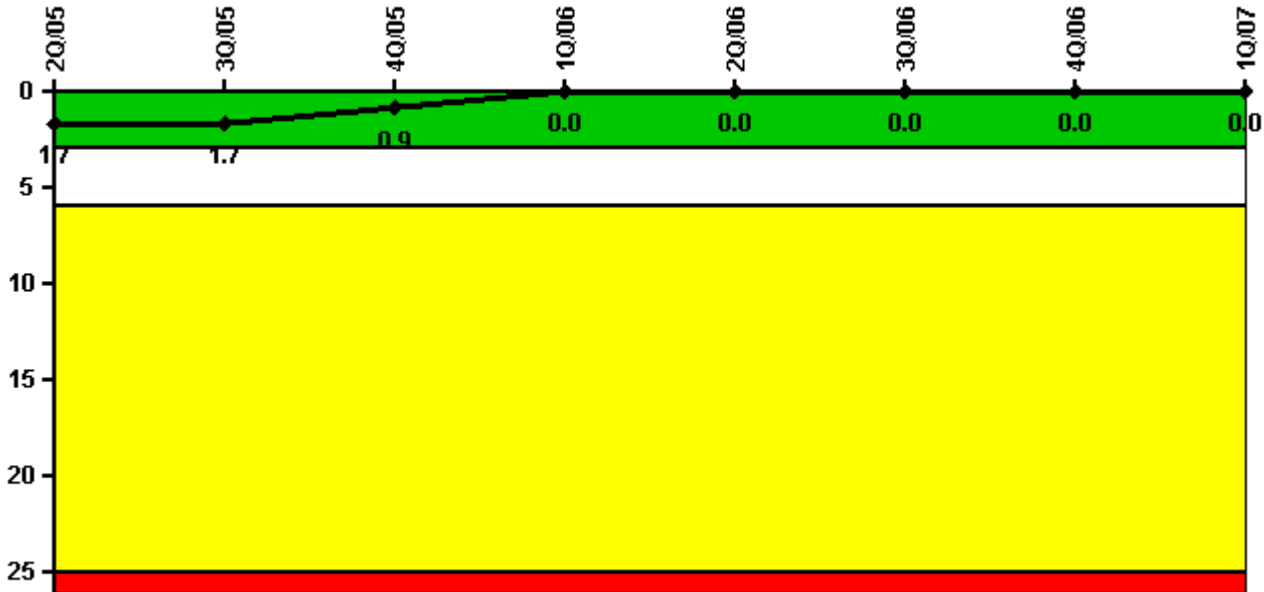


San Onofre 2

1Q/2007 Performance Indicators

Licensee's General Comments: none

Unplanned Scrams per 7000 Critical Hrs



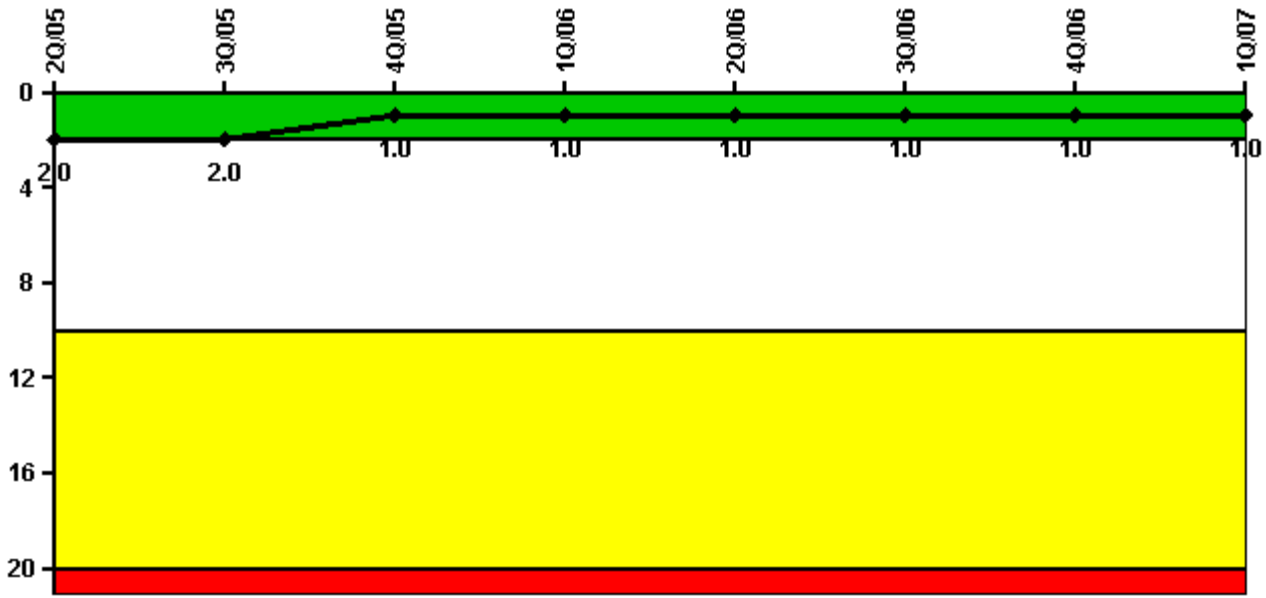
Thresholds: White > 3.0 Yellow > 6.0 Red > 25.0

Notes

Unplanned Scrams per 7000 Critical Hrs	2Q/05	3Q/05	4Q/05	1Q/06	2Q/06	3Q/06	4Q/06	1Q/07
Unplanned scrams	0	0	0	0	0	0	0	0
Critical hours	2158.0	2208.0	2209.0	59.3	1880.1	2208.0	2209.0	2159.0
Indicator value	1.7	1.7	0.9	0	0	0	0	0

Licensee Comments: none

Scrams with Loss of Normal Heat Removal



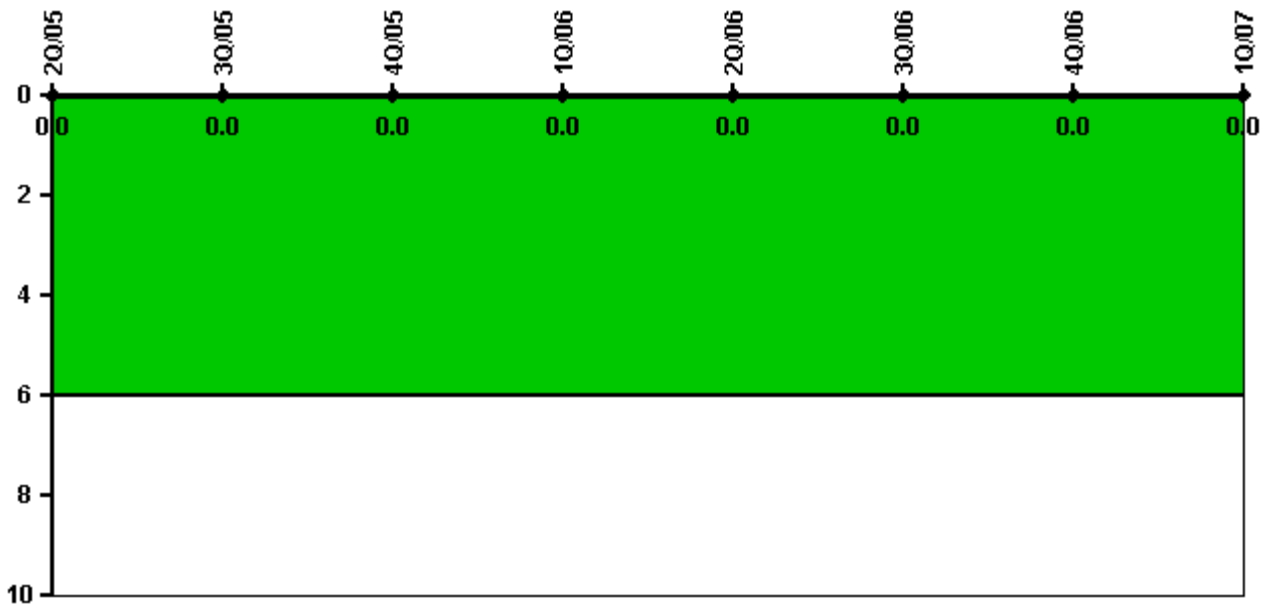
Thresholds: White > 2.0 Yellow > 10.0 Red > 20.0

Notes

Scrams with Loss of Normal Heat Removal	2Q/05	3Q/05	4Q/05	1Q/06	2Q/06	3Q/06	4Q/06	1Q/07
Scrams	0	0	0	0	0	0	0	0
Indicator value	2.0	2.0	1.0	1.0	1.0	1.0	1.0	1.0

Licensee Comments: none

Unplanned Power Changes per 7000 Critical Hrs



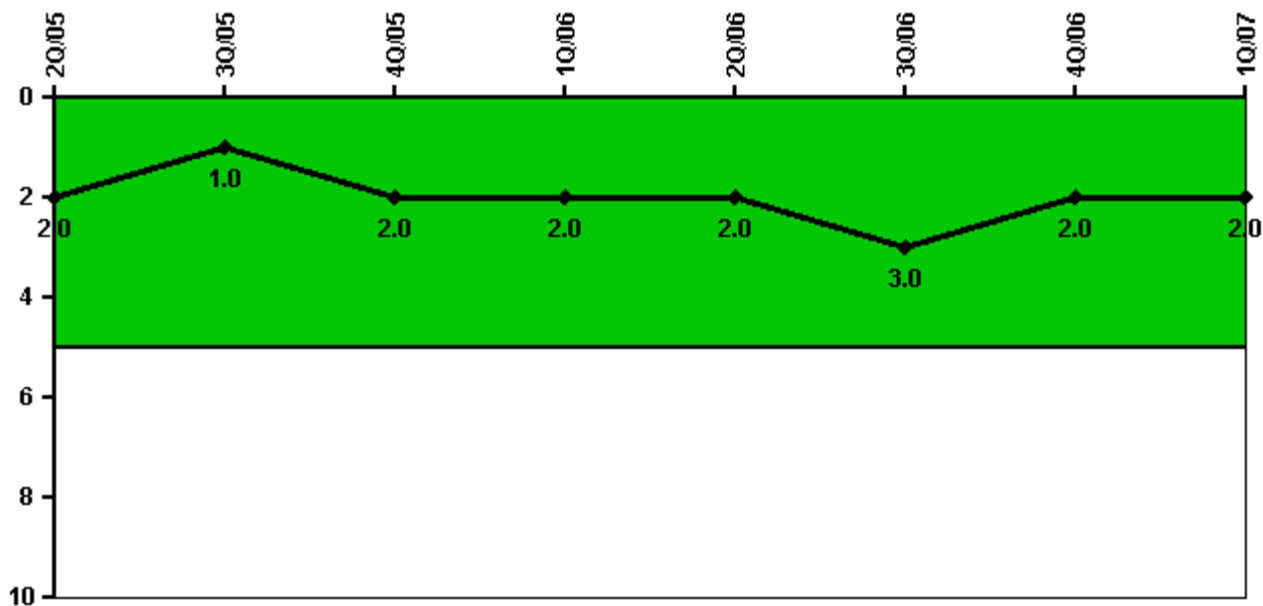
Thresholds: White > 6.0

Notes

Unplanned Power Changes per 7000 Critical Hrs	2Q/05	3Q/05	4Q/05	1Q/06	2Q/06	3Q/06	4Q/06	1Q/07
Unplanned power changes	0	0	0	0	0	0	0	0
Critical hours	2158.0	2208.0	2209.0	59.3	1880.1	2208.0	2209.0	2159.0
Indicator value	0	0	0	0	0	0	0	0

Licensee Comments: none

Safety System Functional Failures (PWR)



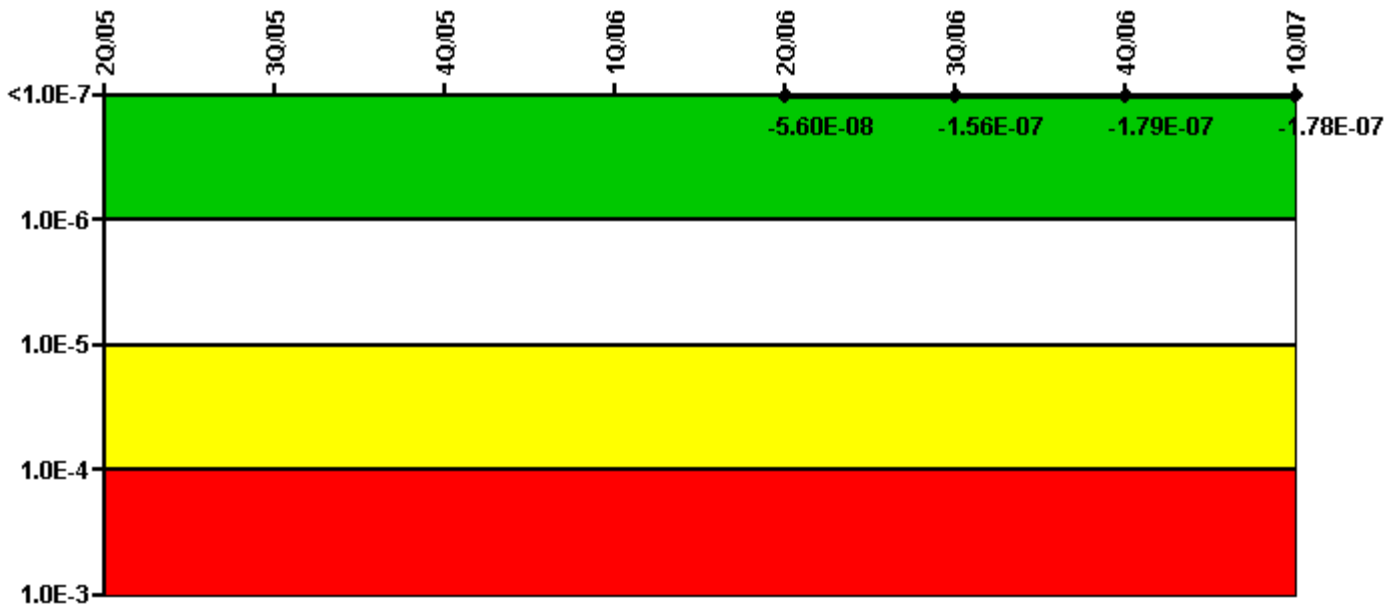
Thresholds: White > 5.0

Notes

Safety System Functional Failures (PWR)	2Q/05	3Q/05	4Q/05	1Q/06	2Q/06	3Q/06	4Q/06	1Q/07
Safety System Functional Failures	1	0	1	0	1	1	0	0
Indicator value	2	1	2	2	2	3	2	2

Licensee Comments: none

Mitigating Systems Performance Index, Emergency AC Power System



Thresholds: White > 1.00E-6 Yellow > 1.00E-5 Red > 1.00E-4

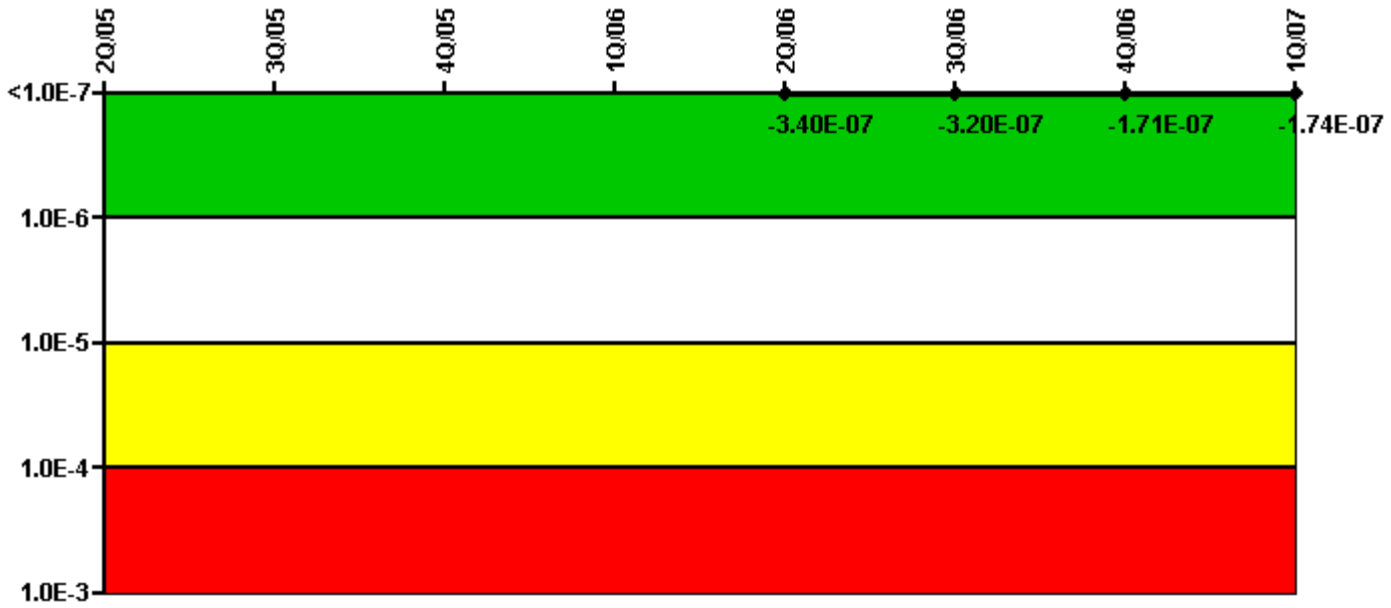
Notes

Mitigating Systems Performance Index, Emergency AC Power System	2Q/05	3Q/05	4Q/05	1Q/06	2Q/06	3Q/06	4Q/06	1Q/07
UAI (ΔCDF)					9.40E-08	1.40E-08	1.10E-09	-7.60E-09
URI (ΔCDF)					-1.50E-07	-1.70E-07	-1.80E-07	-1.70E-07
PLE					NO	NO	NO	NO
Indicator value					-5.60E-08	-1.56E-07	-1.79E-07	-1.78E-07

Licensee Comments:

1Q/07: Changed PRA Parameter(s).

Mitigating Systems Performance Index, High Pressure Injection System



Thresholds: White > 1.00E-6 Yellow > 1.00E-5 Red > 1.00E-4

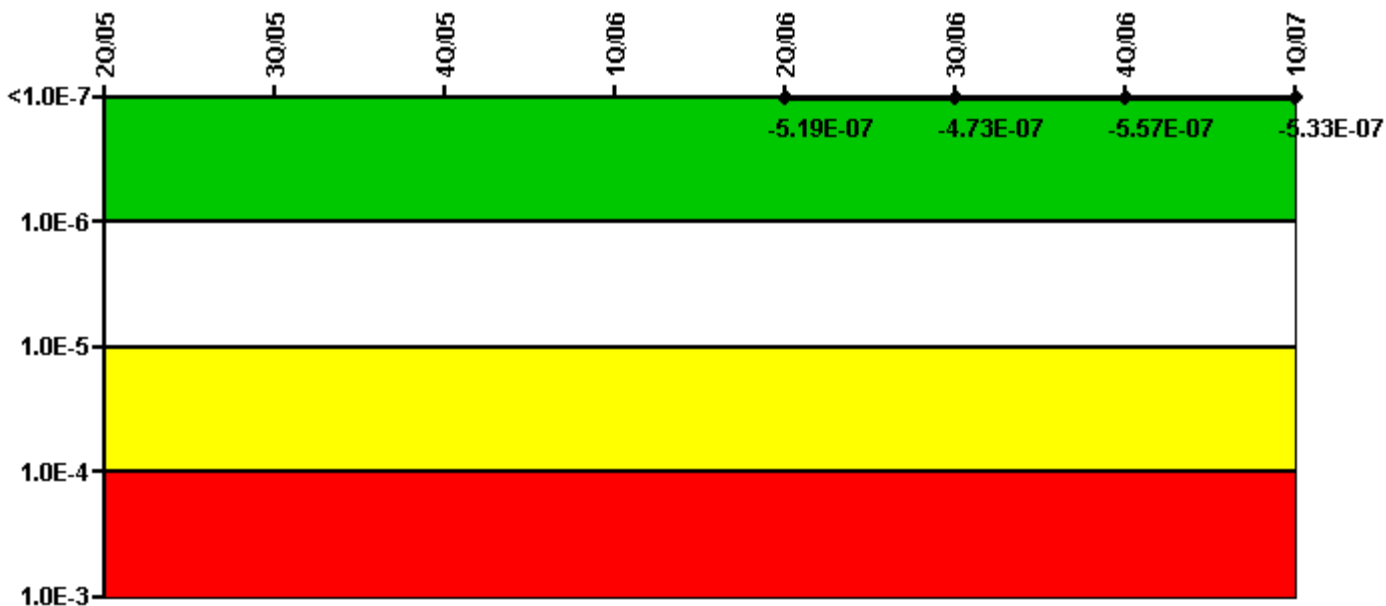
Notes

Mitigating Systems Performance Index, High Pressure Injection System	2Q/05	3Q/05	4Q/05	1Q/06	2Q/06	3Q/06	4Q/06	1Q/07
UAI (Δ CDF)					-1.60E-07	-1.30E-07	-7.10E-08	-7.40E-08
URI (Δ CDF)					-1.80E-07	-1.90E-07	-1.00E-07	-1.00E-07
PLE					NO	NO	NO	NO
Indicator value					-3.40E-07	-3.20E-07	-1.71E-07	-1.74E-07

Licensee Comments:

1Q/07: Changed PRA Parameter(s).

Mitigating Systems Performance Index, Heat Removal System



Thresholds: White > 1.00E-6 Yellow > 1.00E-5 Red > 1.00E-4

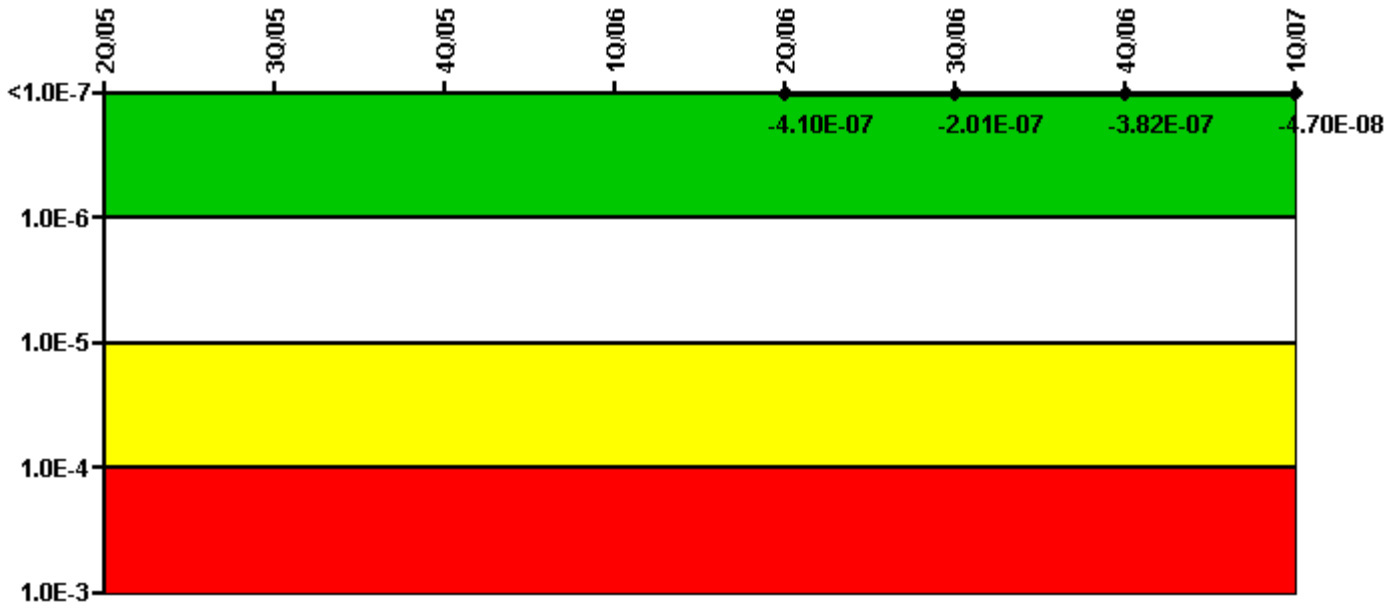
Notes

Mitigating Systems Performance Index, Heat Removal System	2Q/05	3Q/05	4Q/05	1Q/06	2Q/06	3Q/06	4Q/06	1Q/07
UAI (Δ CDF)					5.10E-08	7.00E-09	1.30E-08	2.70E-08
URI (Δ CDF)					-5.70E-07	-4.80E-07	-5.70E-07	-5.60E-07
PLE					NO	NO	NO	NO
Indicator value					-5.19E-07	-4.73E-07	-5.57E-07	-5.33E-07

Licensee Comments:

1Q/07: Changed PRA Parameter(s).

Mitigating Systems Performance Index, Residual Heat Removal System



Thresholds: White > 1.00E-6 Yellow > 1.00E-5 Red > 1.00E-4

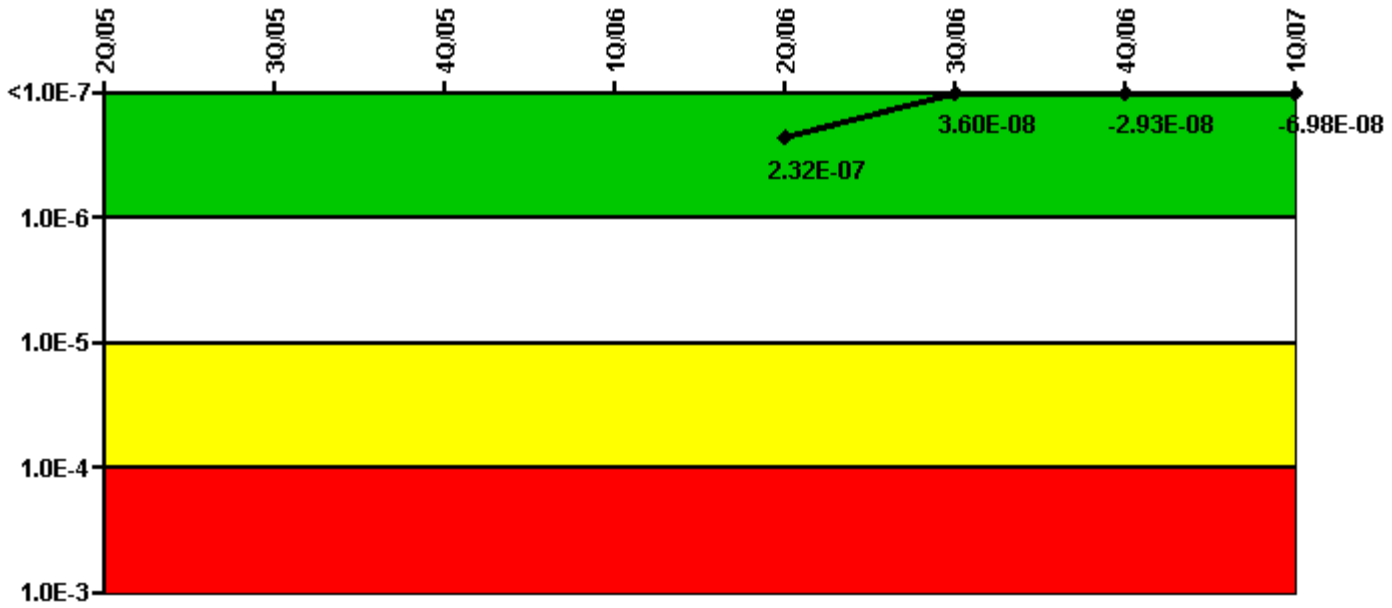
Notes

Mitigating Systems Performance Index, Residual Heat Removal System	2Q/05	3Q/05	4Q/05	1Q/06	2Q/06	3Q/06	4Q/06	1Q/07
UAI (Δ CDF)					-2.80E-07	-7.10E-08	-3.00E-07	3.60E-08
URI (Δ CDF)					-1.30E-07	-1.30E-07	-8.20E-08	-8.30E-08
PLE					NO	NO	NO	NO
Indicator value					-4.10E-07	-2.01E-07	-3.82E-07	-4.70E-08

Licensee Comments:

1Q/07: Changed PRA Parameter(s).

Mitigating Systems Performance Index, Cooling Water Systems



Thresholds: White > 1.00E-6 Yellow > 1.00E-5 Red > 1.00E-4

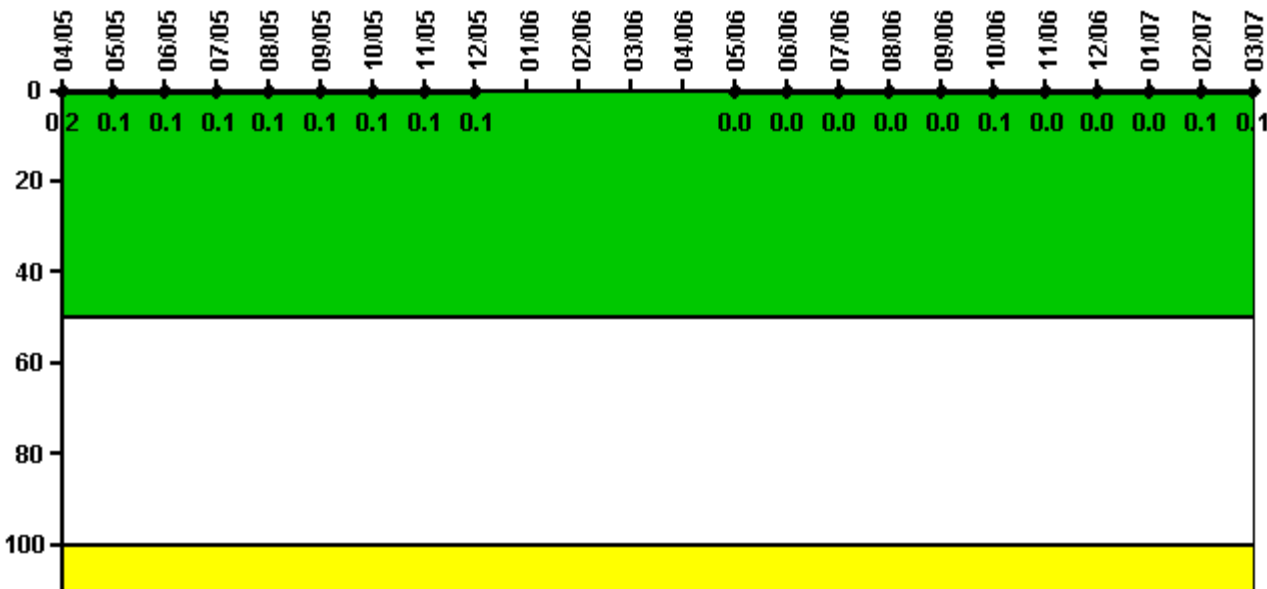
Notes

Mitigating Systems Performance Index, Cooling Water Systems	2Q/05	3Q/05	4Q/05	1Q/06	2Q/06	3Q/06	4Q/06	1Q/07
UAI (ΔCDF)					2.90E-07	9.60E-08	3.70E-09	9.20E-09
URI (ΔCDF)					-5.80E-08	-6.00E-08	-3.30E-08	-7.90E-08
PLE					NO	NO	NO	NO
Indicator value					2.32E-07	3.60E-08	-2.93E-08	-6.98E-08

Licensee Comments:

1Q/07: Changed PRA Parameter(s).

Reactor Coolant System Activity



Thresholds: White > 50.0 Yellow > 100.0

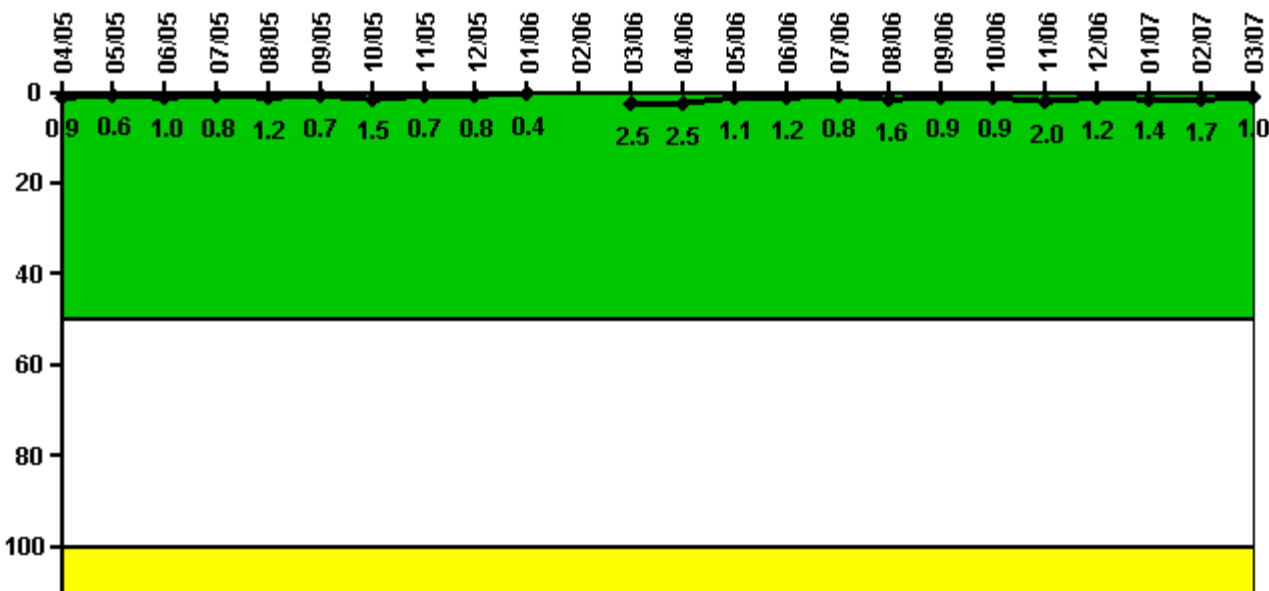
Notes

Reactor Coolant System Activity	4/05	5/05	6/05	7/05	8/05	9/05	10/05	11/05	12/05	1/06	2/06	3/06
Maximum activity	0.001610	0.000918	0.000919	0.000862	0.001120	0.001090	0.001060	0.001220	0.001270	N/A	N/A	N/A
Technical specification limit	1.0	1.0	1.0	1.0	1.0	1.0	1.0	1.0	1.0	1.0	1.0	1.0
Indicator value	0.2	0.1	0.1	0.1	0.1	0.1	0.1	0.1	0.1	N/A	N/A	N/A

Reactor Coolant System Activity	4/06	5/06	6/06	7/06	8/06	9/06	10/06	11/06	12/06	1/07	2/07	3/07
Maximum activity	N/A	0.000207	0.000335	0.000333	0.000261	0.000409	0.000519	0.000449	0.000454	0.000446	0.001120	0.000620
Technical specification limit	1.0	1.0	1.0	1.0	1.0	1.0	1.0	1.0	1.0	1.0	1.0	1.0
Indicator value	N/A	0	0	0	0	0	0.1	0	0	0	0.1	0.1

Licensee Comments: none

Reactor Coolant System Leakage



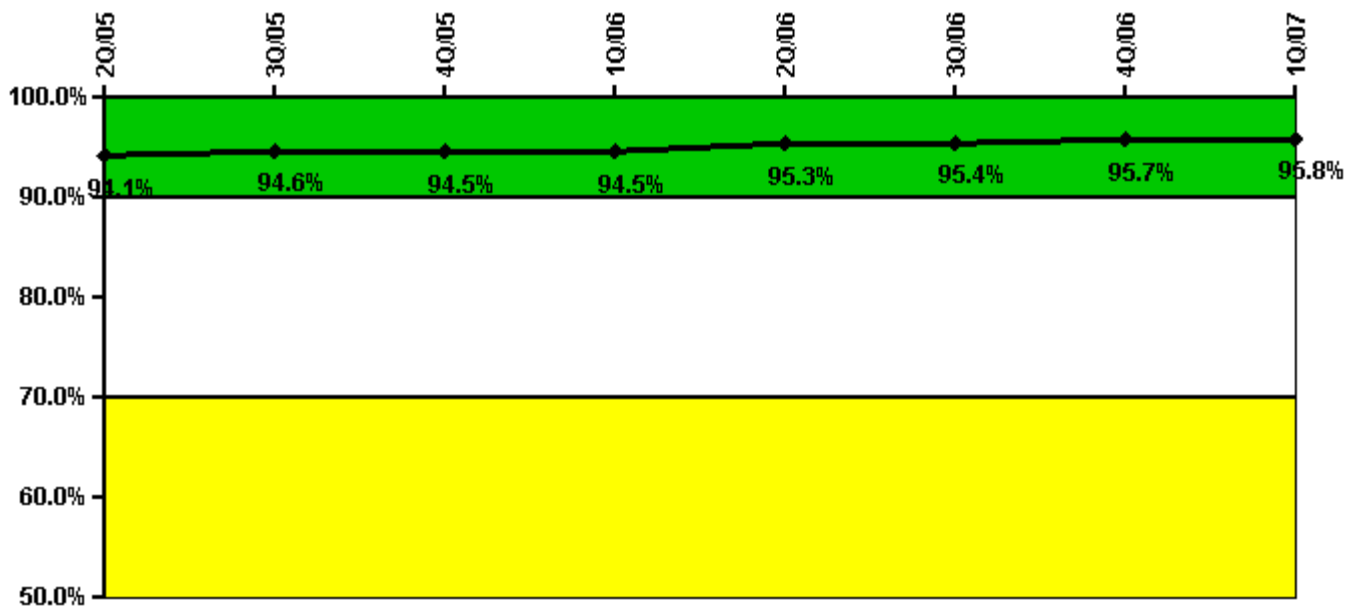
Thresholds: White > 50.0 Yellow > 100.0

Notes

Reactor Coolant System Leakage	4/05	5/05	6/05	7/05	8/05	9/05	10/05	11/05	12/05	1/06	2/06	3/06
Maximum leakage	0.090	0.060	0.100	0.080	0.120	0.070	0.150	0.070	0.080	0.040	N/A	0.250
Technical specification limit	10.0	10.0	10.0	10.0	10.0	10.0	10.0	10.0	10.0	10.0	10.0	10.0
Indicator value	0.9	0.6	1.0	0.8	1.2	0.7	1.5	0.7	0.8	0.4	N/A	2.5
Reactor Coolant System Leakage	4/06	5/06	6/06	7/06	8/06	9/06	10/06	11/06	12/06	1/07	2/07	3/07
Maximum leakage	0.250	0.110	0.120	0.080	0.160	0.090	0.090	0.200	0.120	0.140	0.170	0.100
Technical specification limit	10.0	10.0	10.0	10.0	10.0	10.0	10.0	10.0	10.0	10.0	10.0	10.0
Indicator value	2.5	1.1	1.2	0.8	1.6	0.9	0.9	2.0	1.2	1.4	1.7	1.0

Licensee Comments: none

Drill/Exercise Performance



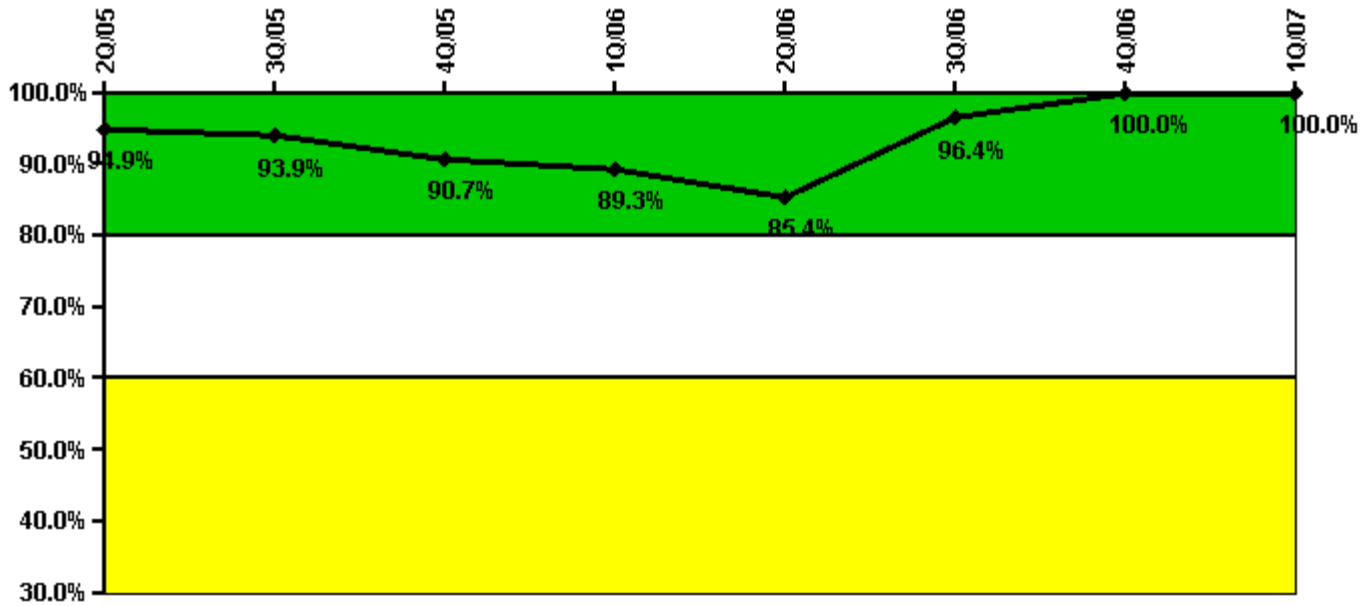
Thresholds: White < 90.0% Yellow < 70.0%

Notes

Drill/Exercise Performance	2Q/05	3Q/05	4Q/05	1Q/06	2Q/06	3Q/06	4Q/06	1Q/07
Successful opportunities	28.0	32.0	8.0	0	6.0	44.0	51.0	12.0
Total opportunities	29.0	33.0	8.0	0	7.0	46.0	53.0	13.0
Indicator value	94.1%	94.6%	94.5%	94.5%	95.3%	95.4%	95.7%	95.8%

Licensee Comments: none

ERO Drill Participation



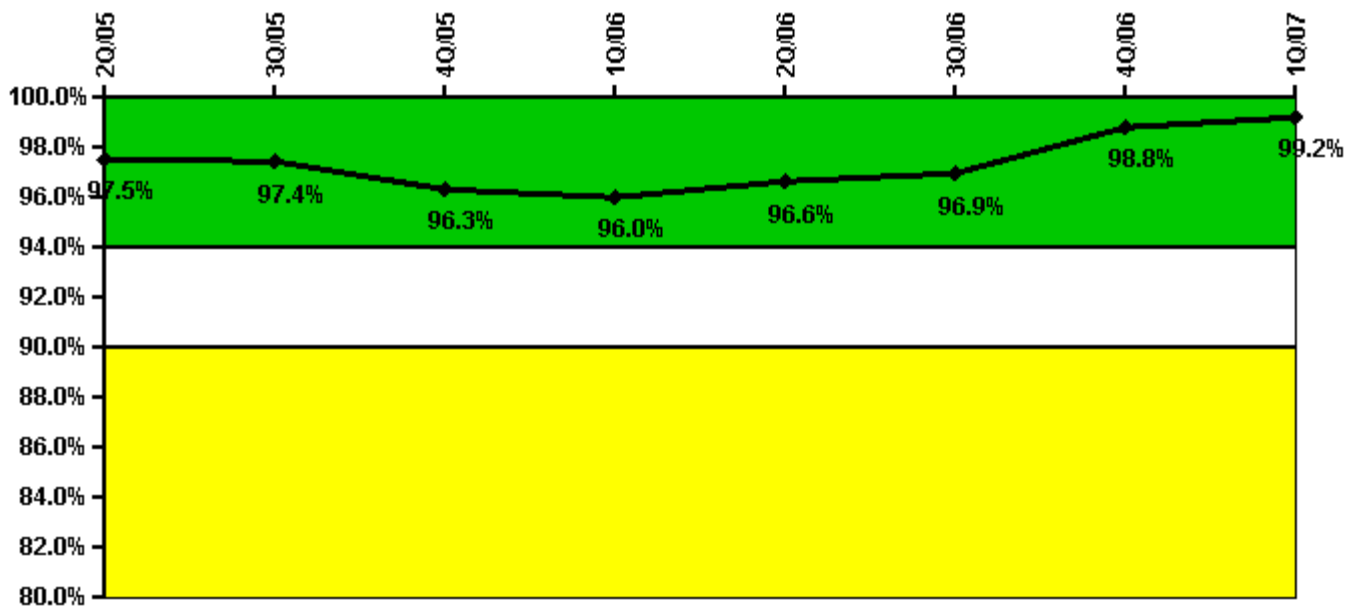
Thresholds: White < 80.0% Yellow < 60.0%

Notes

ERO Drill Participation	2Q/05	3Q/05	4Q/05	1Q/06	2Q/06	3Q/06	4Q/06	1Q/07
Participating Key personnel	75.0	77.0	78.0	75.0	70.0	80.0	80.0	80.0
Total Key personnel	79.0	82.0	86.0	84.0	82.0	83.0	80.0	80.0
Indicator value	94.9%	93.9%	90.7%	89.3%	85.4%	96.4%	100.0%	100.0%

Licensee Comments: none

Alert & Notification System



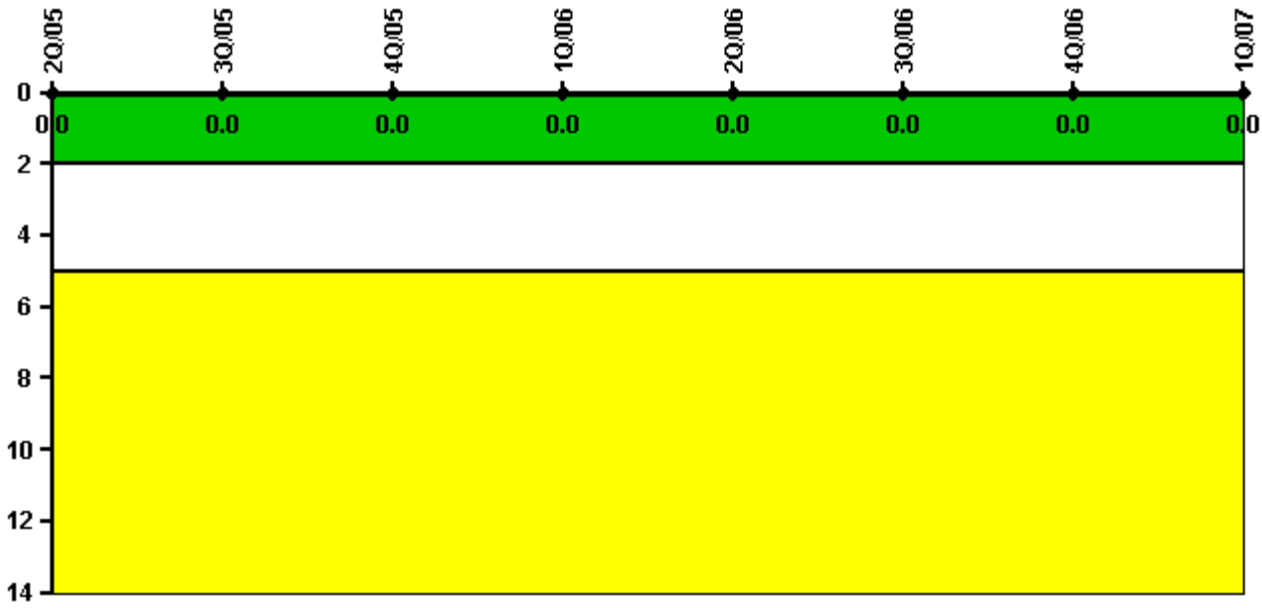
Thresholds: White < 94.0% Yellow < 90.0%

Notes

Alert & Notification System	2Q/05	3Q/05	4Q/05	1Q/06	2Q/06	3Q/06	4Q/06	1Q/07
Successful siren-tests	370	330	408	379	384	342	493	353
Total sirens-tests	386	336	437	390	391	343	494	357
Indicator value	97.5%	97.4%	96.3%	96.0%	96.6%	96.9%	98.8%	99.2%

Licensee Comments: none

Occupational Exposure Control Effectiveness



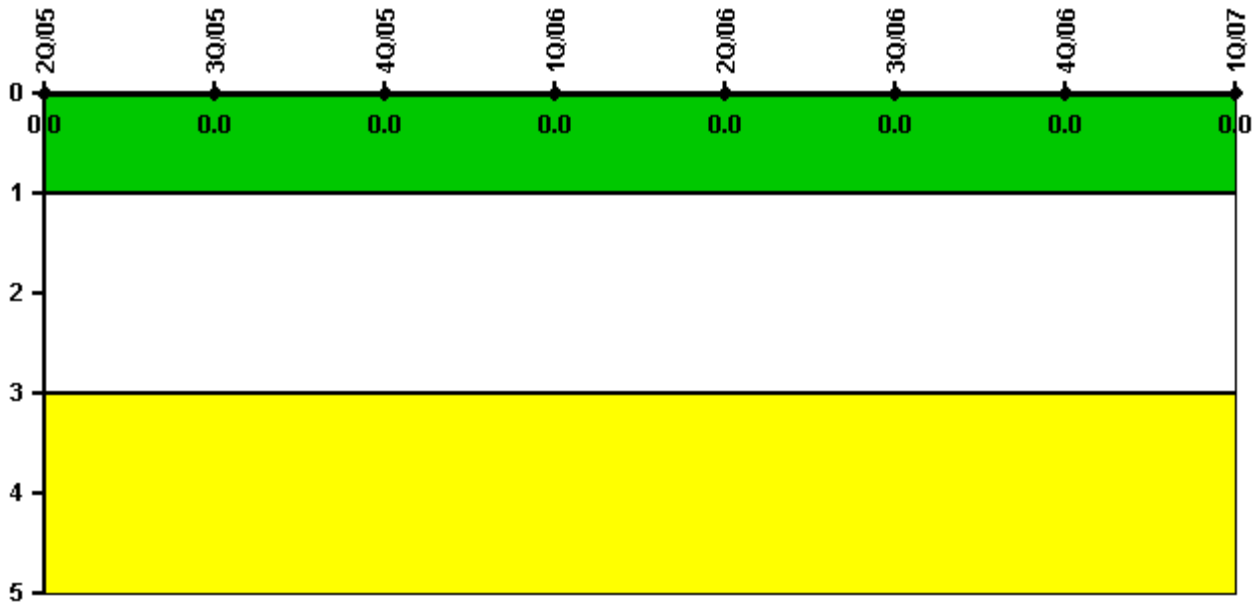
Thresholds: White > 2.0 Yellow > 5.0

Notes

Occupational Exposure Control Effectiveness	2Q/05	3Q/05	4Q/05	1Q/06	2Q/06	3Q/06	4Q/06	1Q/07
High radiation area occurrences	0	0	0	0	0	0	0	0
Very high radiation area occurrences	0	0	0	0	0	0	0	0
Unintended exposure occurrences	0	0	0	0	0	0	0	0
Indicator value	0	0	0	0	0	0	0	0

Licensee Comments: none

RETS/ODCM Radiological Effluent



Thresholds: White > 1.0 Yellow > 3.0

Notes

RETS/ODCM Radiological Effluent	2Q/05	3Q/05	4Q/05	1Q/06	2Q/06	3Q/06	4Q/06	1Q/07
RETS/ODCM occurrences	0	0	0	0	0	0	0	0
Indicator value	0	0	0	0	0	0	0	0

Licensee Comments: none

[Physical Protection](#) information not publicly available.

▲ [Action Matrix Summary](#) | [Inspection Findings Summary](#) | [PI Summary](#) | [Reactor Oversight Process](#)

Last Modified: June 1, 2007