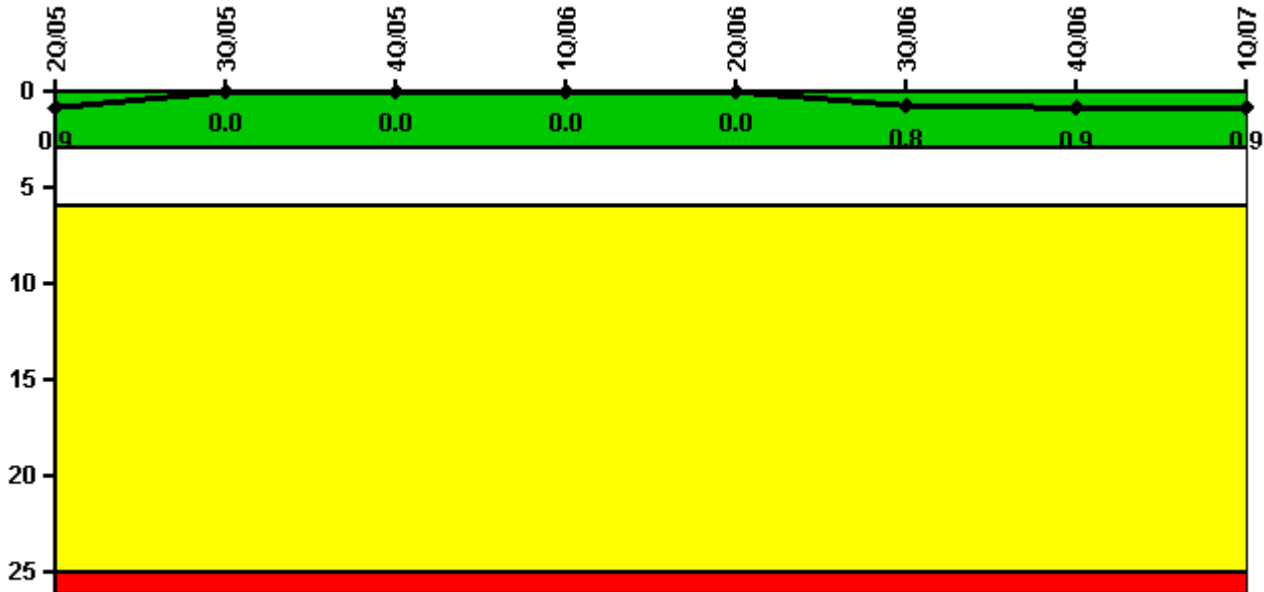


Palo Verde 2

1Q/2007 Performance Indicators

Licensee's General Comments: none

Unplanned Scrams per 7000 Critical Hrs



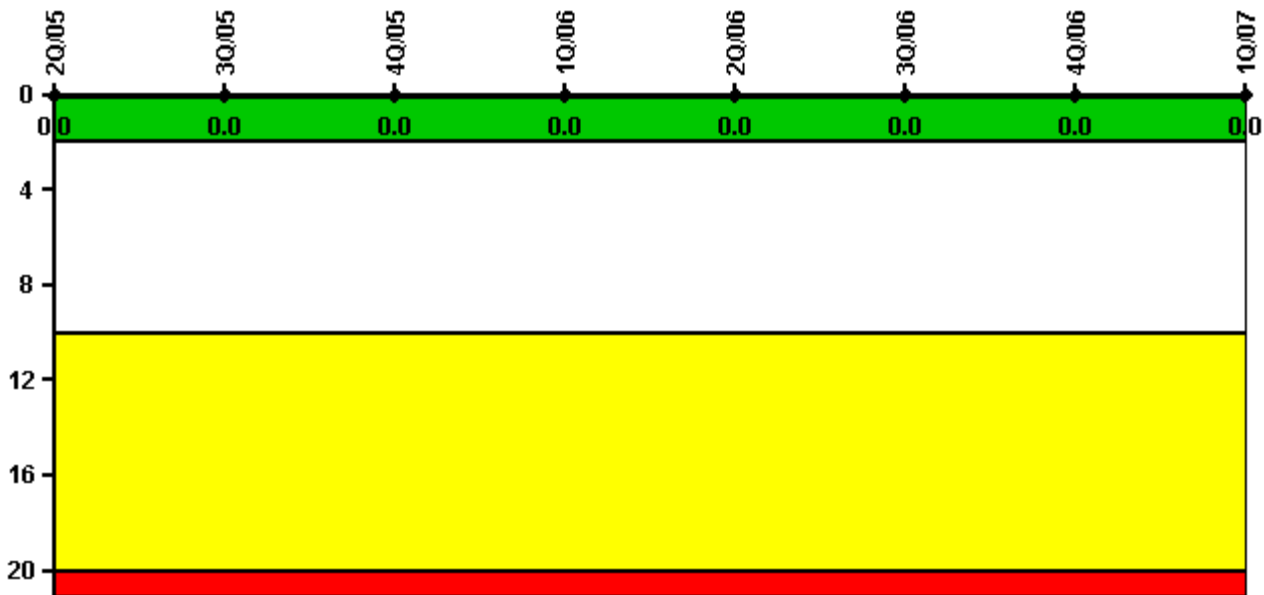
Thresholds: White > 3.0 Yellow > 6.0 Red > 25.0

Notes

Unplanned Scrams per 7000 Critical Hrs	2Q/05	3Q/05	4Q/05	1Q/06	2Q/06	3Q/06	4Q/06	1Q/07
Unplanned scrams	0	0	0	0	0	1.0	0	0
Critical hours	1032.5	2130.7	2005.6	2160.0	2131.7	2147.5	1170.1	2016.8
Indicator value	0.9	0	0	0	0	0.8	0.9	0.9

Licensee Comments: none

Scrams with Loss of Normal Heat Removal



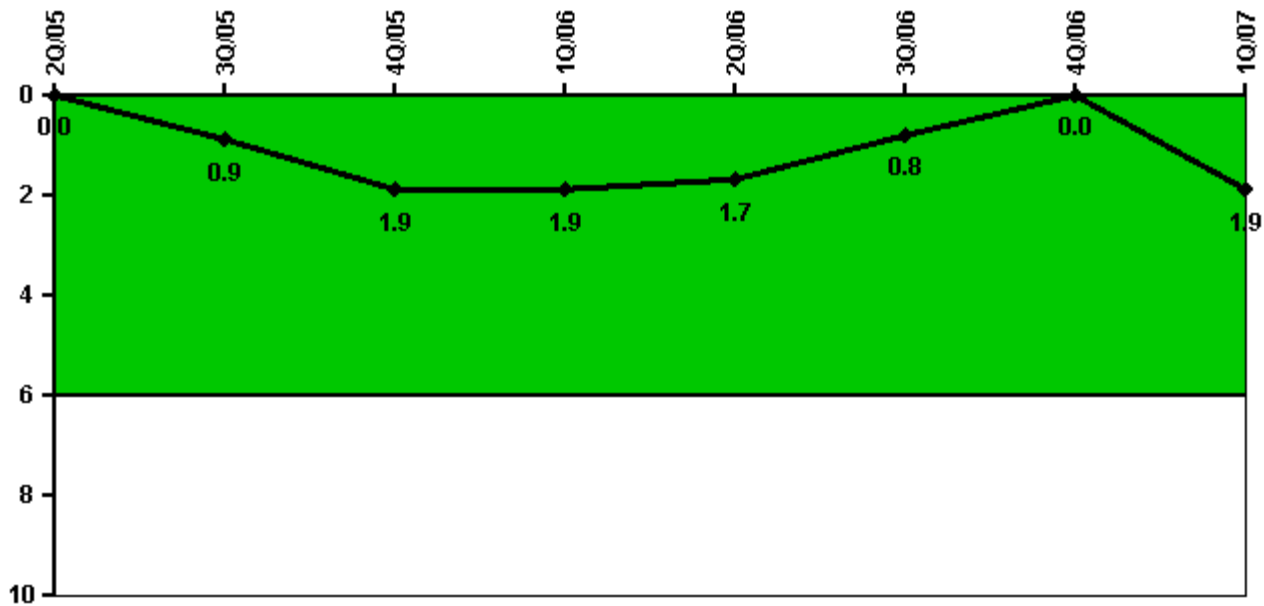
Thresholds: White > 2.0 Yellow > 10.0 Red > 20.0

Notes

Scrams with Loss of Normal Heat Removal	2Q/05	3Q/05	4Q/05	1Q/06	2Q/06	3Q/06	4Q/06	1Q/07
Scrams	0	0	0	0	0	0	0	0
Indicator value	0	0	0	0	0	0	0	0

Licensee Comments: none

Unplanned Power Changes per 7000 Critical Hrs



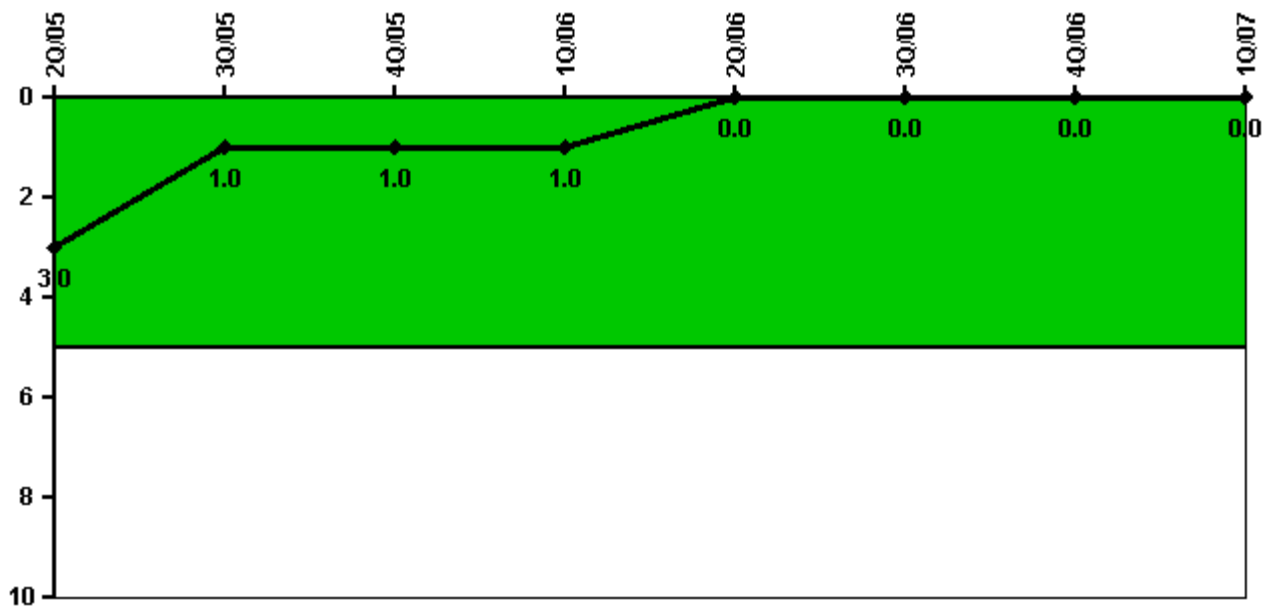
Thresholds: White > 6.0

Notes

Unplanned Power Changes per 7000 Critical Hrs	2Q/05	3Q/05	4Q/05	1Q/06	2Q/06	3Q/06	4Q/06	1Q/07
Unplanned power changes	0	1.0	1.0	0	0	0	0	2.0
Critical hours	1032.5	2130.7	2005.6	2160.0	2131.7	2147.5	1170.1	2016.8
Indicator value	0	0.9	1.9	1.9	1.7	0.8	0	1.9

Licensee Comments: none

Safety System Functional Failures (PWR)



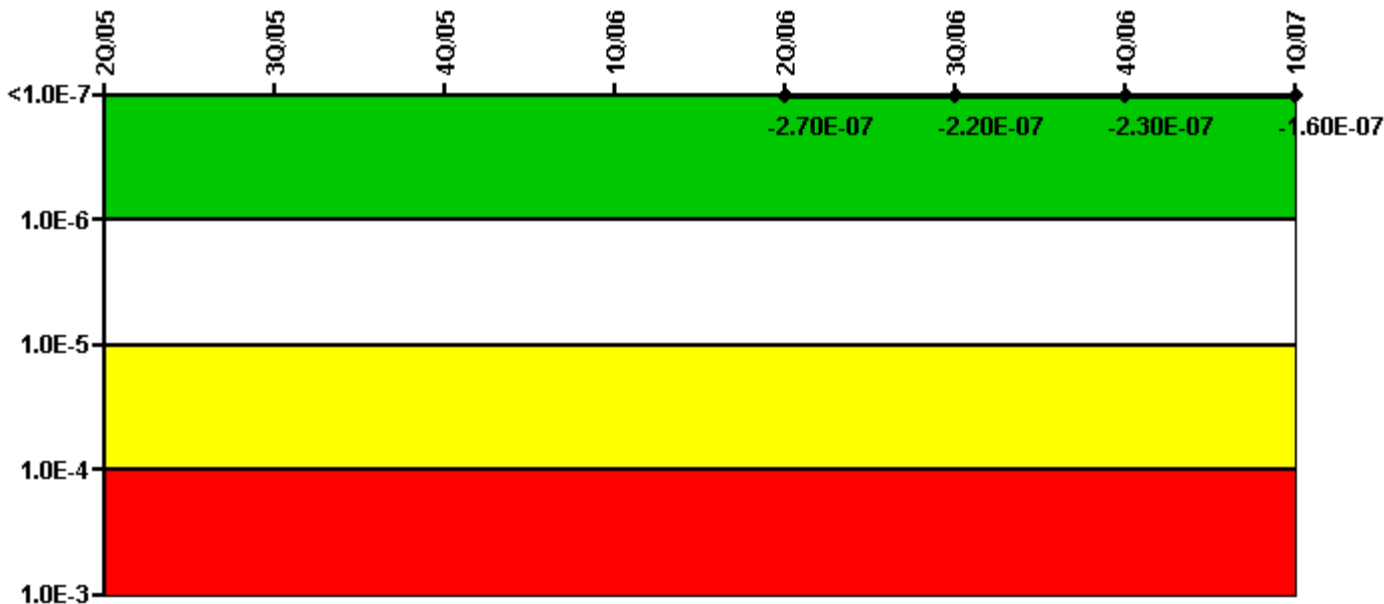
Thresholds: White > 5.0

Notes

Safety System Functional Failures (PWR)	2Q/05	3Q/05	4Q/05	1Q/06	2Q/06	3Q/06	4Q/06	1Q/07
Safety System Functional Failures	1	0	0	0	0	0	0	0
Indicator value	3	1	1	1	0	0	0	0

Licensee Comments: none

Mitigating Systems Performance Index, Emergency AC Power System



Thresholds: White > $1.00E-6$ Yellow > $1.00E-5$ Red > $1.00E-4$

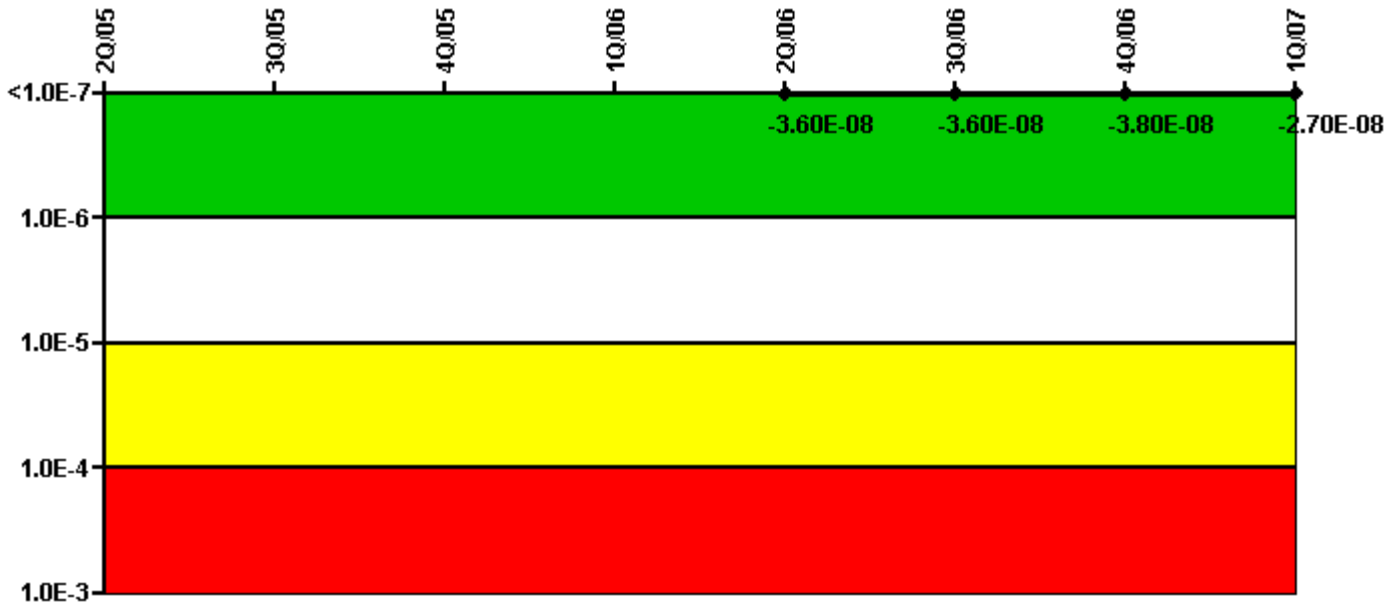
Notes

Mitigating Systems Performance Index, Emergency AC Power System	2Q/05	3Q/05	4Q/05	1Q/06	2Q/06	3Q/06	4Q/06	1Q/07
UAI (Δ CDF)					$1.20E-07$	$1.60E-07$	$1.50E-07$	$2.20E-07$
URI (Δ CDF)					$-3.90E-07$	$-3.80E-07$	$-3.80E-07$	$-3.80E-07$
PLE					NO	NO	NO	NO
Indicator value					$-2.70E-07$	$-2.20E-07$	$-2.30E-07$	$-1.60E-07$

Licensee Comments:

1Q/07: Unreported November 2005 partial fouling of the Unit 2 B EDG fuel oil strainer is being reviewed against MSPI failure criteria.

Mitigating Systems Performance Index, High Pressure Injection System



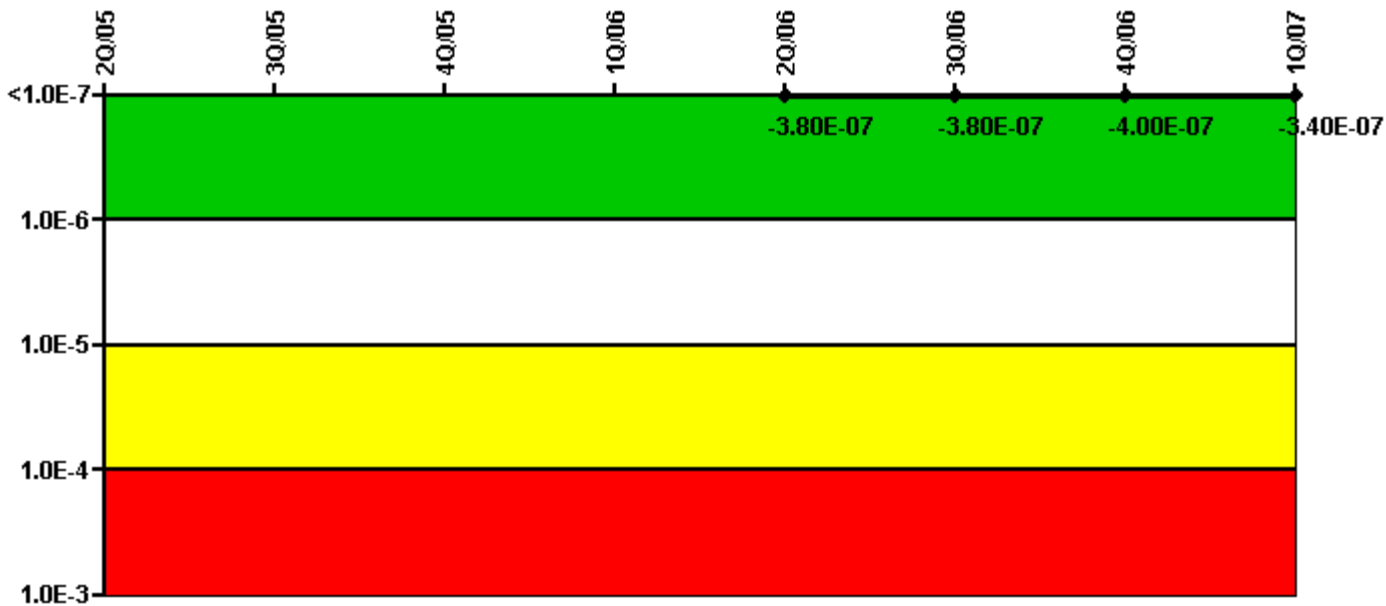
Thresholds: White > 1.00E-6 Yellow > 1.00E-5 Red > 1.00E-4

Notes

Mitigating Systems Performance Index, High Pressure Injection System	2Q/05	3Q/05	4Q/05	1Q/06	2Q/06	3Q/06	4Q/06	1Q/07
UAI (Δ CDF)					3.80E-08	3.80E-08	3.60E-08	4.70E-08
URI (Δ CDF)					-7.40E-08	-7.40E-08	-7.40E-08	-7.40E-08
PLE					NO	NO	NO	NO
Indicator value					-3.60E-08	-3.60E-08	-3.80E-08	-2.70E-08

Licensee Comments: none

Mitigating Systems Performance Index, Heat Removal System



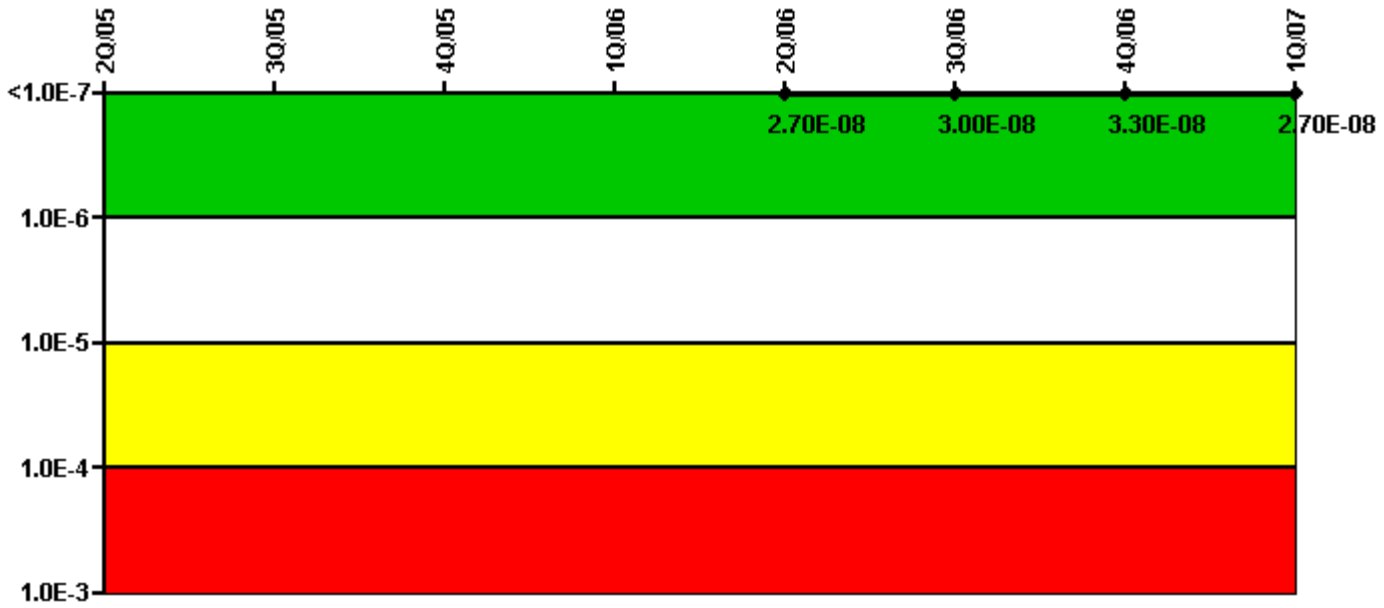
Thresholds: White > 1.00E-6 Yellow > 1.00E-5 Red > 1.00E-4

Notes

Mitigating Systems Performance Index, Heat Removal System	2Q/05	3Q/05	4Q/05	1Q/06	2Q/06	3Q/06	4Q/06	1Q/07
UAI (Δ CDF)					2.30E-07	2.30E-07	2.10E-07	2.70E-07
URI (Δ CDF)					-6.10E-07	-6.10E-07	-6.10E-07	-6.10E-07
PLE					NO	NO	NO	NO
Indicator value					-3.80E-07	-3.80E-07	-4.00E-07	-3.40E-07

Licensee Comments: none

Mitigating Systems Performance Index, Residual Heat Removal System



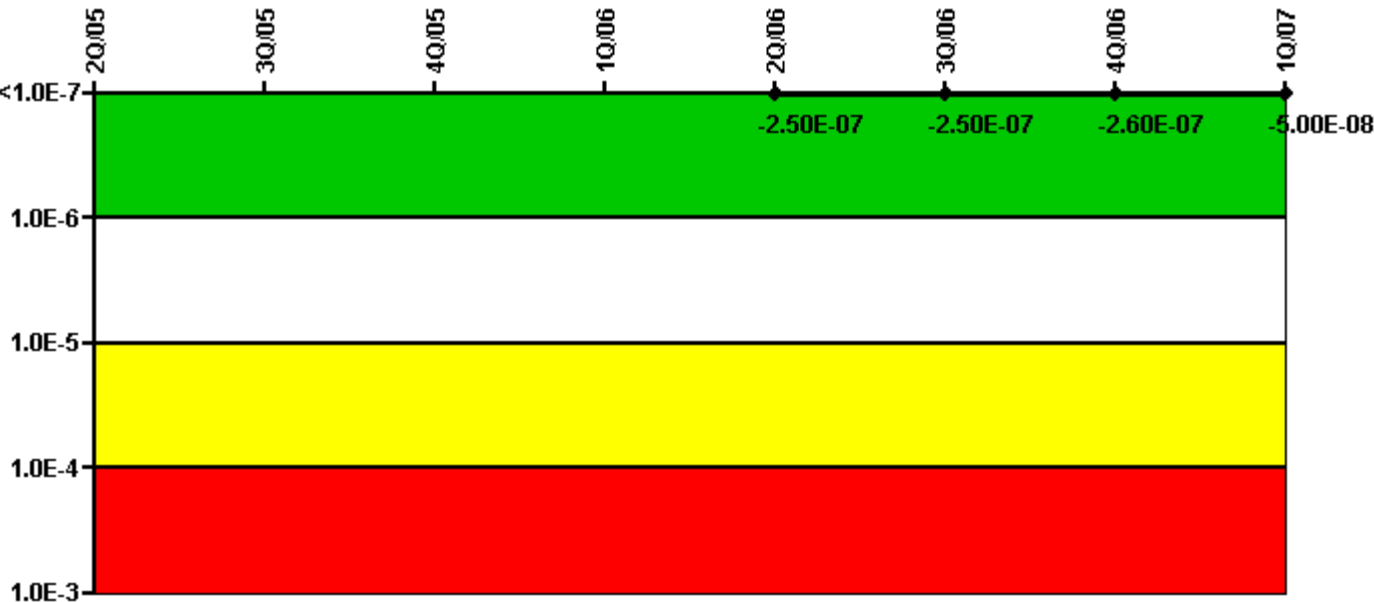
Thresholds: White > 1.00E-6 Yellow > 1.00E-5 Red > 1.00E-4

Notes

Mitigating Systems Performance Index, Residual Heat Removal System	2Q/05	3Q/05	4Q/05	1Q/06	2Q/06	3Q/06	4Q/06	1Q/07
UAI (Δ CDF)					1.40E-08	1.70E-08	2.00E-08	1.40E-08
URI (Δ CDF)					1.30E-08	1.30E-08	1.30E-08	1.30E-08
PLE					NO	NO	NO	NO
Indicator value					2.70E-08	3.00E-08	3.30E-08	2.70E-08

Licensee Comments: none

Mitigating Systems Performance Index, Cooling Water Systems



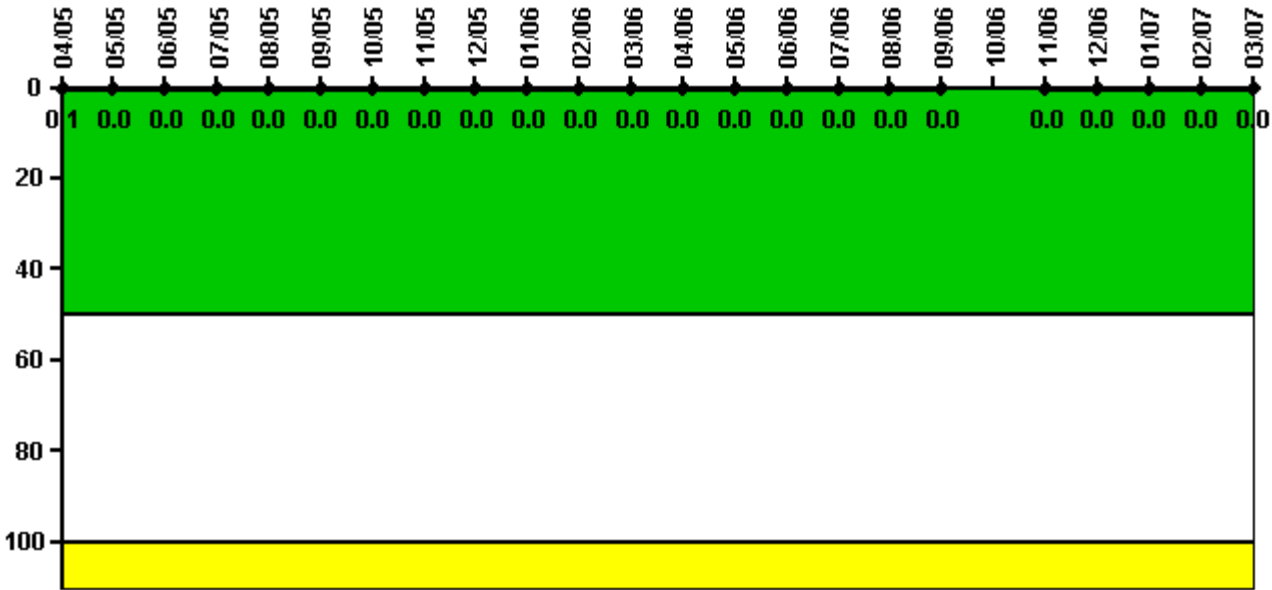
Thresholds: White > 1.00E-6 Yellow > 1.00E-5 Red > 1.00E-4

Notes

Mitigating Systems Performance Index, Cooling Water Systems	2Q/05	3Q/05	4Q/05	1Q/06	2Q/06	3Q/06	4Q/06	1Q/07
UAI (ΔCDF)					1.30E-07	1.30E-07	1.20E-07	3.30E-07
URI (ΔCDF)					-3.80E-07	-3.80E-07	-3.80E-07	-3.80E-07
PLE					NO	NO	NO	NO
Indicator value					-2.50E-07	-2.50E-07	-2.60E-07	-5.00E-08

Licensee Comments: none

Reactor Coolant System Activity



Thresholds: White > 50.0 Yellow > 100.0

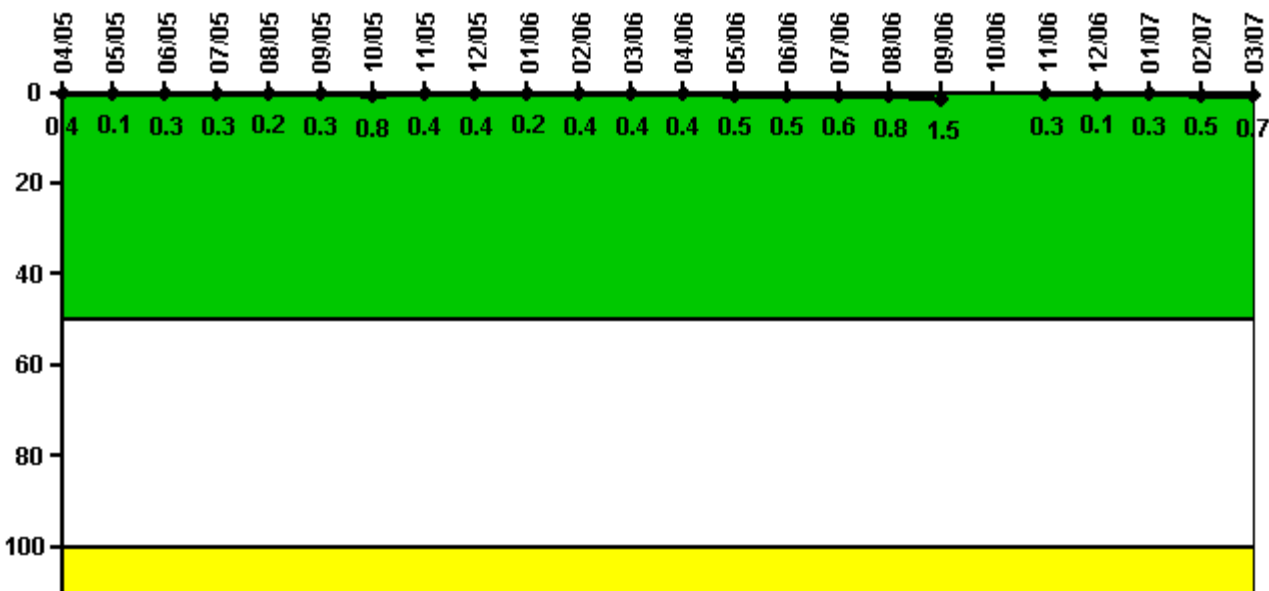
Notes

Reactor Coolant System Activity	4/05	5/05	6/05	7/05	8/05	9/05	10/05	11/05	12/05	1/06	2/06	3/06
Maximum activity	0.000637	0.000206	0.000222	0.000227	0.000235	0.000267	0.000245	0.000253	0.000272	0.000263	0.000260	0.000269
Technical specification limit	1.0	1.0	1.0	1.0	1.0	1.0	1.0	1.0	1.0	1.0	1.0	1.0
Indicator value	0.1	0	0	0	0	0	0	0	0	0	0	0

Reactor Coolant System Activity	4/06	5/06	6/06	7/06	8/06	9/06	10/06	11/06	12/06	1/07	2/07	3/07
Maximum activity	0.000286	0.000299	0.000305	0.000317	0.000314	0.000316	N/A	0.000201	0.000209	0.000244	0.000238	0.000219
Technical specification limit	1.0	1.0	1.0	1.0	1.0	1.0	1.0	1.0	1.0	1.0	1.0	1.0
Indicator value	0	0	0	0	0	0	N/A	0	0	0	0	0

Licensee Comments: none

Reactor Coolant System Leakage



Thresholds: White > 50.0 Yellow > 100.0

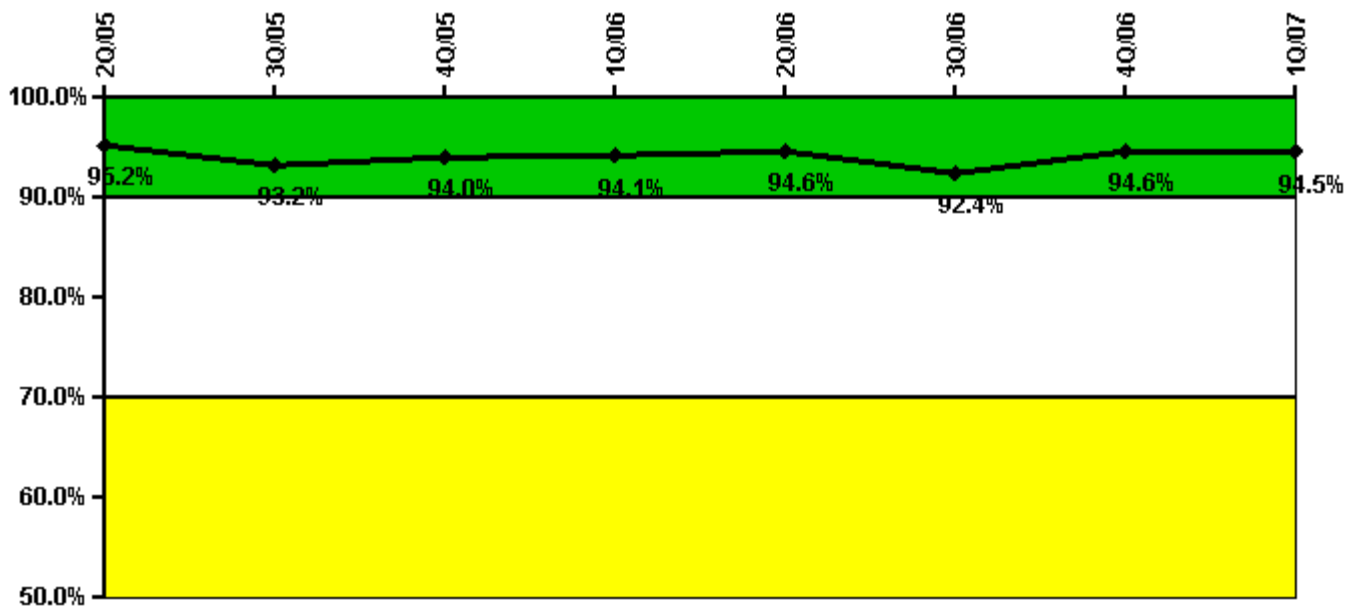
Notes

Reactor Coolant System Leakage	4/05	5/05	6/05	7/05	8/05	9/05	10/05	11/05	12/05	1/06	2/06	3/06
Maximum leakage	0.038	0.014	0.025	0.033	0.024	0.027	0.079	0.036	0.038	0.024	0.036	0.035
Technical specification limit	10.0	10.0	10.0	10.0	10.0	10.0	10.0	10.0	10.0	10.0	10.0	10.0
Indicator value	0.4	0.1	0.3	0.3	0.2	0.3	0.8	0.4	0.4	0.2	0.4	0.4

Reactor Coolant System Leakage	4/06	5/06	6/06	7/06	8/06	9/06	10/06	11/06	12/06	1/07	2/07	3/07
Maximum leakage	0.042	0.046	0.054	0.058	0.083	0.152	N/A	0.030	0.013	0.030	0.049	0.070
Technical specification limit	10.0	10.0	10.0	10.0	10.0	10.0	10.0	10.0	10.0	10.0	10.0	10.0
Indicator value	0.4	0.5	0.5	0.6	0.8	1.5	N/A	0.3	0.1	0.3	0.5	0.7

Licensee Comments: none

Drill/Exercise Performance



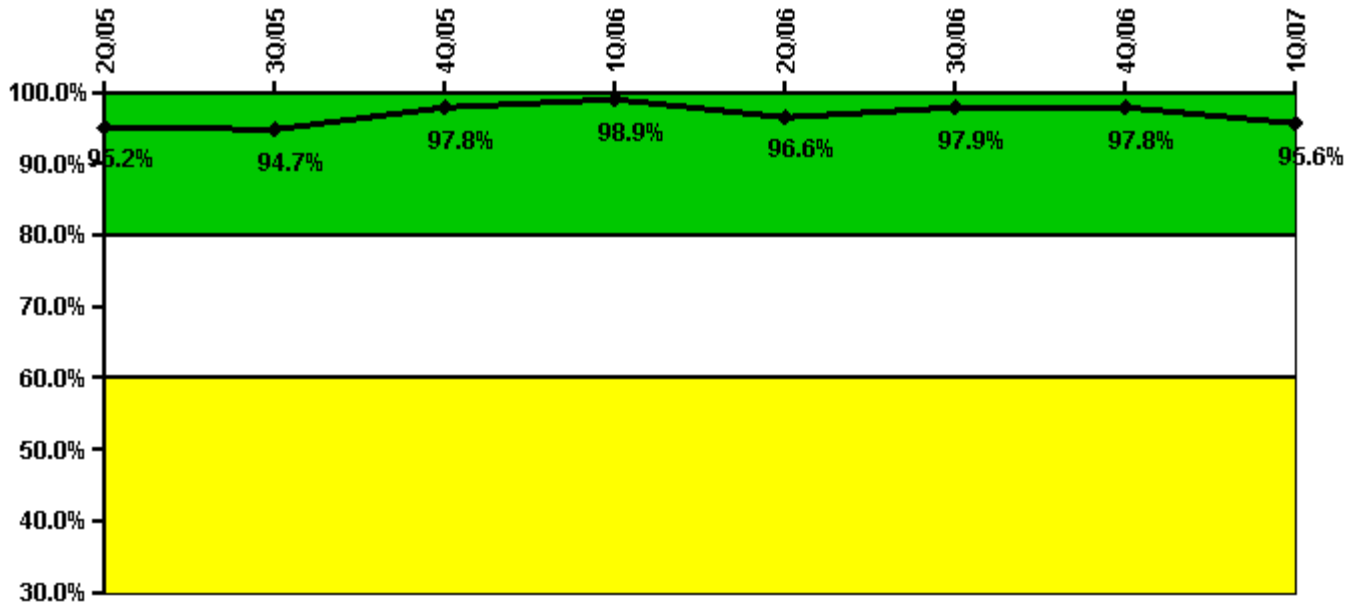
Thresholds: White < 90.0% Yellow < 70.0%

Notes

Drill/Exercise Performance	2Q/05	3Q/05	4Q/05	1Q/06	2Q/06	3Q/06	4Q/06	1Q/07
Successful opportunities	0	74.0	103.0	9.0	5.0	57.0	97.0	18.0
Total opportunities	0	79.0	104.0	11.0	5.0	64.0	102.0	19.0
Indicator value	95.2%	93.2%	94.0%	94.1%	94.6%	92.4%	94.6%	94.5%

Licensee Comments: none

ERO Drill Participation



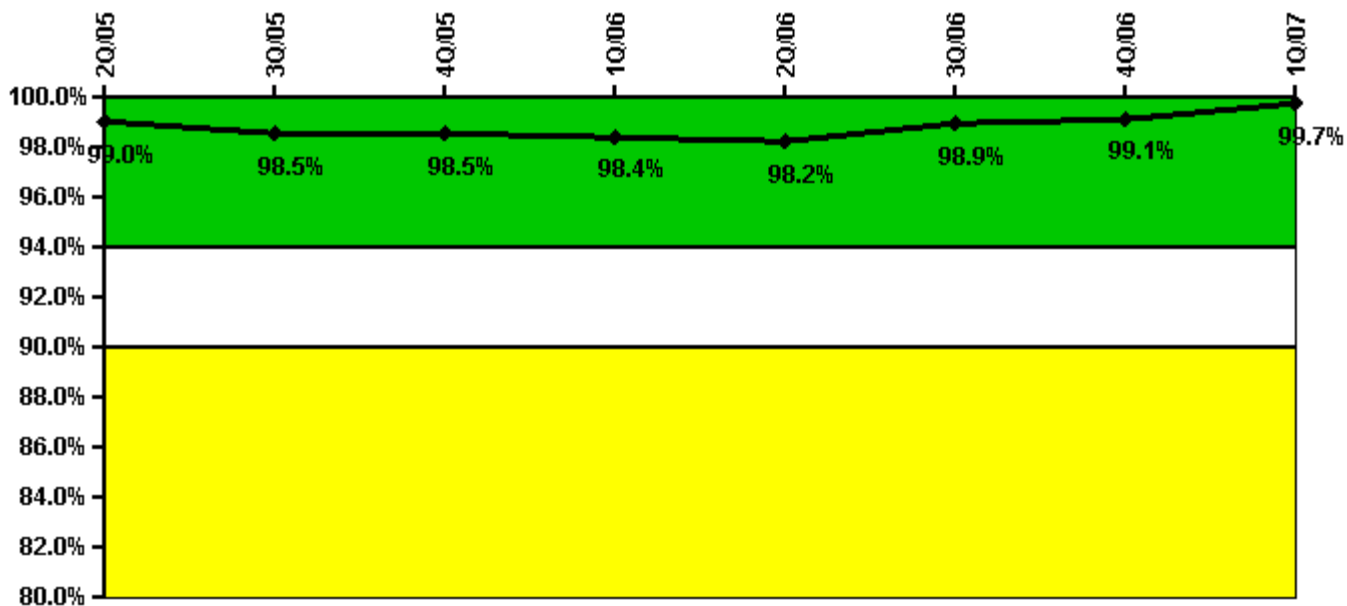
Thresholds: White < 80.0% Yellow < 60.0%

Notes

ERO Drill Participation	2Q/05	3Q/05	4Q/05	1Q/06	2Q/06	3Q/06	4Q/06	1Q/07
Participating Key personnel	179.0	180.0	175.0	174.0	168.0	186.0	179.0	175.0
Total Key personnel	188.0	190.0	179.0	176.0	174.0	190.0	183.0	183.0
Indicator value	95.2%	94.7%	97.8%	98.9%	96.6%	97.9%	97.8%	95.6%

Licensee Comments: none

Alert & Notification System



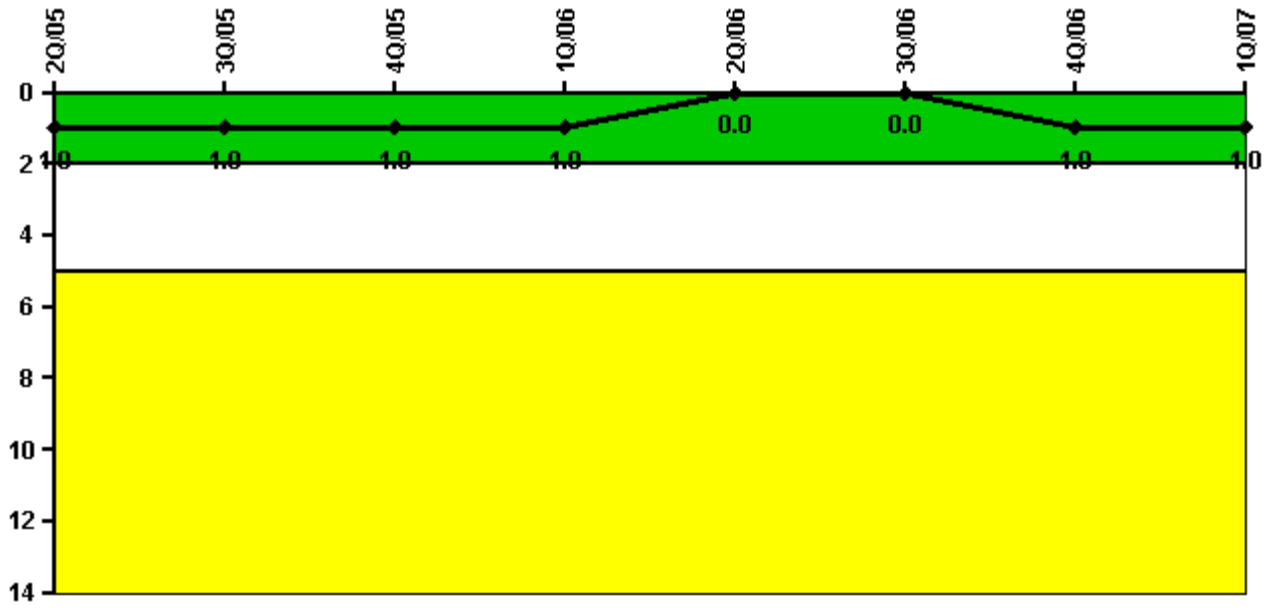
Thresholds: White < 94.0% Yellow < 90.0%

Notes

Alert & Notification System	2Q/05	3Q/05	4Q/05	1Q/06	2Q/06	3Q/06	4Q/06	1Q/07
Successful siren-tests	797	753	791	778	792	797	792	798
Total sirens-tests	798	776	798	798	798	798	793	798
Indicator value	99.0%	98.5%	98.5%	98.4%	98.2%	98.9%	99.1%	99.7%

Licensee Comments: none

Occupational Exposure Control Effectiveness



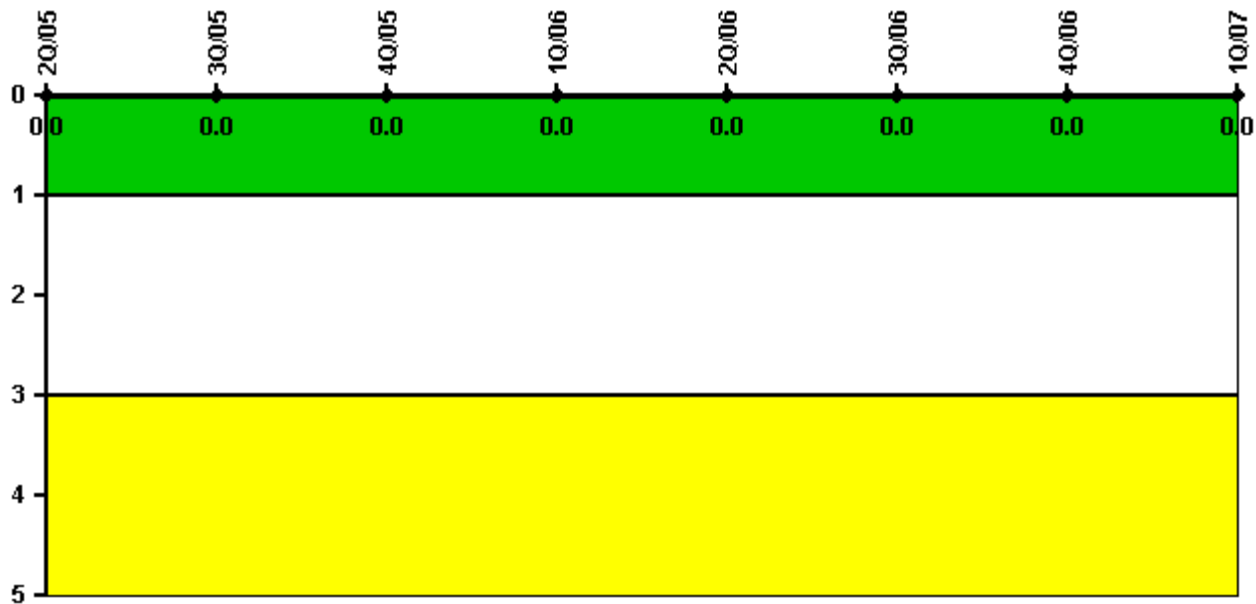
Thresholds: White > 2.0 Yellow > 5.0

Notes

Occupational Exposure Control Effectiveness	2Q/05	3Q/05	4Q/05	1Q/06	2Q/06	3Q/06	4Q/06	1Q/07
High radiation area occurrences	1	0	0	0	0	0	1	0
Very high radiation area occurrences	0	0	0	0	0	0	0	0
Unintended exposure occurrences	0	0	0	0	0	0	0	0
Indicator value	1	1	1	1	0	0	1	1

Licensee Comments: none

RETS/ODCM Radiological Effluent



Thresholds: White > 1.0 Yellow > 3.0

Notes

RETS/ODCM Radiological Effluent	2Q/05	3Q/05	4Q/05	1Q/06	2Q/06	3Q/06	4Q/06	1Q/07
RETS/ODCM occurrences	0	0	0	0	0	0	0	0
Indicator value	0	0	0	0	0	0	0	0

Licensee Comments: none

[Physical Protection](#) information not publicly available.