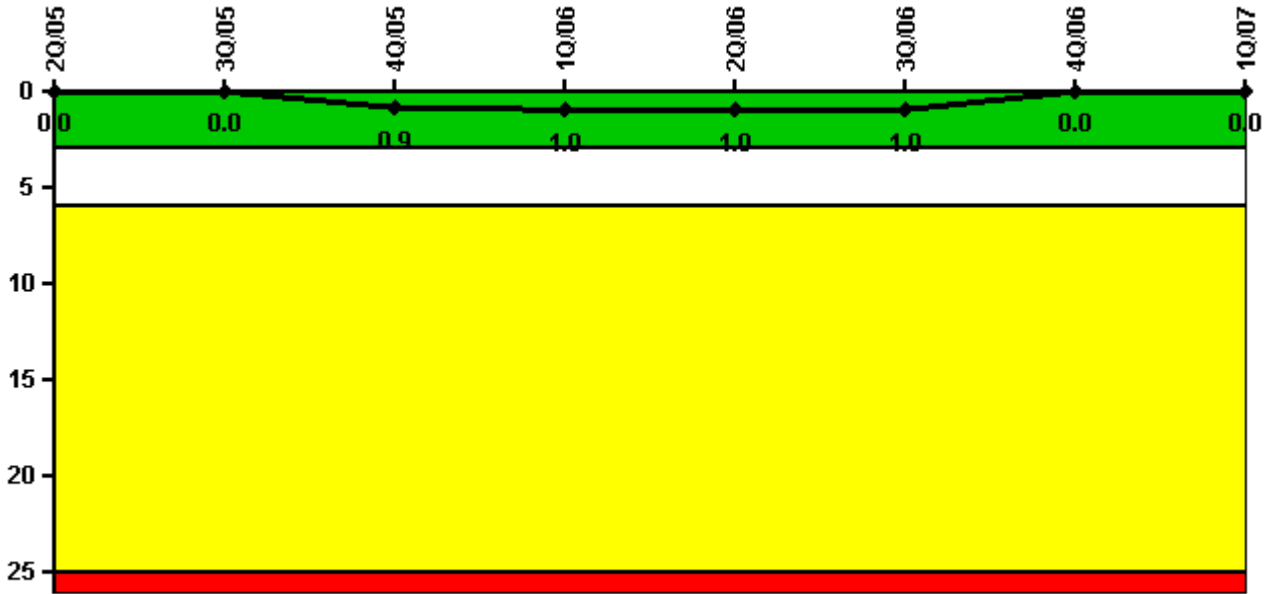


Hatch 1

1Q/2007 Performance Indicators

Licensee's General Comments: none

Unplanned Scrams per 7000 Critical Hrs



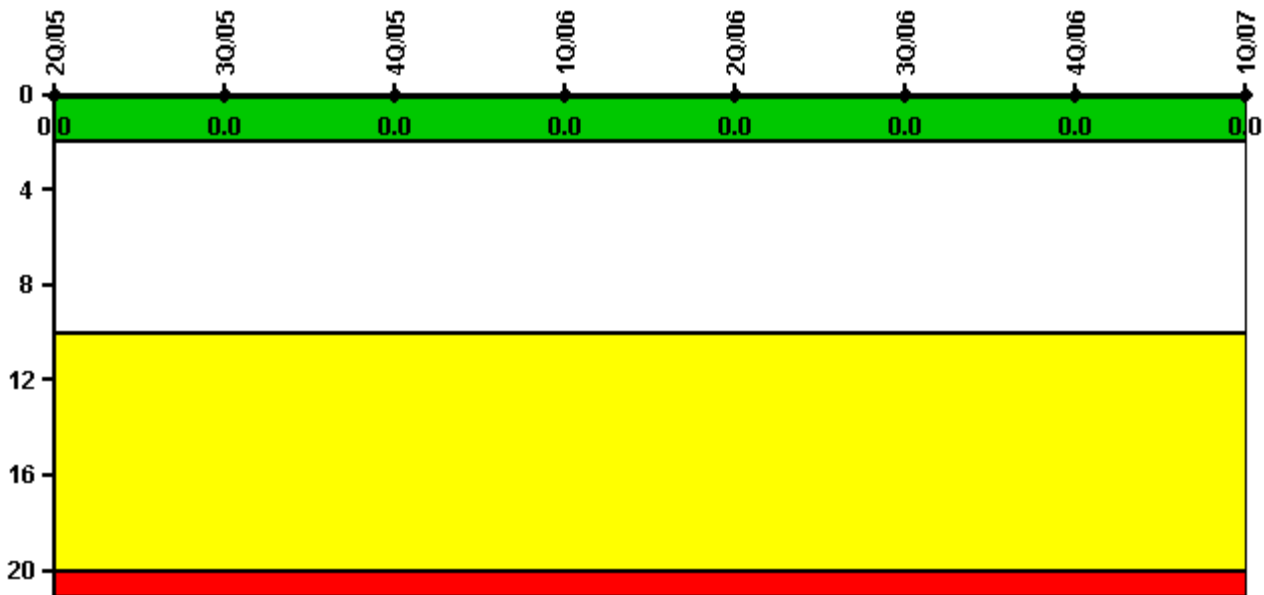
Thresholds: White > 3.0 Yellow > 6.0 Red > 25.0

Notes

Unplanned Scrams per 7000 Critical Hrs	2Q/05	3Q/05	4Q/05	1Q/06	2Q/06	3Q/06	4Q/06	1Q/07
Unplanned scrams	0	0	1.0	0	0	0	0	0
Critical hours	2183.0	2208.0	1846.2	1104.1	2183.0	2208.0	2209.0	2045.1
Indicator value	0	0	0.9	1.0	1.0	1.0	0	0

Licensee Comments: none

Scrams with Loss of Normal Heat Removal



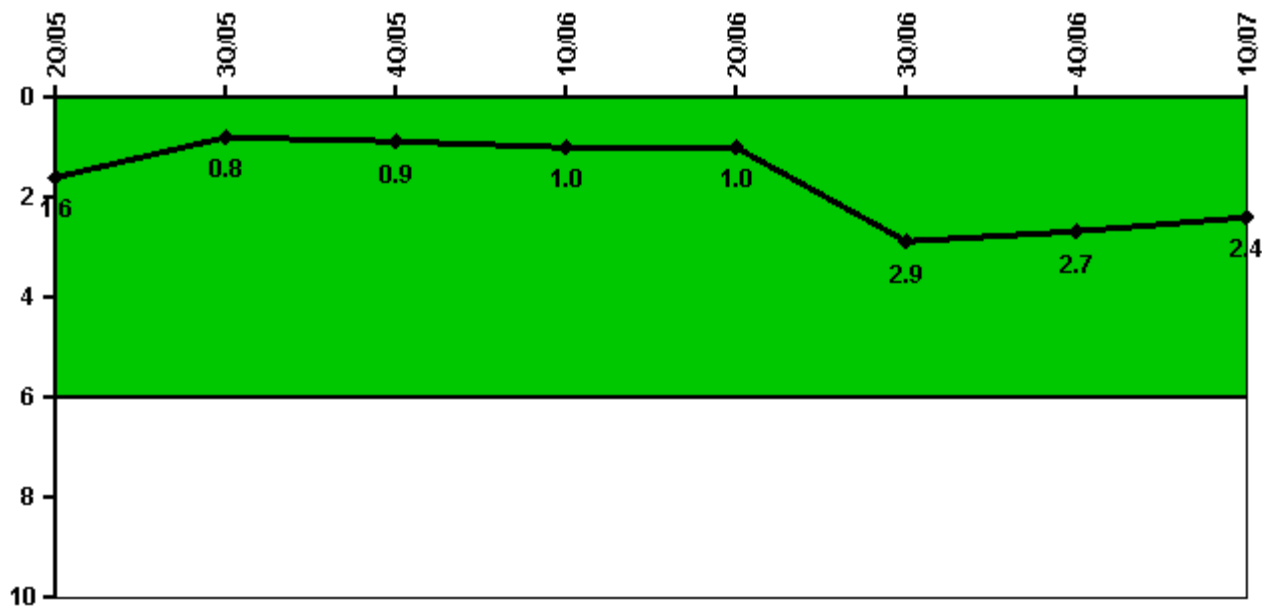
Thresholds: White > 2.0 Yellow > 10.0 Red > 20.0

Notes

Scrams with Loss of Normal Heat Removal	2Q/05	3Q/05	4Q/05	1Q/06	2Q/06	3Q/06	4Q/06	1Q/07
Scrams	0	0	0	0	0	0	0	0
Indicator value	0	0	0	0	0	0	0	0

Licensee Comments: none

Unplanned Power Changes per 7000 Critical Hrs



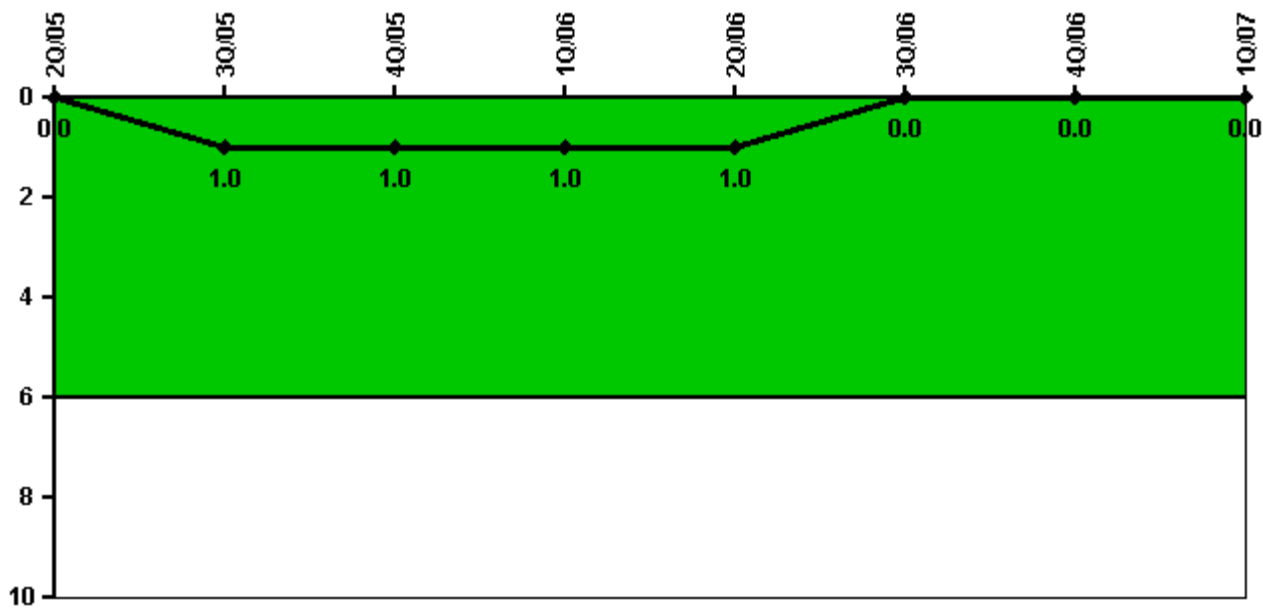
Thresholds: White > 6.0

Notes

Unplanned Power Changes per 7000 Critical Hrs	2Q/05	3Q/05	4Q/05	1Q/06	2Q/06	3Q/06	4Q/06	1Q/07
Unplanned power changes	1.0	0	0	0	1.0	2.0	0	0
Critical hours	2183.0	2208.0	1846.2	1104.1	2183.0	2208.0	2209.0	2045.1
Indicator value	1.6	0.8	0.9	1.0	1.0	2.9	2.7	2.4

Licensee Comments: none

Safety System Functional Failures (BWR)



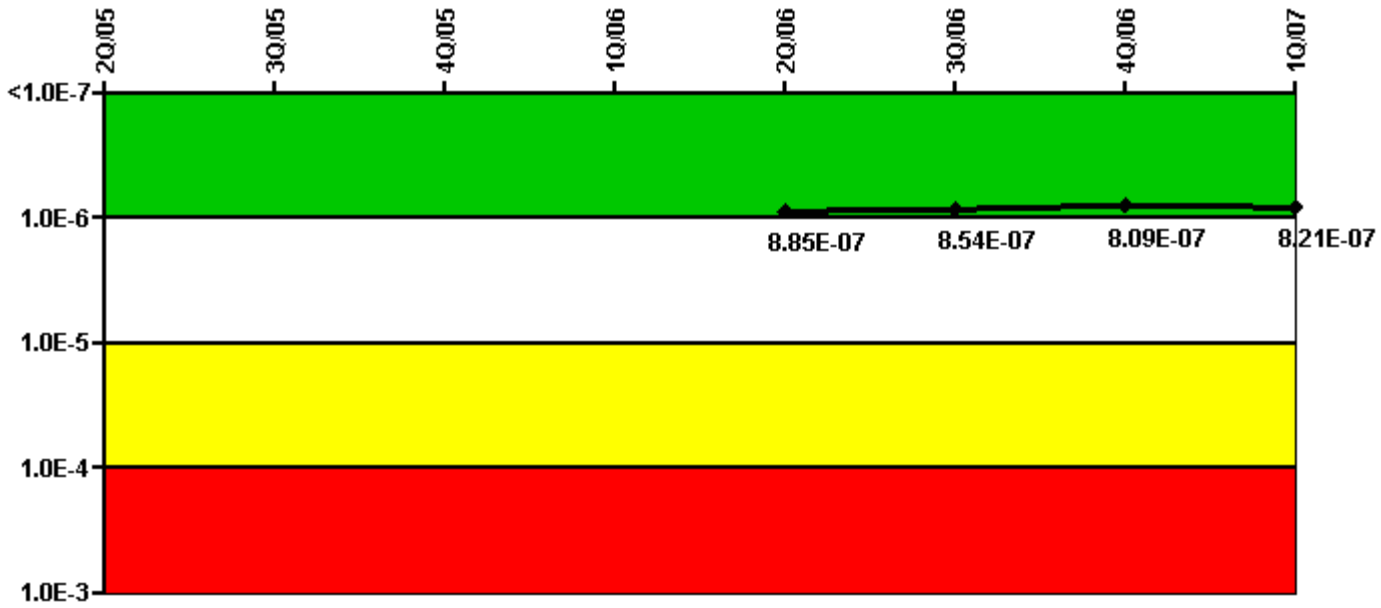
Thresholds: White > 6.0

Notes

Safety System Functional Failures (BWR)	2Q/05	3Q/05	4Q/05	1Q/06	2Q/06	3Q/06	4Q/06	1Q/07
Safety System Functional Failures	0	1	0	0	0	0	0	0
Indicator value	0	1	1	1	1	0	0	0

Licensee Comments: none

Mitigating Systems Performance Index, Emergency AC Power System



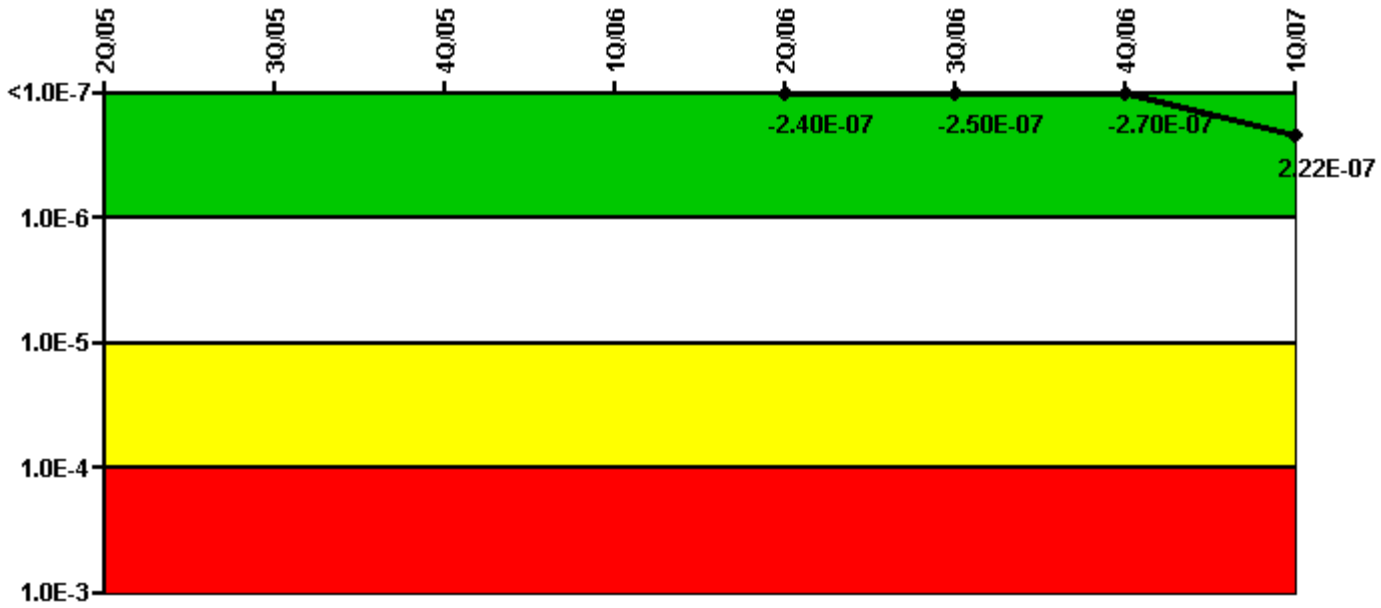
Thresholds: White > 1.00E-6 Yellow > 1.00E-5 Red > 1.00E-4

Notes

Mitigating Systems Performance Index, Emergency AC Power System	2Q/05	3Q/05	4Q/05	1Q/06	2Q/06	3Q/06	4Q/06	1Q/07
UAI (Δ CDF)					4.50E-08	5.40E-08	1.90E-08	1.10E-08
URI (Δ CDF)					8.40E-07	8.00E-07	7.90E-07	8.10E-07
PLE					NO	NO	NO	NO
Indicator value					8.85E-07	8.54E-07	8.09E-07	8.21E-07

Licensee Comments: none

Mitigating Systems Performance Index, High Pressure Injection System



Thresholds: White > 1.00E-6 Yellow > 1.00E-5 Red > 1.00E-4

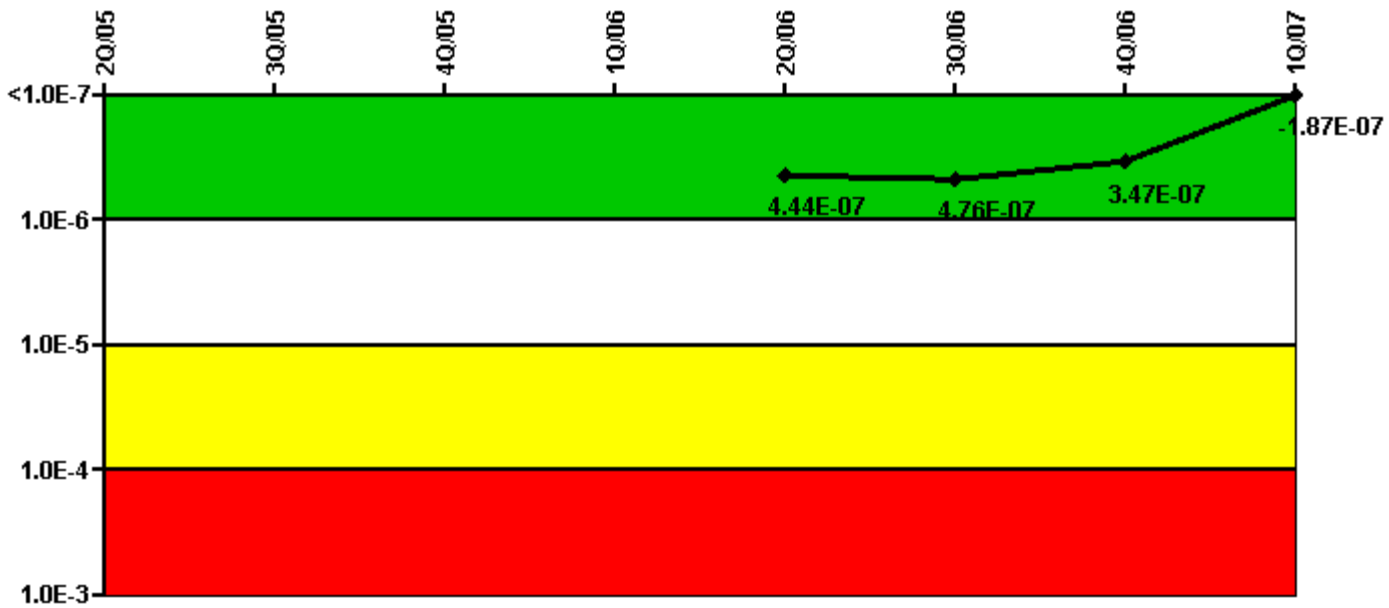
Notes

Mitigating Systems Performance Index, High Pressure Injection System	2Q/05	3Q/05	4Q/05	1Q/06	2Q/06	3Q/06	4Q/06	1Q/07
UAI (Δ CDF)					-1.10E-07	-1.10E-07	-1.10E-07	6.20E-08
URI (Δ CDF)					-1.30E-07	-1.40E-07	-1.60E-07	1.60E-07
PLE					NO	NO	NO	NO
Indicator value					-2.40E-07	-2.50E-07	-2.70E-07	2.22E-07

Licensee Comments:

1Q/07: URI and UAI increased due to equipment failures and associated unavailability.

Mitigating Systems Performance Index, Heat Removal System



Thresholds: White > 1.00E-6 Yellow > 1.00E-5 Red > 1.00E-4

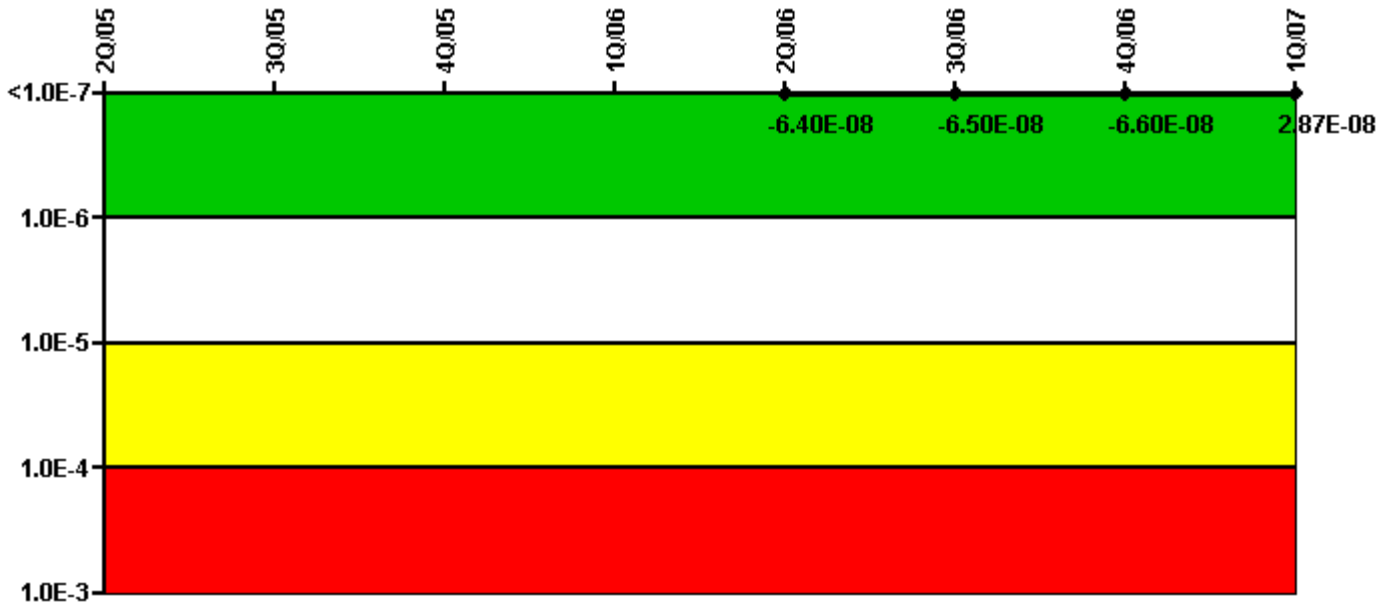
Notes

Mitigating Systems Performance Index, Heat Removal System	2Q/05	3Q/05	4Q/05	1Q/06	2Q/06	3Q/06	4Q/06	1Q/07
UAI (ΔCDF)					6.40E-08	7.60E-08	-5.30E-08	-5.70E-08
URI (ΔCDF)					3.80E-07	4.00E-07	4.00E-07	-1.30E-07
PLE					NO	NO	NO	NO
Indicator value					4.44E-07	4.76E-07	3.47E-07	-1.87E-07

Licensee Comments:

1Q/07: URI decreased due to roll-off of equipment failure.

Mitigating Systems Performance Index, Residual Heat Removal System



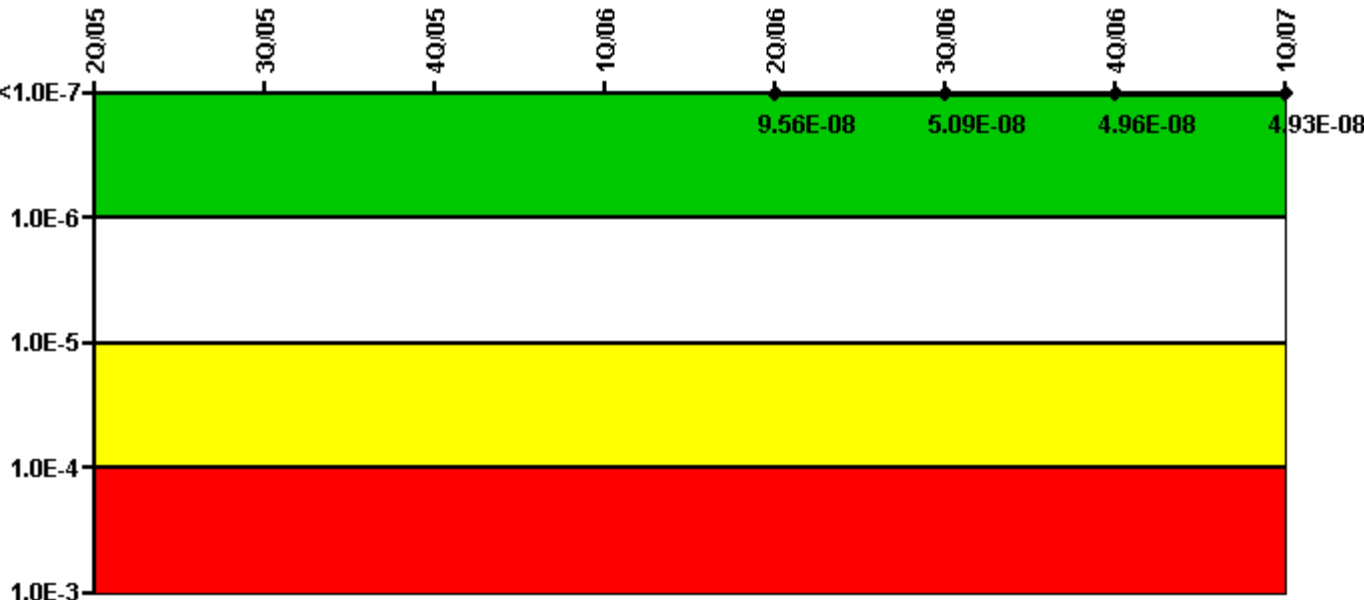
Thresholds: White > 1.00E-6 Yellow > 1.00E-5 Red > 1.00E-4

Notes

Mitigating Systems Performance Index, Residual Heat Removal System	2Q/05	3Q/05	4Q/05	1Q/06	2Q/06	3Q/06	4Q/06	1Q/07
UAI (ΔCDF)					-1.00E-08	-1.00E-08	-1.00E-08	-8.30E-09
URI (ΔCDF)					-5.40E-08	-5.50E-08	-5.60E-08	3.70E-08
PLE					NO	NO	NO	NO
Indicator value					-6.40E-08	-6.50E-08	-6.60E-08	2.87E-08

Licensee Comments: none

Mitigating Systems Performance Index, Cooling Water Systems



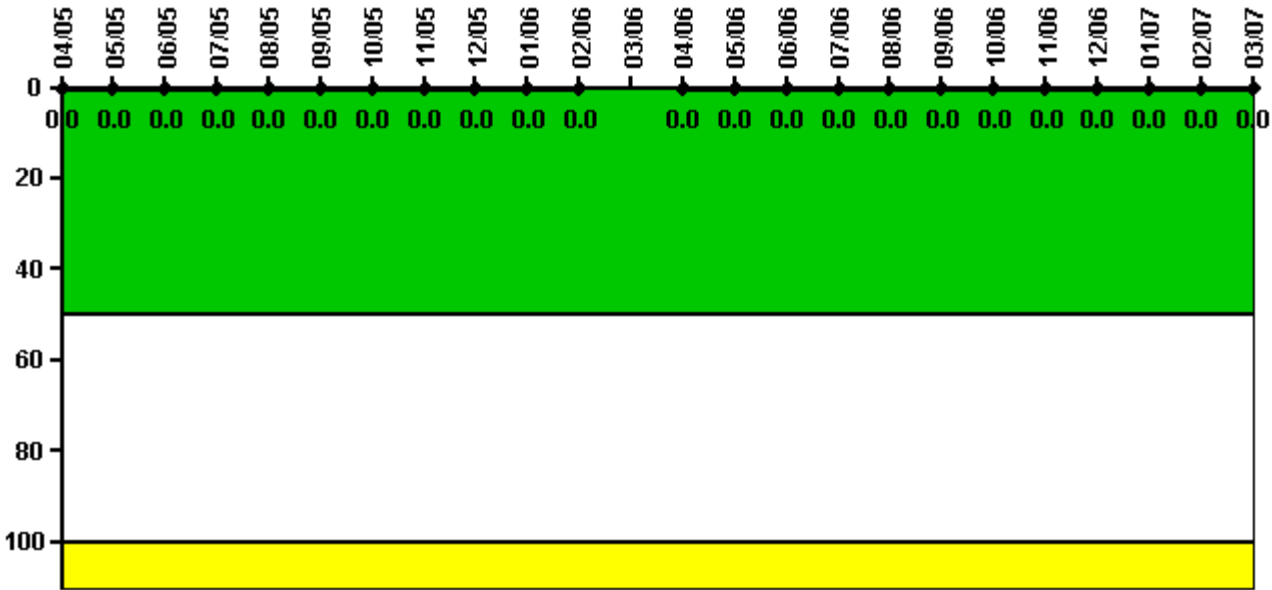
Thresholds: White > 1.00E-6 Yellow > 1.00E-5 Red > 1.00E-4

Notes

Mitigating Systems Performance Index, Cooling Water Systems	2Q/05	3Q/05	4Q/05	1Q/06	2Q/06	3Q/06	4Q/06	1Q/07
UAI (ΔCDF)					9.30E-08	4.80E-08	4.70E-08	4.20E-08
URI (ΔCDF)					2.60E-09	2.90E-09	2.60E-09	7.30E-09
PLE					NO	NO	NO	NO
Indicator value					9.56E-08	5.09E-08	4.96E-08	4.93E-08

Licensee Comments: none

Reactor Coolant System Activity



Thresholds: White > 50.0 Yellow > 100.0


Notes

Reactor Coolant System Activity	4/05	5/05	6/05	7/05	8/05	9/05	10/05	11/05	12/05	1/06	2/06	3/06
Maximum activity	0.000008	0.000010	0.000009	0.000010	0.000010	0.000010	0.000009	0.000006	0.000005	0.000006	0.000009	N/A
Technical specification limit	0.2	0.2	0.2	0.2	0.2	0.2	0.2	0.2	0.2	0.2	0.2	0.2
Indicator value	0	0	0	0	0	0	0	0	0	0	0	N/A

Reactor Coolant System Activity	4/06	5/06	6/06	7/06	8/06	9/06	10/06	11/06	12/06	1/07	2/07	3/07
Maximum activity	0.000012	0.000014	0.000015	0.000006	0.000005	0.000007	0.000008	0.000008	0.000007	0.000006	0.000006	0.000006
Technical specification limit	0.2	0.2	0.2	0.2	0.2	0.2	0.2	0.2	0.2	0.2	0.2	0.2
Indicator value	0	0	0	0	0	0	0	0	0	0	0	0

Licensee Comments: none

Reactor Coolant System Leakage



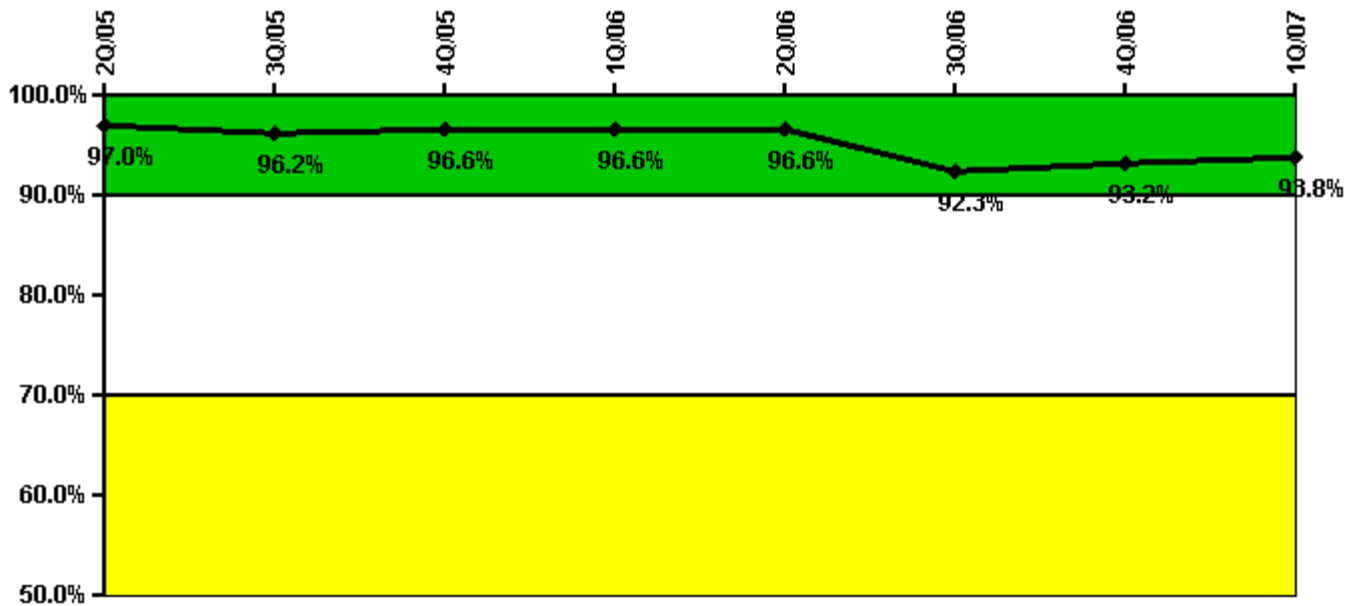
Thresholds: White > 50.0 Yellow > 100.0

Notes

Reactor Coolant System Leakage	4/05	5/05	6/05	7/05	8/05	9/05	10/05	11/05	12/05	1/06	2/06	3/06
Maximum leakage	2.530	2.560	2.580	2.670	2.600	2.670	2.730	2.050	2.190	2.210	2.140	2.680
Technical specification limit	30.0	30.0	30.0	30.0	30.0	30.0	30.0	30.0	30.0	30.0	30.0	30.0
Indicator value	8.4	8.5	8.6	8.9	8.7	8.9	9.1	6.8	7.3	7.4	7.1	8.9
Reactor Coolant System Leakage	4/06	5/06	6/06	7/06	8/06	9/06	10/06	11/06	12/06	1/07	2/07	3/07
Maximum leakage	1.660	1.680	1.670	1.680	1.680	1.700	1.700	1.690	1.680	1.690	1.700	1.710
Technical specification limit	30.0	30.0	30.0	30.0	30.0	30.0	30.0	30.0	30.0	30.0	30.0	30.0
Indicator value	5.5	5.6	5.6	5.6	5.6	5.7	5.7	5.6	5.6	5.6	5.7	5.7

Licensee Comments: none

Drill/Exercise Performance



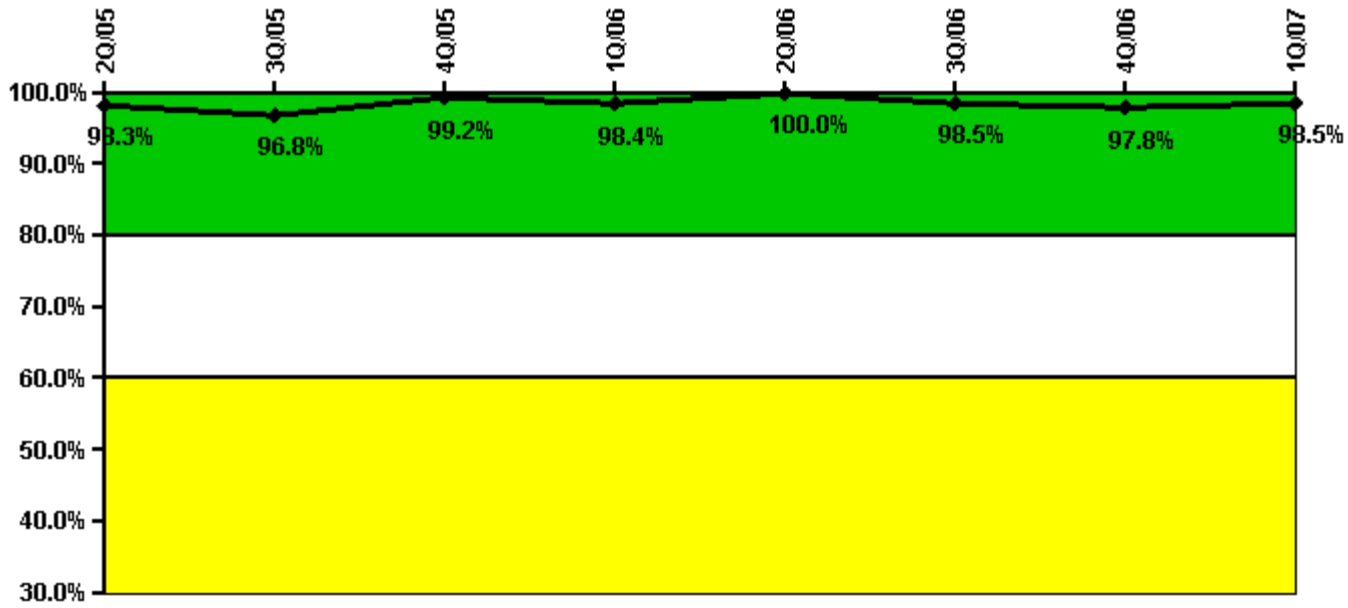
Thresholds: White < 90.0% Yellow < 70.0%

Notes

Drill/Exercise Performance	2Q/05	3Q/05	4Q/05	1Q/06	2Q/06	3Q/06	4Q/06	1Q/07
Successful opportunities	14.0	37.0	19.0	4.0	17.0	34.0	24.0	2.0
Total opportunities	14.0	38.0	20.0	4.0	18.0	41.0	24.0	2.0
Indicator value	97.0%	96.2%	96.6%	96.6%	96.6%	92.3%	93.2%	93.8%

Licensee Comments: none

ERO Drill Participation



Thresholds: White < 80.0% Yellow < 60.0%

Notes

ERO Drill Participation	2Q/05	3Q/05	4Q/05	1Q/06	2Q/06	3Q/06	4Q/06	1Q/07
Participating Key personnel	119.0	120.0	128.0	124.0	129.0	133.0	134.0	132.0
Total Key personnel	121.0	124.0	129.0	126.0	129.0	135.0	137.0	134.0
Indicator value	98.3%	96.8%	99.2%	98.4%	100.0%	98.5%	97.8%	98.5%

Licensee Comments: none

Alert & Notification System

**Not applicable due to
unique design
characteristics.
Performance in this area
will be assessed through
focused NRC inspection
efforts.**

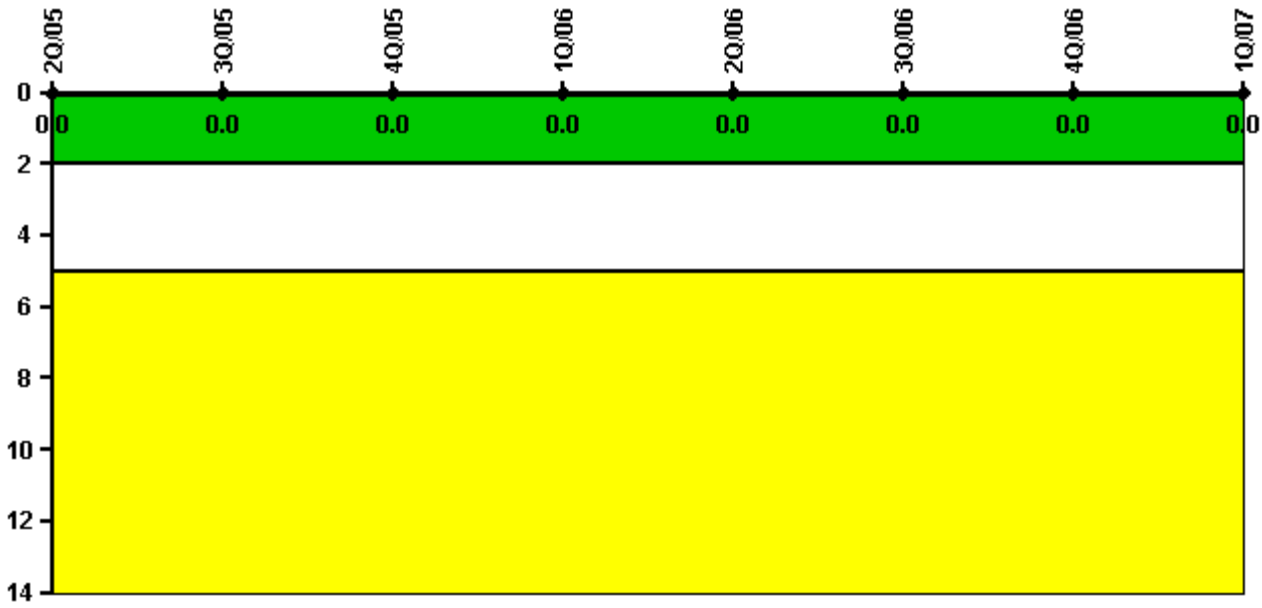
Notes

Alert & Notification System	2Q/05	3Q/05	4Q/05	1Q/06	2Q/06	3Q/06	4Q/06	1Q/07
Successful siren-tests								
Total sirens-tests								
Indicator value								

Licensee Comments:

1Q/07: Plant Hatch does not use sirens as an emergency notification system.

Occupational Exposure Control Effectiveness



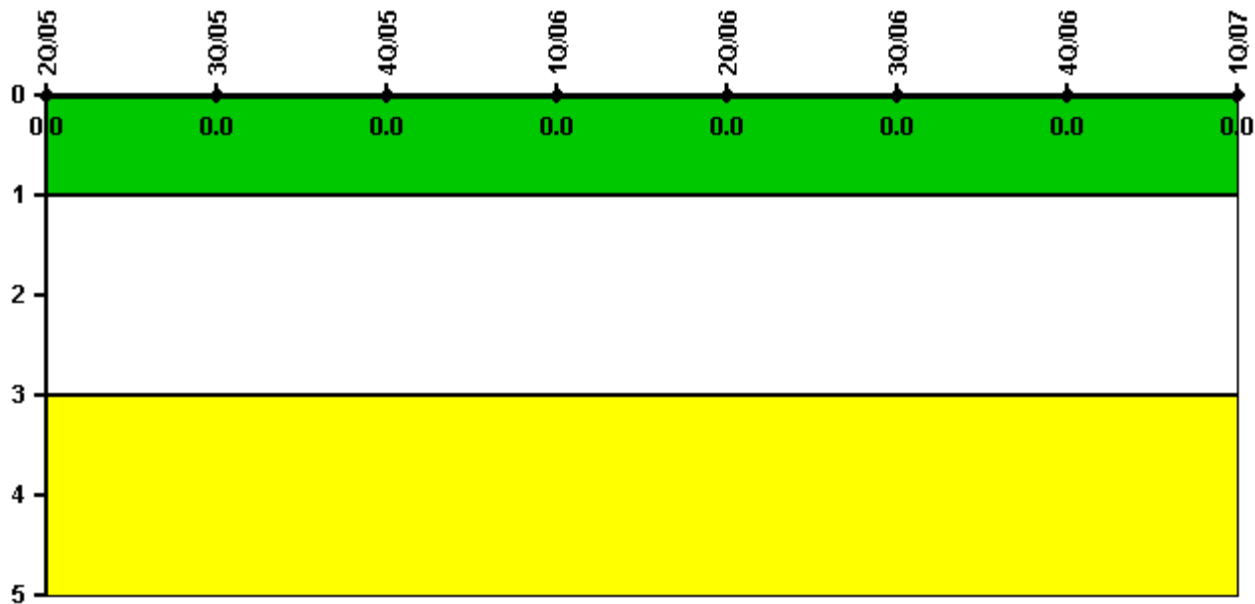
Thresholds: White > 2.0 Yellow > 5.0

Notes

Occupational Exposure Control Effectiveness	2Q/05	3Q/05	4Q/05	1Q/06	2Q/06	3Q/06	4Q/06	1Q/07
High radiation area occurrences	0	0	0	0	0	0	0	0
Very high radiation area occurrences	0	0	0	0	0	0	0	0
Unintended exposure occurrences	0	0	0	0	0	0	0	0
Indicator value	0	0	0	0	0	0	0	0

Licensee Comments: none

RETS/ODCM Radiological Effluent



Thresholds: White > 1.0 Yellow > 3.0

Notes

RETS/ODCM Radiological Effluent	2Q/05	3Q/05	4Q/05	1Q/06	2Q/06	3Q/06	4Q/06	1Q/07
RETS/ODCM occurrences	0	0	0	0	0	0	0	0
Indicator value	0	0	0	0	0	0	0	0

Licensee Comments: none

[Physical Protection](#) information not publicly available.

▲ [Action Matrix Summary](#) | [Inspection Findings Summary](#) | [PI Summary](#) | [Reactor Oversight Process](#)

Last Modified: June 1, 2007