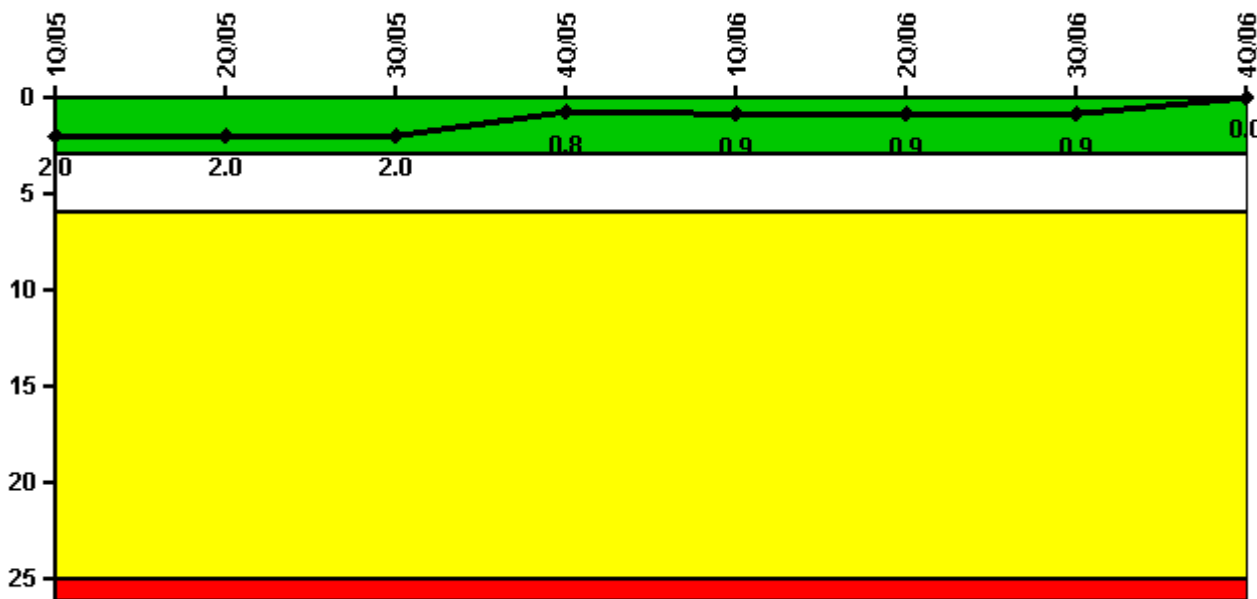


# Turkey Point 3

## 4Q/2006 Performance Indicators

Licensee's General Comments: none

### Unplanned Scrams per 7000 Critical Hrs



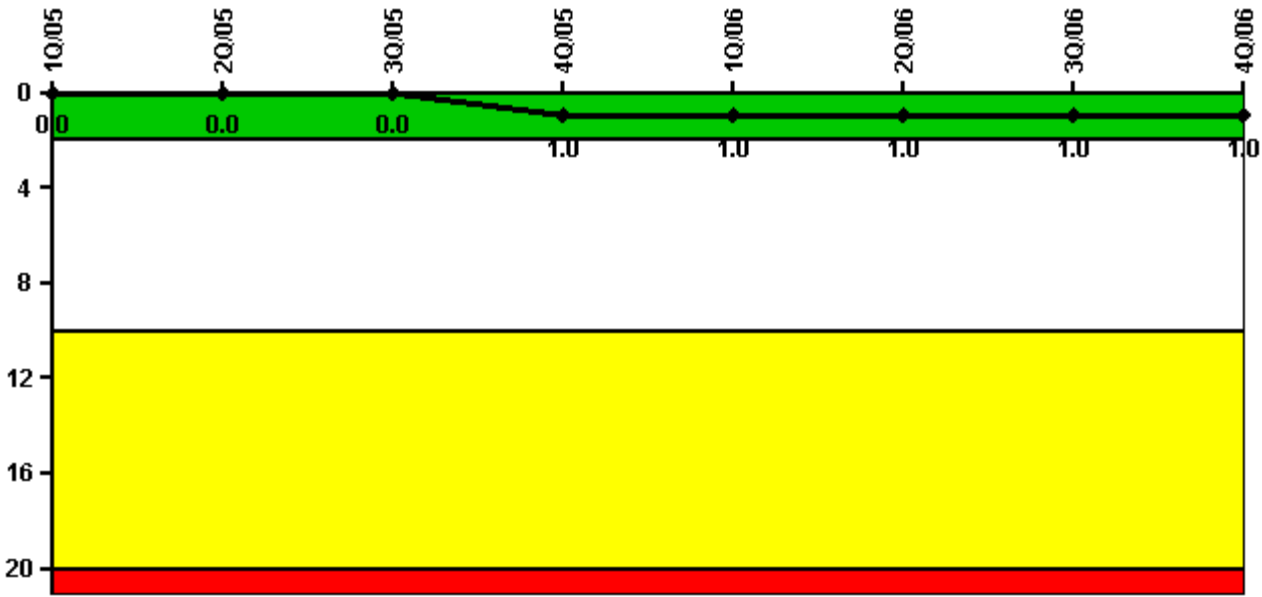
Thresholds: White > 3.0 Yellow > 6.0 Red > 25.0

### Notes

Unplanned Scrams per 7000 Critical Hrs	1Q/05	2Q/05	3Q/05	4Q/05	1Q/06	2Q/06	3Q/06	4Q/06
Unplanned scrams	0	0	0	1.0	0	0	0	0
Critical hours	2067.0	2183.0	2208.0	2016.4	1536.1	2015.5	2208.0	2209.0
Indicator value	2.0	2.0	2.0	0.8	0.9	0.9	0.9	0

Licensee Comments: none

### Scrams with Loss of Normal Heat Removal



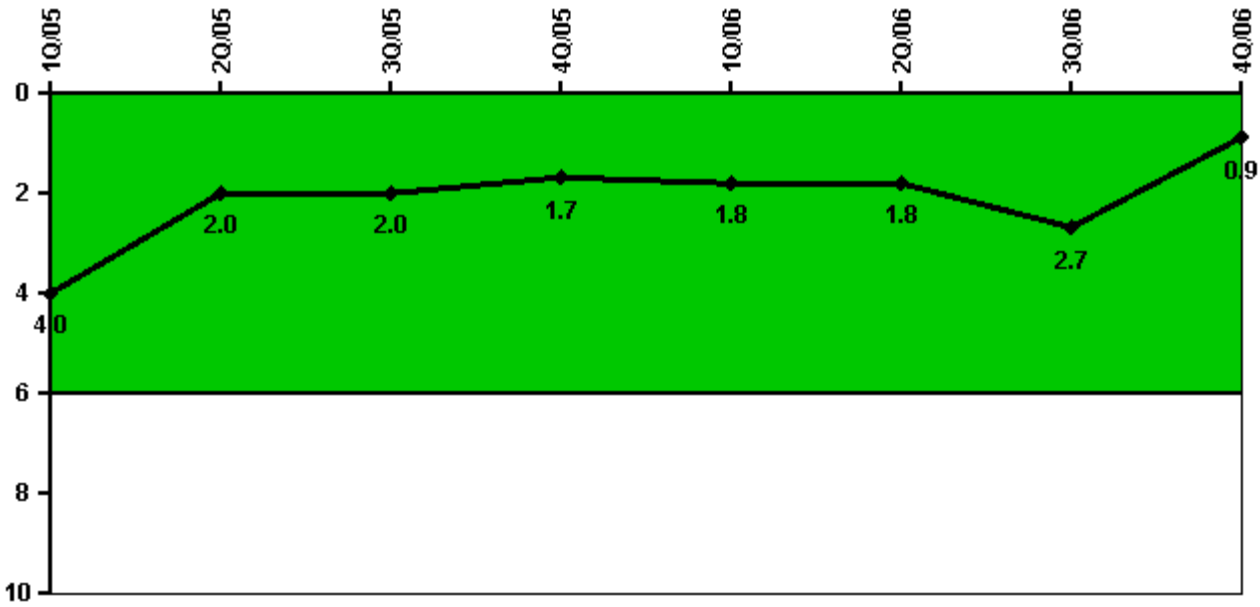
Thresholds: White > 2.0 Yellow > 10.0 Red > 20.0

#### Notes

Scrams with Loss of Normal Heat Removal	1Q/05	2Q/05	3Q/05	4Q/05	1Q/06	2Q/06	3Q/06	4Q/06
Scrams	0	0	0	1.0	0	0	0	0
Indicator value	0	0	0	1.0	1.0	1.0	1.0	1.0

Licensee Comments: none

### Unplanned Power Changes per 7000 Critical Hrs



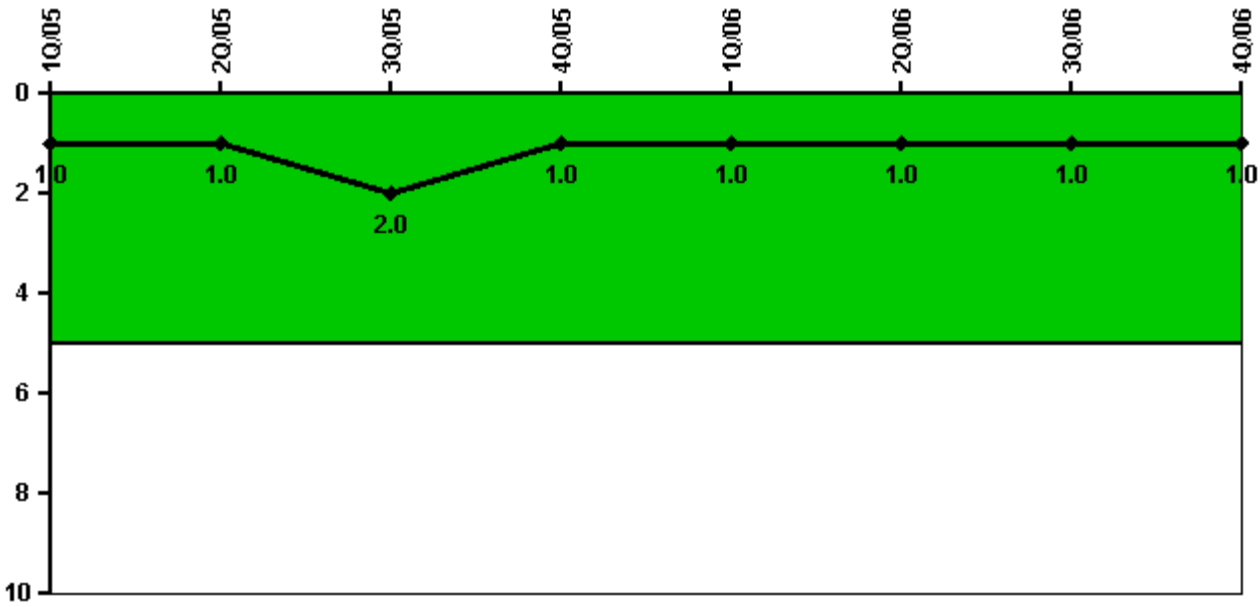
Thresholds: White > 6.0

#### Notes

Unplanned Power Changes per 7000 Critical Hrs	1Q/05	2Q/05	3Q/05	4Q/05	1Q/06	2Q/06	3Q/06	4Q/06
Unplanned power changes	0	0	0	2.0	0	0	1.0	0
Critical hours	2067.0	2183.0	2208.0	2016.4	1536.1	2015.5	2208.0	2209.0
Indicator value	4.0	2.0	2.0	1.7	1.8	1.8	2.7	0.9

Licensee Comments: none

### Safety System Functional Failures (PWR)



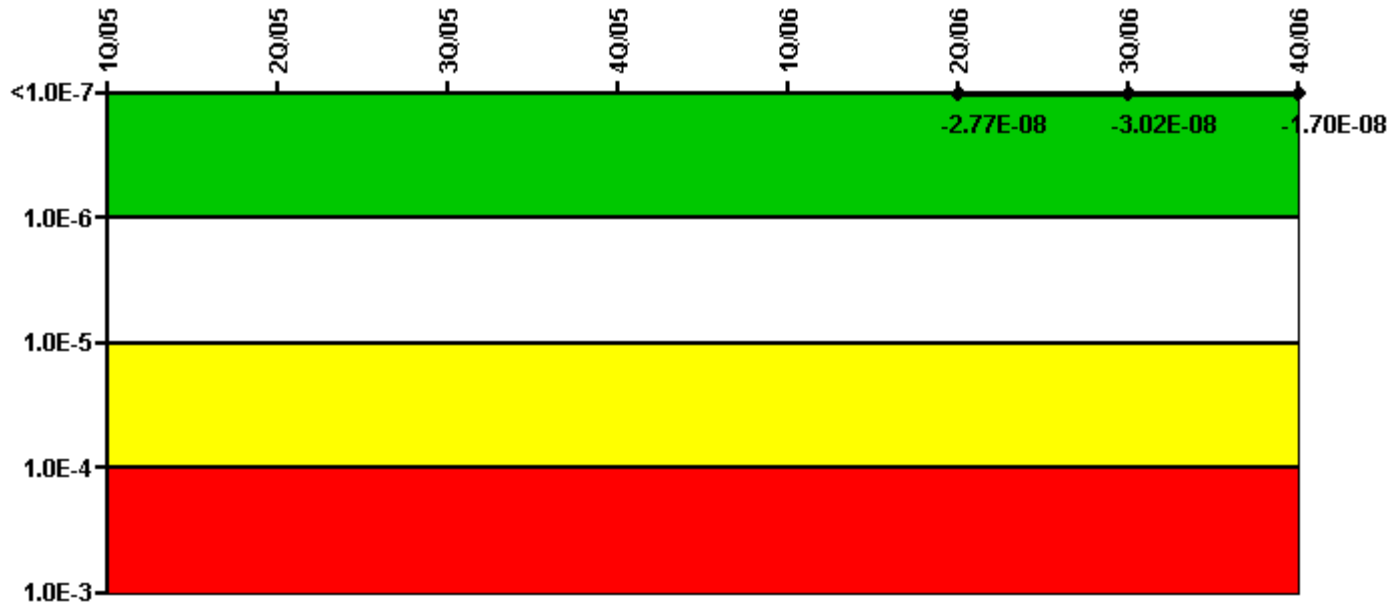
Thresholds: White > 5.0

#### Notes

Safety System Functional Failures (PWR)	1Q/05	2Q/05	3Q/05	4Q/05	1Q/06	2Q/06	3Q/06	4Q/06
Safety System Functional Failures	0	0	1	0	0	0	1	0
Indicator value	1	1	2	1	1	1	1	1

Licensee Comments: none

### Mitigating Systems Performance Index, Emergency AC Power System



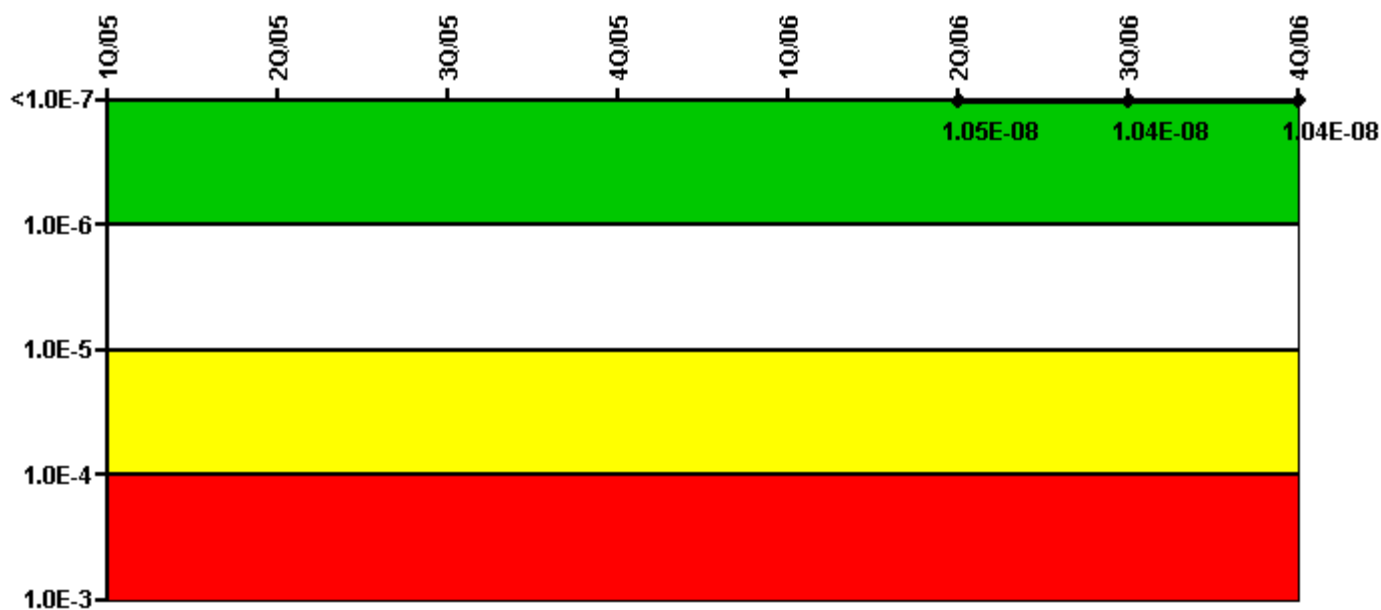
Thresholds: White > 1.00E-6 Yellow > 1.00E-5 Red > 1.00E-4

**Notes**

Mitigating Systems Performance Index, Emergency AC Power System	1Q/05	2Q/05	3Q/05	4Q/05	1Q/06	2Q/06	3Q/06	4Q/06
UAI (ΔCDF)						2.70E-10	-3.20E-09	1.00E-08
URI (ΔCDF)						-2.80E-08	-2.70E-08	-2.70E-08
PLE						NO	NO	NO
Indicator value						-2.77E-08	-3.02E-08	-1.70E-08

Licensee Comments: none

### Mitigating Systems Performance Index, High Pressure Injection System



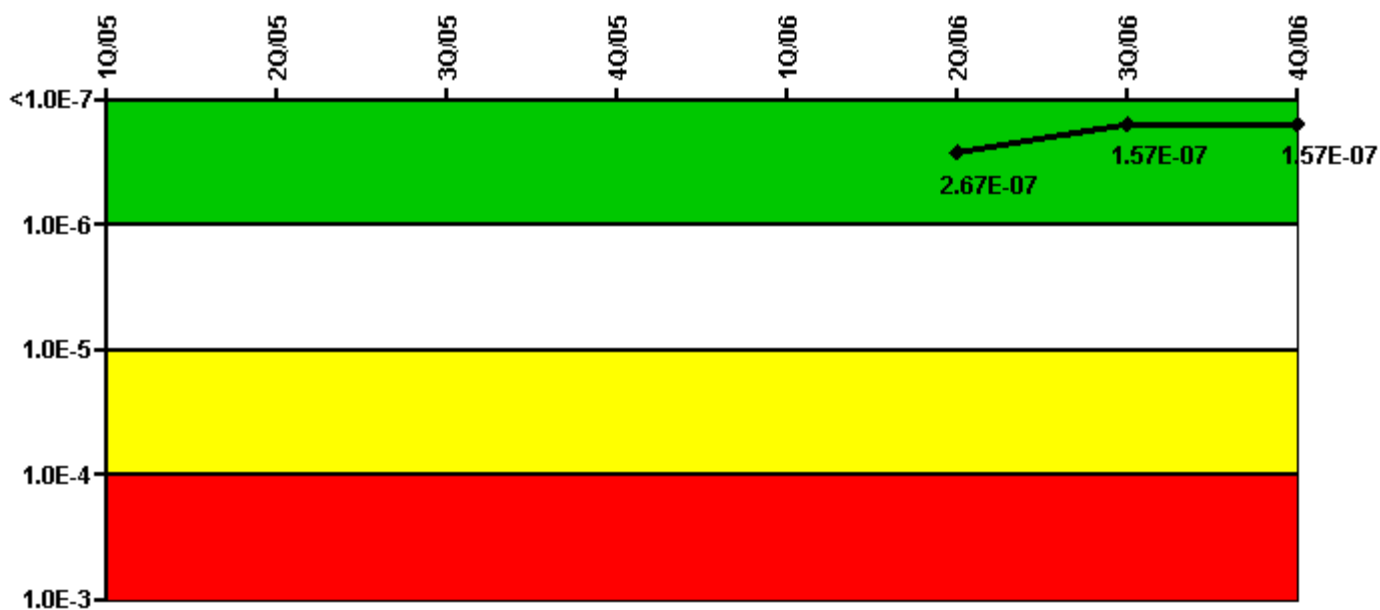
Thresholds: White > 1.00E-6 Yellow > 1.00E-5 Red > 1.00E-4

**Notes**

Mitigating Systems Performance Index, High Pressure Injection System	1Q/05	2Q/05	3Q/05	4Q/05	1Q/06	2Q/06	3Q/06	4Q/06
UAI (ΔCDF)						-4.80E-10	-5.70E-10	-5.70E-10
URI (ΔCDF)						1.10E-08	1.10E-08	1.10E-08
PLE						NO	NO	NO
Indicator value						1.05E-08	1.04E-08	1.04E-08

Licensee Comments: none

### Mitigating Systems Performance Index, Heat Removal System



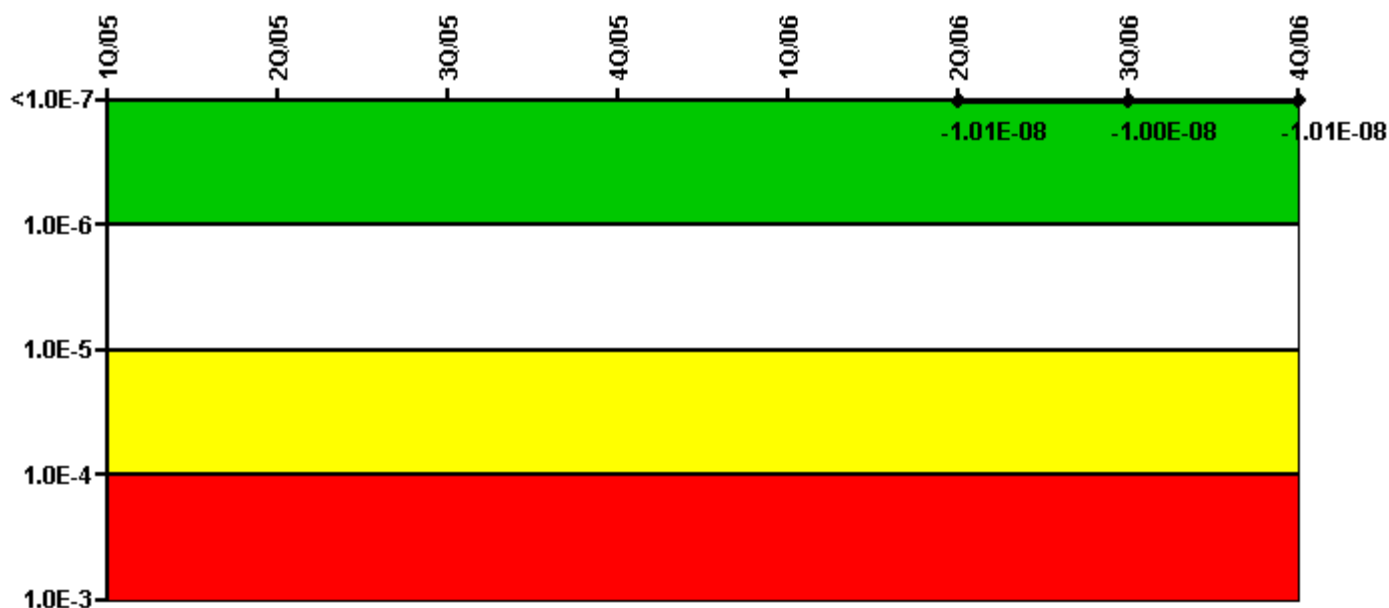
Thresholds: White > 1.00E-6 Yellow > 1.00E-5 Red > 1.00E-4

**Notes**

Mitigating Systems Performance Index, Heat Removal System	1Q/05	2Q/05	3Q/05	4Q/05	1Q/06	2Q/06	3Q/06	4Q/06
UAI (ΔCDF)						-1.30E-08	-1.30E-08	-1.30E-08
URI (ΔCDF)						2.80E-07	1.70E-07	1.70E-07
PLE						NO	NO	NO
Indicator value						2.67E-07	1.57E-07	1.57E-07

Licensee Comments: none

### Mitigating Systems Performance Index, Residual Heat Removal System



Thresholds: White > 1.00E-6 Yellow > 1.00E-5 Red > 1.00E-4

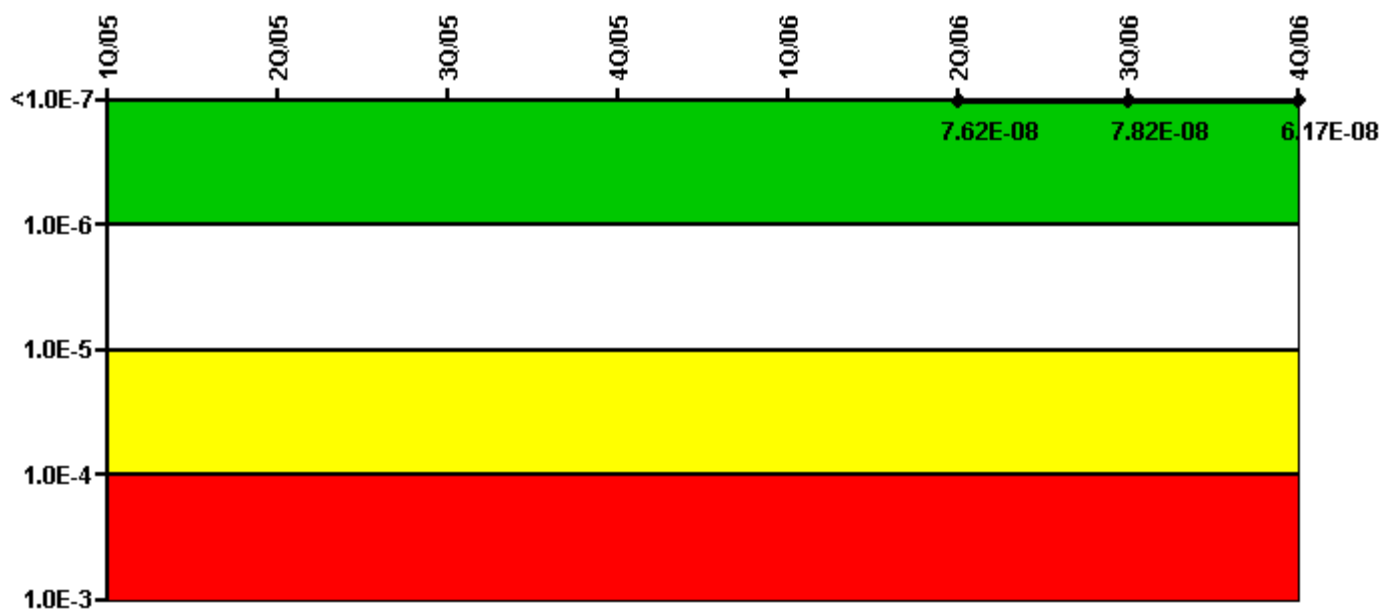
#### Notes

Mitigating Systems Performance Index, Residual Heat Removal System	1Q/05	2Q/05	3Q/05	4Q/05	1Q/06	2Q/06	3Q/06	4Q/06
UAI ( $\Delta$ CDF)						1.90E-09	2.00E-09	1.90E-09
URI ( $\Delta$ CDF)						-1.20E-08	-1.20E-08	-1.20E-08
PLE						NO	NO	NO
Indicator value						-1.01E-08	-1.00E-08	-1.01E-08

Licensee Comments: none



### Mitigating Systems Performance Index, Cooling Water Systems



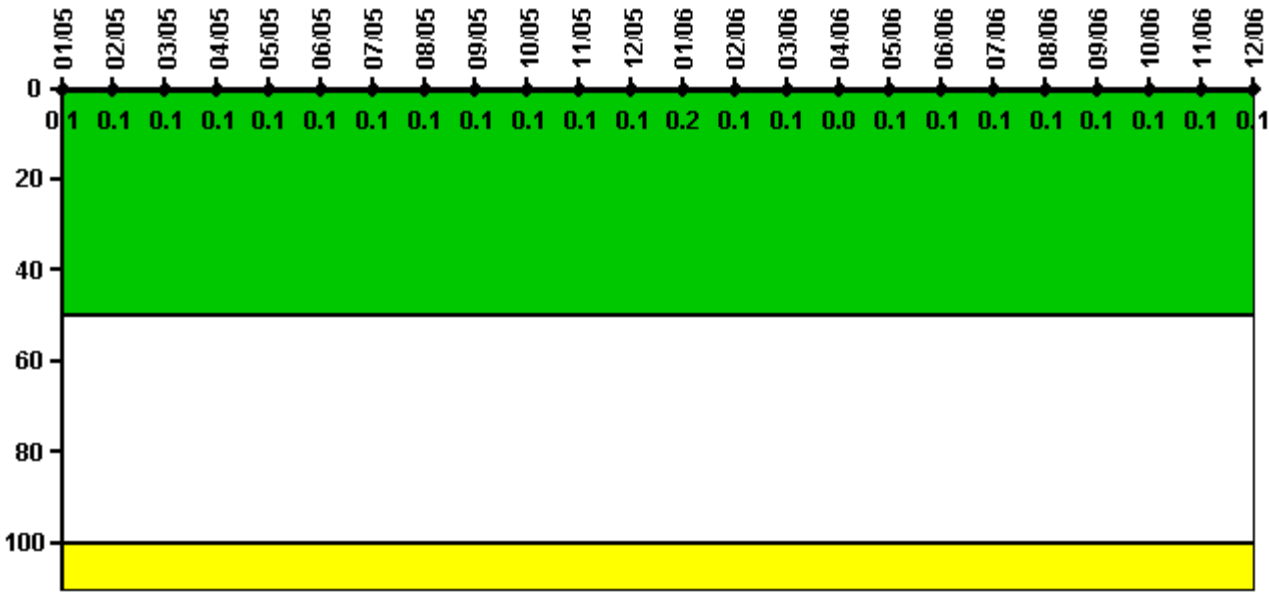
Thresholds: White >  $1.0E-6$  Yellow >  $1.0E-5$  Red >  $1.0E-4$

#### Notes

Mitigating Systems Performance Index, Cooling Water Systems	1Q/05	2Q/05	3Q/05	4Q/05	1Q/06	2Q/06	3Q/06	4Q/06
UAI ( $\Delta$ CDF)						$7.10E-08$	$7.30E-08$	$6.00E-08$
URI ( $\Delta$ CDF)						$5.20E-09$	$5.20E-09$	$1.70E-09$
PLE						NO	NO	NO
Indicator value						$7.62E-08$	$7.82E-08$	$6.17E-08$

Licensee Comments: none

### Reactor Coolant System Activity



Thresholds: White > 50.0 Yellow > 100.0

**Notes**

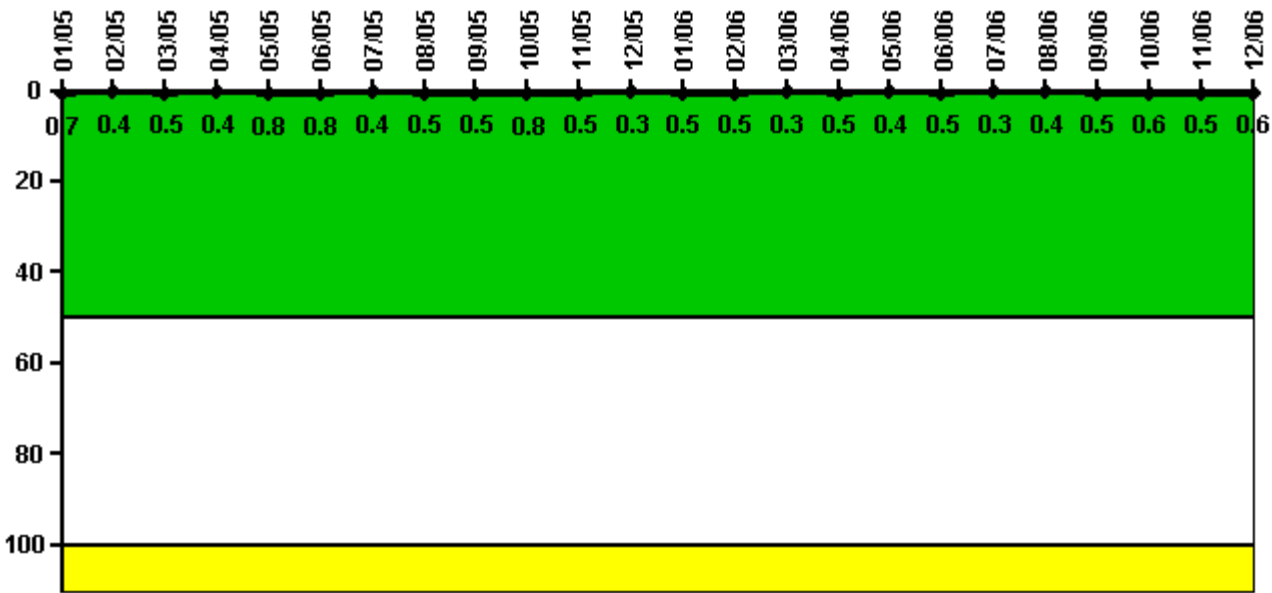
Reactor Coolant System Activity	1/05	2/05	3/05	4/05	5/05	6/05	7/05	8/05	9/05	10/05	11/05	12/05
Maximum activity	0.000747	0.000582	0.000725	0.000720	0.000944	0.000761	0.000887	0.001030	0.000978	0.000971	0.001100	0.001200
Technical specification limit	1.0	1.0	1.0	1.0	1.0	1.0	1.0	1.0	1.0	1.0	1.0	1.0
Indicator value	0.1	0.1	0.1	0.1	0.1	0.1	0.1	0.1	0.1	0.1	0.1	0.1

Reactor Coolant System Activity	1/06	2/06	3/06	4/06	5/06	6/06	7/06	8/06	9/06	10/06	11/06	12/06
Maximum activity	0.001750	0.000926	0.001070	0.000468	0.000595	0.000501	0.000641	0.000702	0.000793	0.000610	0.000580	0.000824
Technical specification limit	1.0	1.0	1.0	1.0	1.0	1.0	1.0	1.0	1.0	1.0	1.0	1.0
Indicator value	0.2	0.1	0.1	0	0.1	0.1	0.1	0.1	0.1	0.1	0.1	0.1

Licensee Comments: none

### Reactor Coolant System Leakage



Thresholds: White > 50.0 Yellow > 100.0

**Notes**

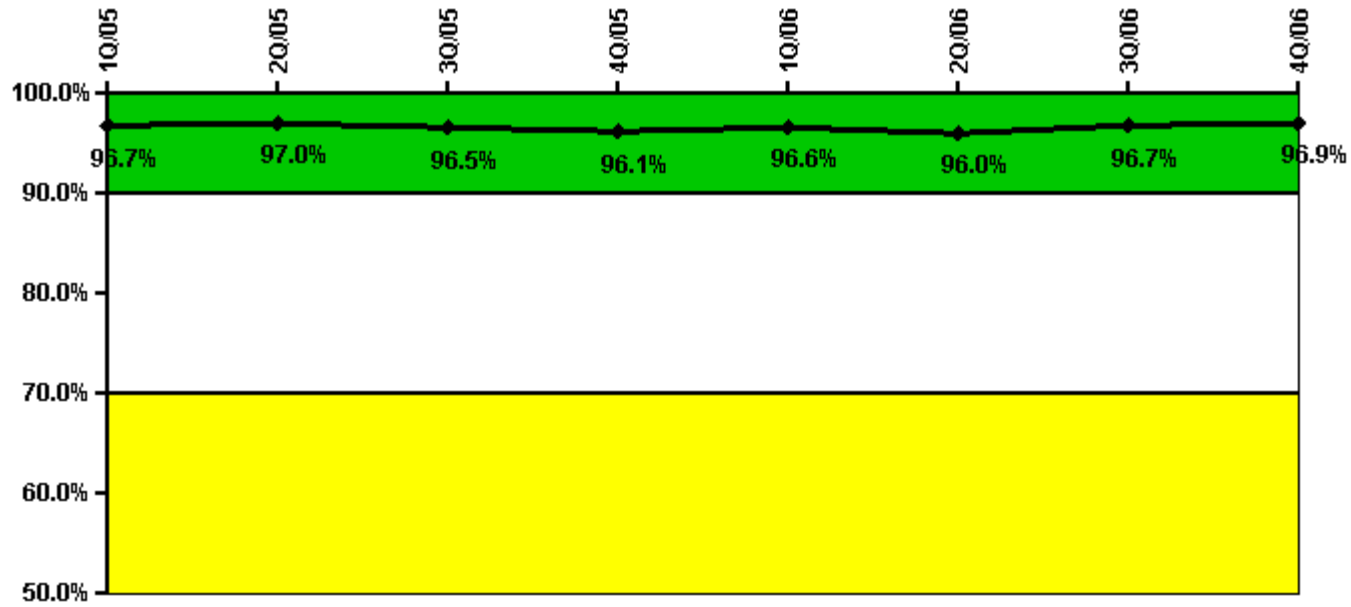
Reactor Coolant System Leakage	1/05	2/05	3/05	4/05	5/05	6/05	7/05	8/05	9/05	10/05	11/05	12/05
Maximum leakage	0.070	0.040	0.050	0.040	0.080	0.080	0.040	0.050	0.050	0.080	0.050	0.030
Technical specification limit	10.0	10.0	10.0	10.0	10.0	10.0	10.0	10.0	10.0	10.0	10.0	10.0
Indicator value	0.7	0.4	0.5	0.4	0.8	0.8	0.4	0.5	0.5	0.8	0.5	0.3

Reactor Coolant System Leakage	1/06	2/06	3/06	4/06	5/06	6/06	7/06	8/06	9/06	10/06	11/06	12/06
Maximum leakage	0.050	0.050	0.030	0.050	0.040	0.050	0.030	0.040	0.050	0.060	0.050	0.060
Technical specification limit	10.0	10.0	10.0	10.0	10.0	10.0	10.0	10.0	10.0	10.0	10.0	10.0
Indicator value	0.5	0.5	0.3	0.5	0.4	0.5	0.3	0.4	0.5	0.6	0.5	0.6

Licensee Comments: none

### Drill/Exercise Performance



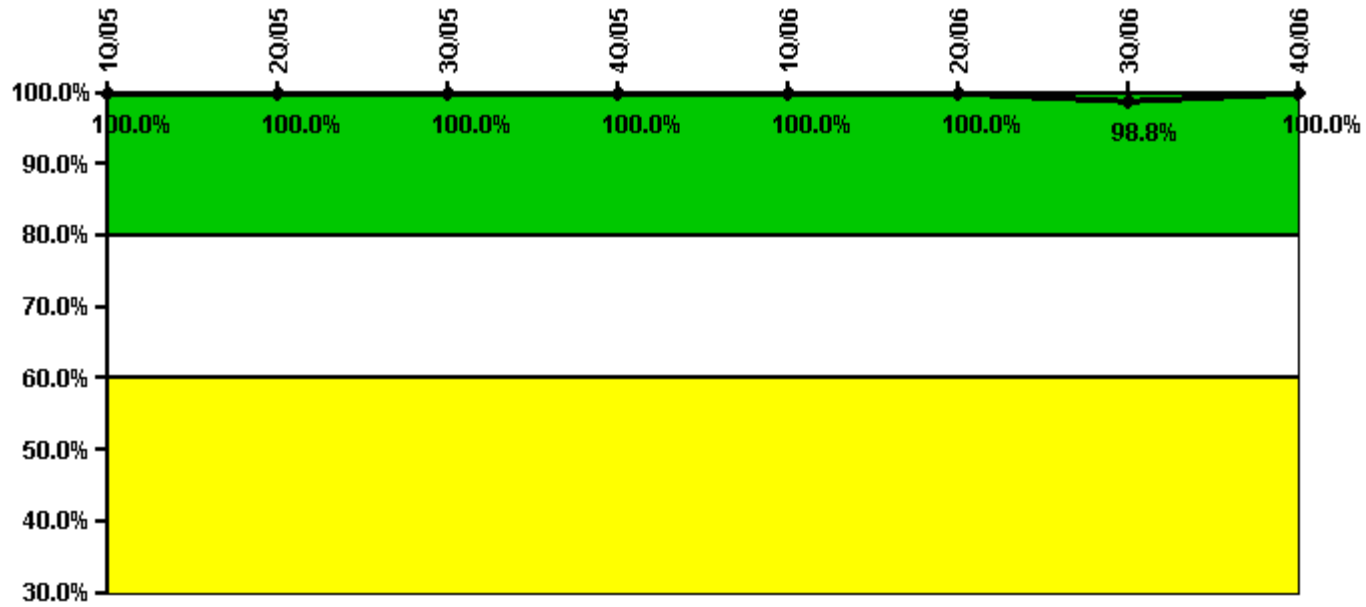
Thresholds: White < 90.0% Yellow < 70.0%

#### Notes

Drill/Exercise Performance	1Q/05	2Q/05	3Q/05	4Q/05	1Q/06	2Q/06	3Q/06	4Q/06
Successful opportunities	50.0	25.0	70.0	41.0	75.0	38.0	50.0	22.0
Total opportunities	53.0	25.0	73.0	43.0	75.0	41.0	51.0	22.0
Indicator value	96.7%	97.0%	96.5%	96.1%	96.6%	96.0%	96.7%	96.9%

Licensee Comments: none

### ERO Drill Participation



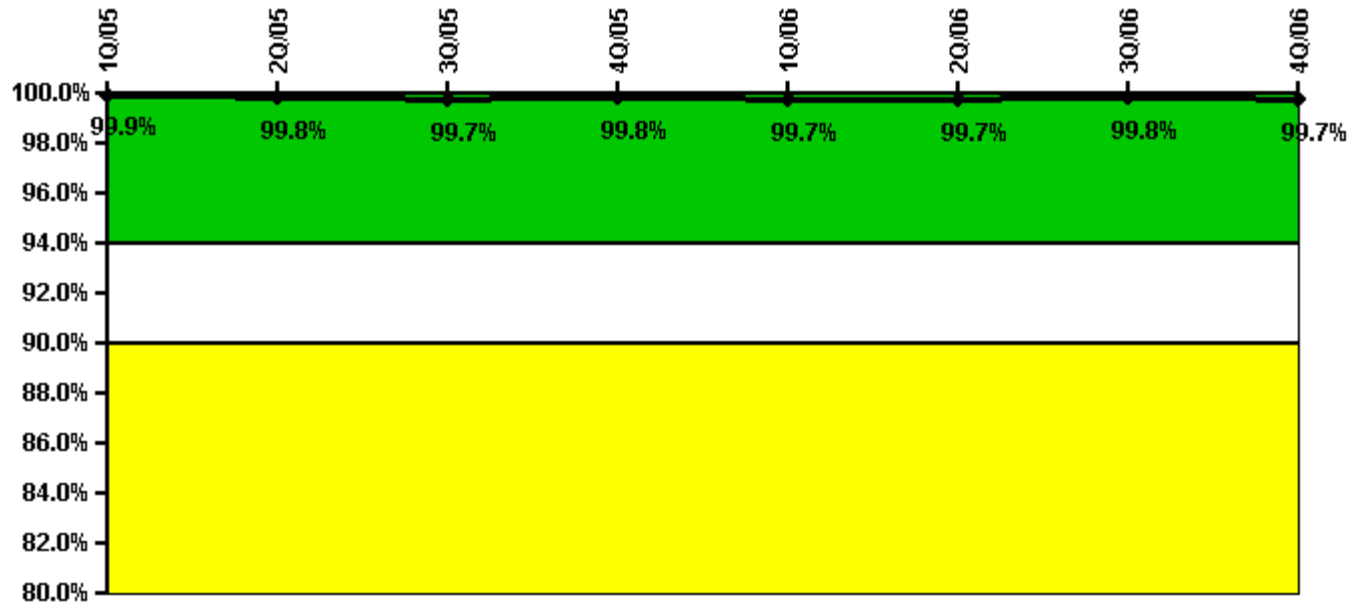
Thresholds: White < 80.0% Yellow < 60.0%

#### Notes

ERO Drill Participation	1Q/05	2Q/05	3Q/05	4Q/05	1Q/06	2Q/06	3Q/06	4Q/06
Participating Key personnel	67.0	72.0	73.0	80.0	89.0	90.0	83.0	84.0
Total Key personnel	67.0	72.0	73.0	80.0	89.0	90.0	84.0	84.0
Indicator value	100.0%	100.0%	100.0%	100.0%	100.0%	100.0%	98.8%	100.0%

Licensee Comments: none

### Alert & Notification System



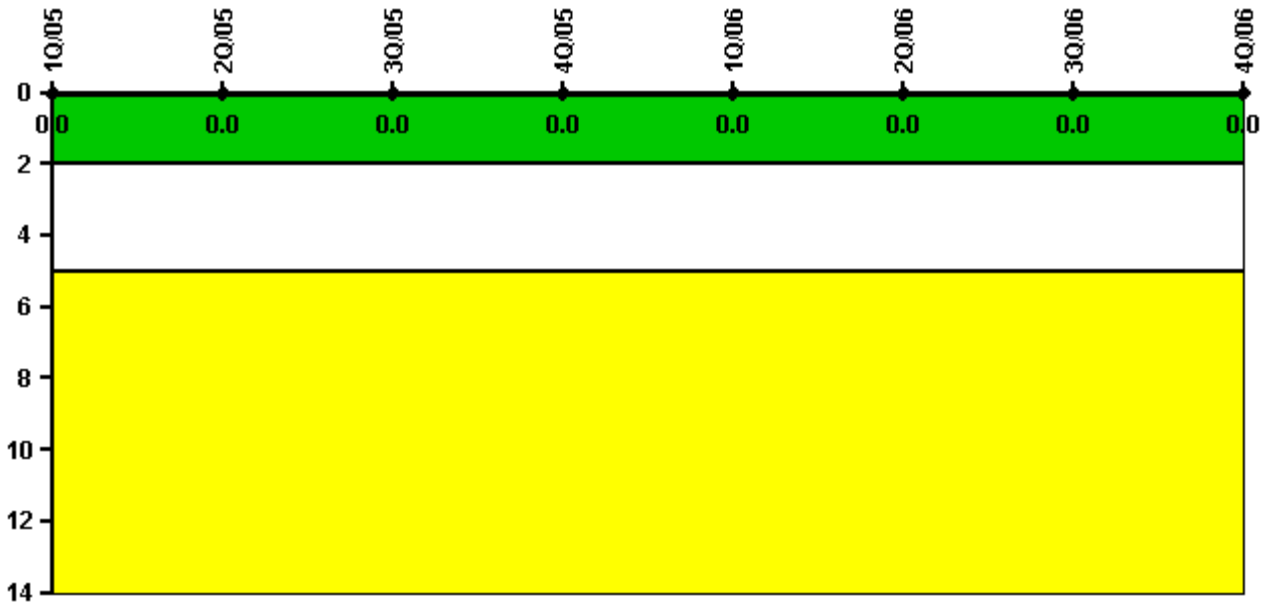
Thresholds: White < 94.0% Yellow < 90.0%

#### Notes

Alert & Notification System	1Q/05	2Q/05	3Q/05	4Q/05	1Q/06	2Q/06	3Q/06	4Q/06
Successful siren-tests	282	375	327	376	328	422	328	374
Total sirens-tests	282	376	329	376	329	423	329	376
Indicator value	99.9%	99.8%	99.7%	99.8%	99.7%	99.7%	99.8%	99.7%

Licensee Comments: none

### Occupational Exposure Control Effectiveness



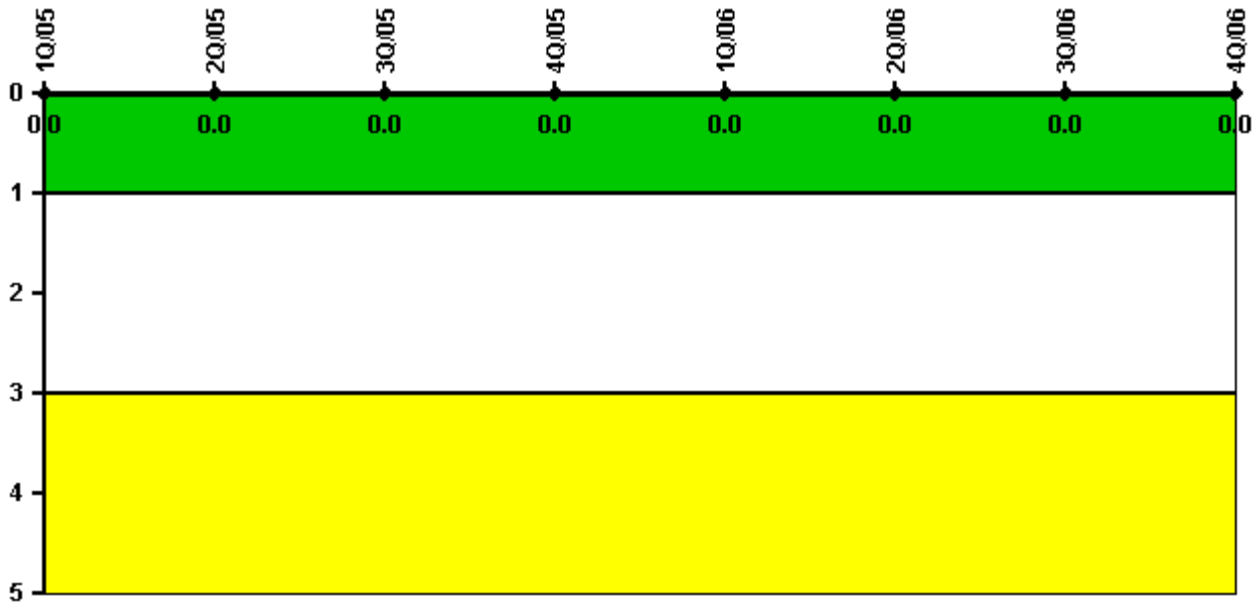
Thresholds: White > 2.0 Yellow > 5.0

**Notes**

Occupational Exposure Control Effectiveness	1Q/05	2Q/05	3Q/05	4Q/05	1Q/06	2Q/06	3Q/06	4Q/06
High radiation area occurrences	0	0	0	0	0	0	0	0
Very high radiation area occurrences	0	0	0	0	0	0	0	0
Unintended exposure occurrences	0	0	0	0	0	0	0	0
<b>Indicator value</b>	<b>0</b>	<b>0</b>	<b>0</b>	<b>0</b>	<b>0</b>	<b>0</b>	<b>0</b>	<b>0</b>

Licensee Comments: none

### RETS/ODCM Radiological Effluent



Thresholds: White > 1.0 Yellow > 3.0

#### Notes

RETS/ODCM Radiological Effluent	1Q/05	2Q/05	3Q/05	4Q/05	1Q/06	2Q/06	3Q/06	4Q/06
RETS/ODCM occurrences	0	0	0	0	0	0	0	0
Indicator value	0	0	0	0	0	0	0	0

Licensee Comments: none

[Physical Protection](#) information not publicly available.