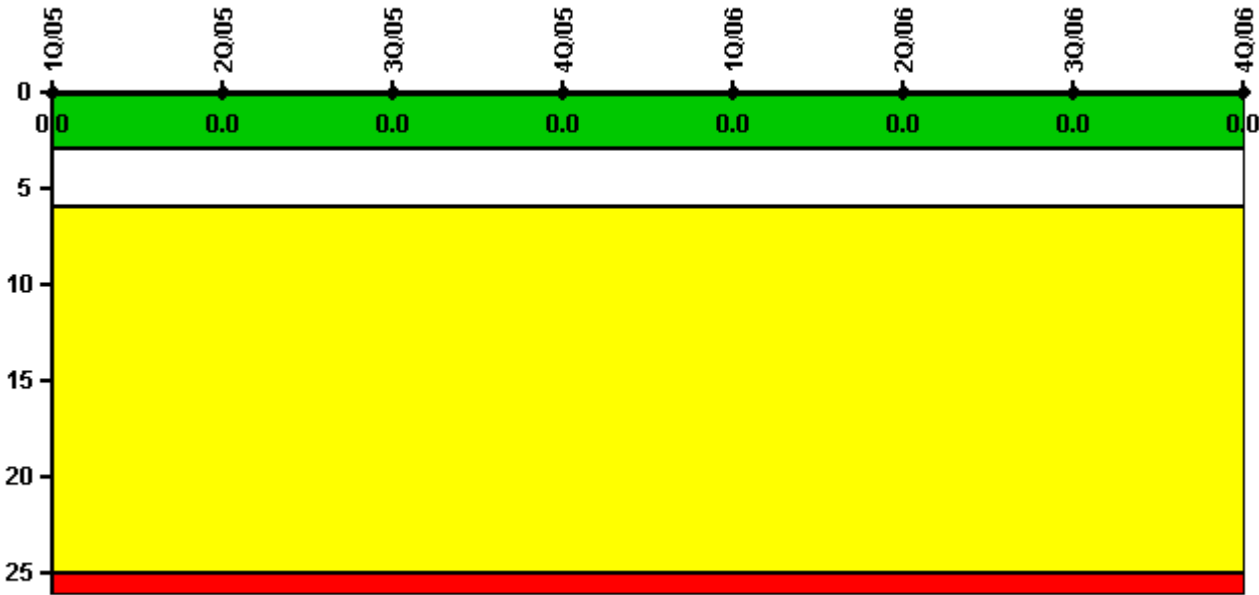


South Texas 2

4Q/2006 Performance Indicators

Licensee's General Comments: The FVUAP calculation error was identified after original files had been created for submittal.

Unplanned Scrams per 7000 Critical Hrs



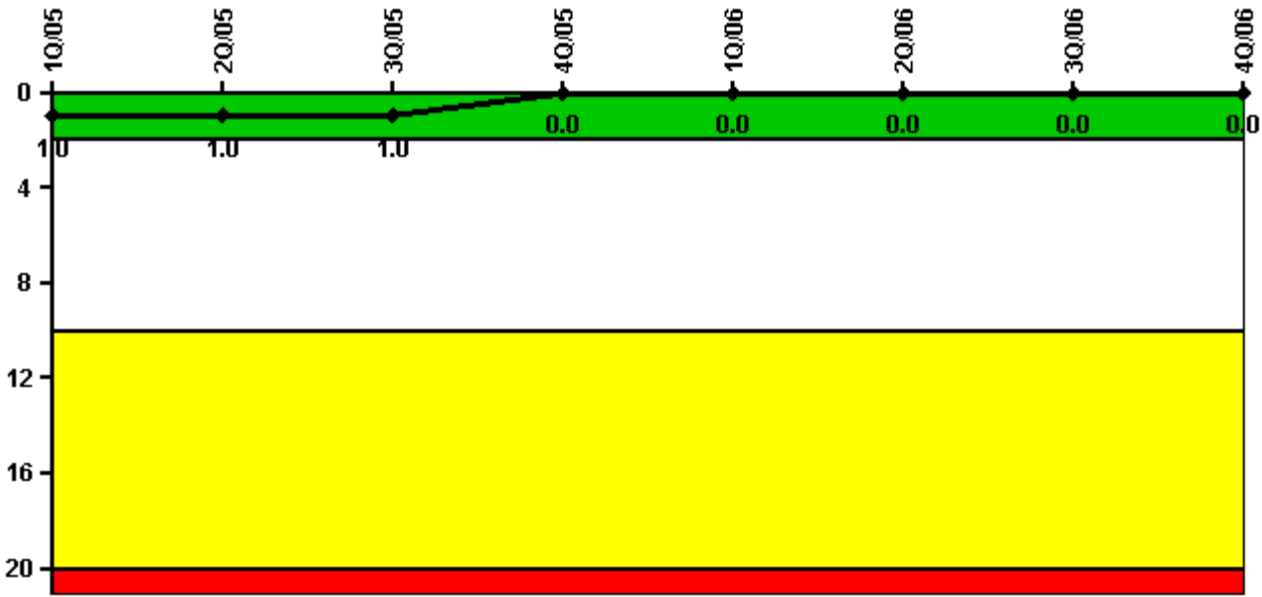
Thresholds: White > 3.0 Yellow > 6.0 Red > 25.0

Notes

Unplanned Scrams per 7000 Critical Hrs	1Q/05	2Q/05	3Q/05	4Q/05	1Q/06	2Q/06	3Q/06	4Q/06
Unplanned scrams	0	0	0	0	0	0	0	0
Critical hours	1988.6	2183.0	2208.0	1511.5	2160.0	2183.0	2208.0	2209.0
Indicator value	0	0	0	0	0	0	0	0

Licensee Comments: none

Scrams with Loss of Normal Heat Removal



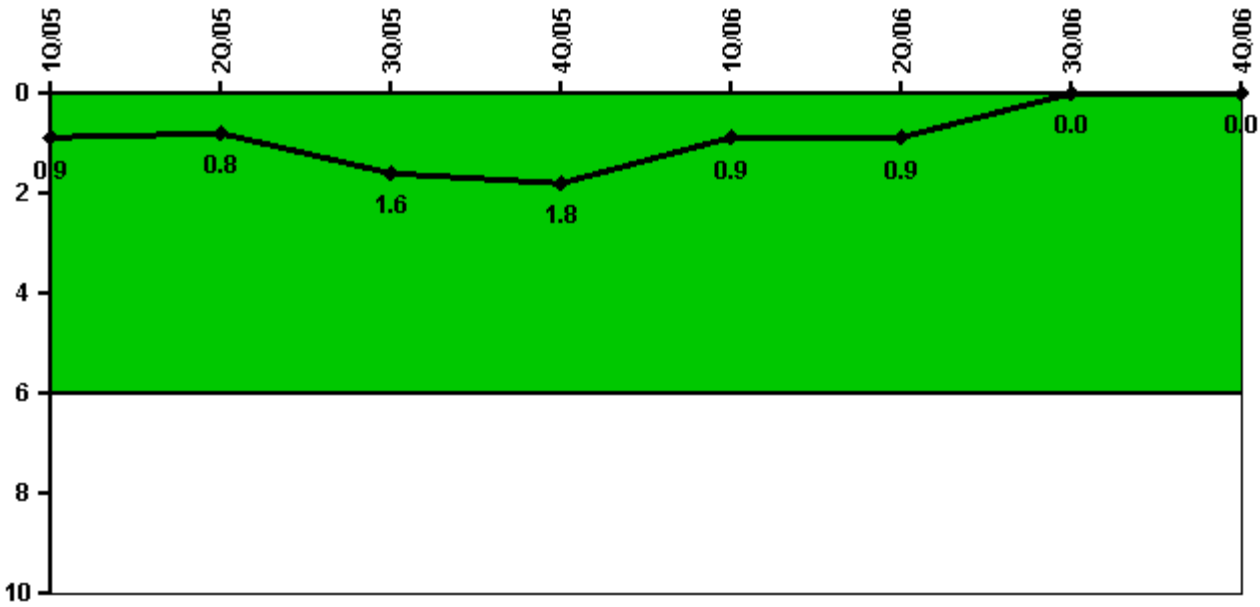
Thresholds: White > 2.0 Yellow > 10.0 Red > 20.0

Notes

Scrams with Loss of Normal Heat Removal	1Q/05	2Q/05	3Q/05	4Q/05	1Q/06	2Q/06	3Q/06	4Q/06
Scrams	0	0	0	0	0	0	0	0
Indicator value	1.0	1.0	1.0	0	0	0	0	0

Licensee Comments: none

Unplanned Power Changes per 7000 Critical Hrs



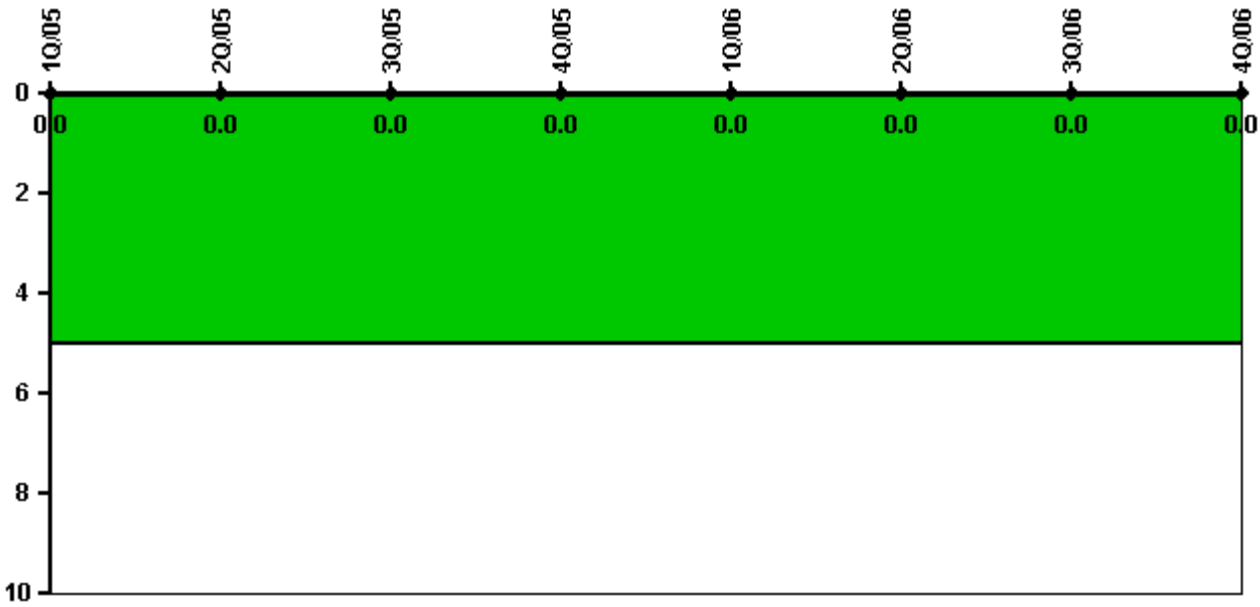
Thresholds: White > 6.0

Notes

Unplanned Power Changes per 7000 Critical Hrs	1Q/05	2Q/05	3Q/05	4Q/05	1Q/06	2Q/06	3Q/06	4Q/06
Unplanned power changes	1.0	0	1.0	0	0	0	0	0
Critical hours	1988.6	2183.0	2208.0	1511.5	2160.0	2183.0	2208.0	2209.0
Indicator value	0.9	0.8	1.6	1.8	0.9	0.9	0	0

Licensee Comments: none

Safety System Functional Failures (PWR)



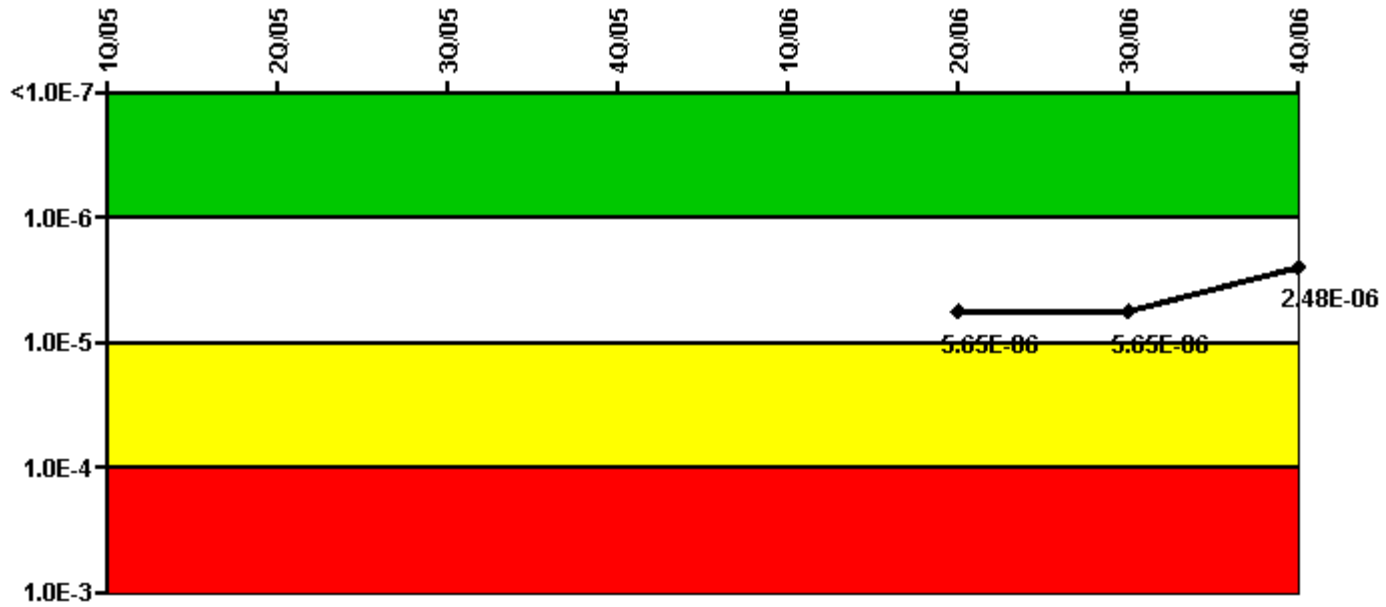
Thresholds: White > 5.0

Notes

Safety System Functional Failures (PWR)	1Q/05	2Q/05	3Q/05	4Q/05	1Q/06	2Q/06	3Q/06	4Q/06
Safety System Functional Failures	0	0	0	0	0	0	0	0
Indicator value	0	0	0	0	0	0	0	0

Licensee Comments: none

Mitigating Systems Performance Index, Emergency AC Power System



Thresholds: White > 1.00E-6 Yellow > 1.00E-5 Red > 1.00E-4

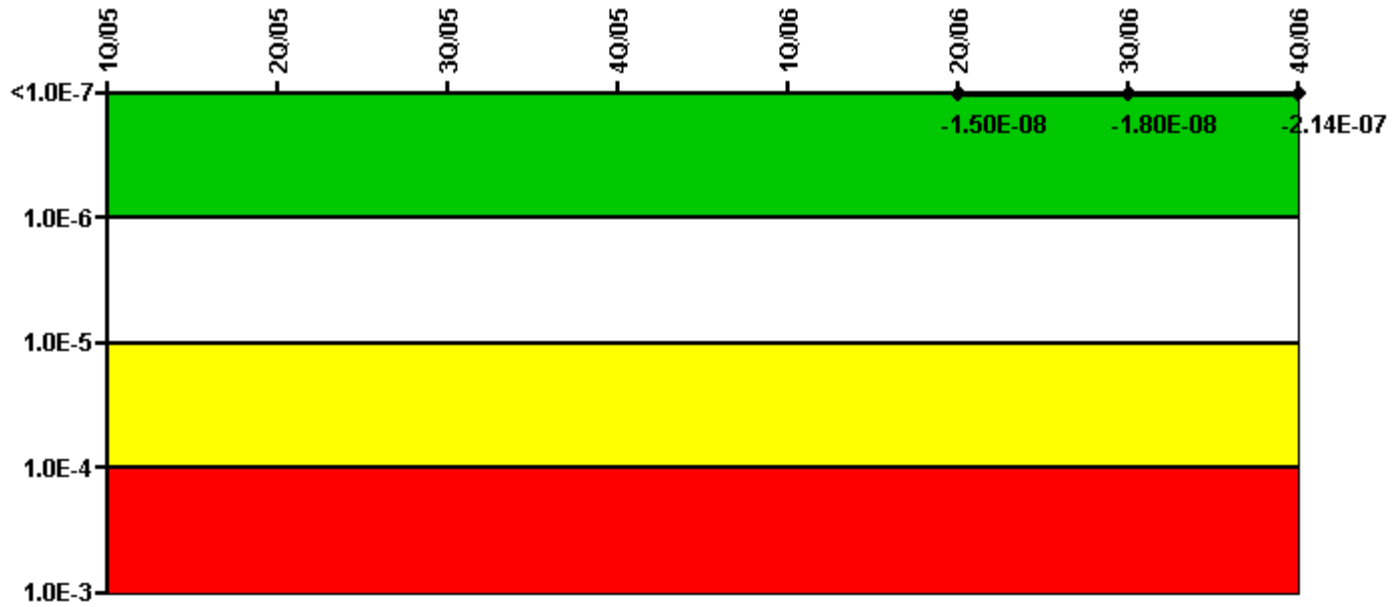
Notes

Mitigating Systems Performance Index, Emergency AC Power System	1Q/05	2Q/05	3Q/05	4Q/05	1Q/06	2Q/06	3Q/06	4Q/06
UAI (ΔCDF)						6.60E-06	6.60E-06	3.40E-06
URI (ΔCDF)						-9.50E-07	-9.50E-07	-9.20E-07
PLE						NO	NO	NO
Indicator value						5.65E-06	5.65E-06	2.48E-06

Licensee Comments:

4Q/06: Changed PRA Parameter(s). PRA Model was revised Sept. 2006 which changed the PRA Parameters.

Mitigating Systems Performance Index, High Pressure Injection System



Thresholds: White > 1.00E-6 Yellow > 1.00E-5 Red > 1.00E-4

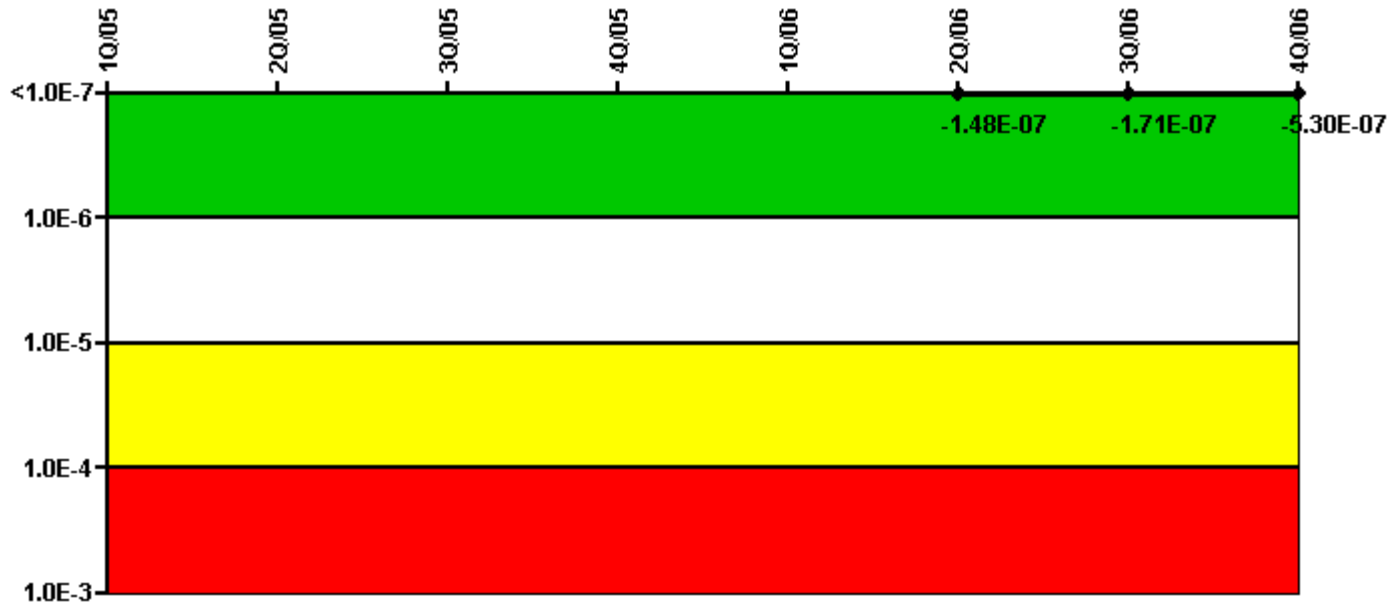
Notes

Mitigating Systems Performance Index, High Pressure Injection System	1Q/05	2Q/05	3Q/05	4Q/05	1Q/06	2Q/06	3Q/06	4Q/06
UAI (Δ CDF)						1.50E-08	1.20E-08	-2.00E-07
URI (Δ CDF)						-3.00E-08	-3.00E-08	-1.40E-08
PLE						NO	NO	NO
Indicator value						-1.50E-08	-1.80E-08	-2.14E-07

Licensee Comments:

4Q/06: Changed PRA Parameter(s). PRA Model was revised Sept. 2006 which changed the PRA Parameters.

Mitigating Systems Performance Index, Heat Removal System



Thresholds: White > 1.00E-6 Yellow > 1.00E-5 Red > 1.00E-4

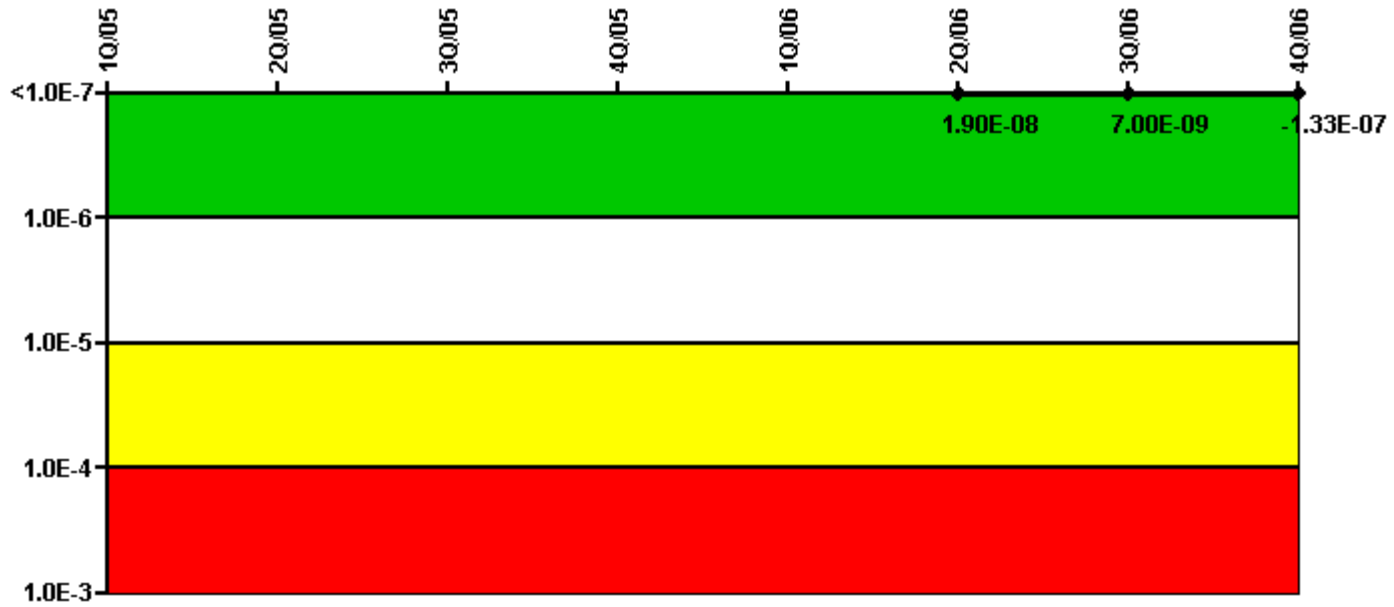
Notes

Mitigating Systems Performance Index, Heat Removal System	1Q/05	2Q/05	3Q/05	4Q/05	1Q/06	2Q/06	3Q/06	4Q/06
UAI (Δ CDF)						-4.80E-08	-7.10E-08	-3.60E-07
URI (Δ CDF)						-1.00E-07	-1.00E-07	-1.70E-07
PLE						NO	NO	NO
Indicator value						-1.48E-07	-1.71E-07	-5.30E-07

Licensee Comments:

4Q/06: Changed PRA Parameter(s). PRA Model was revised Sept. 2006 which changed the PRA Parameters.

Mitigating Systems Performance Index, Residual Heat Removal System



Thresholds: White > 1.00E-6 Yellow > 1.00E-5 Red > 1.00E-4

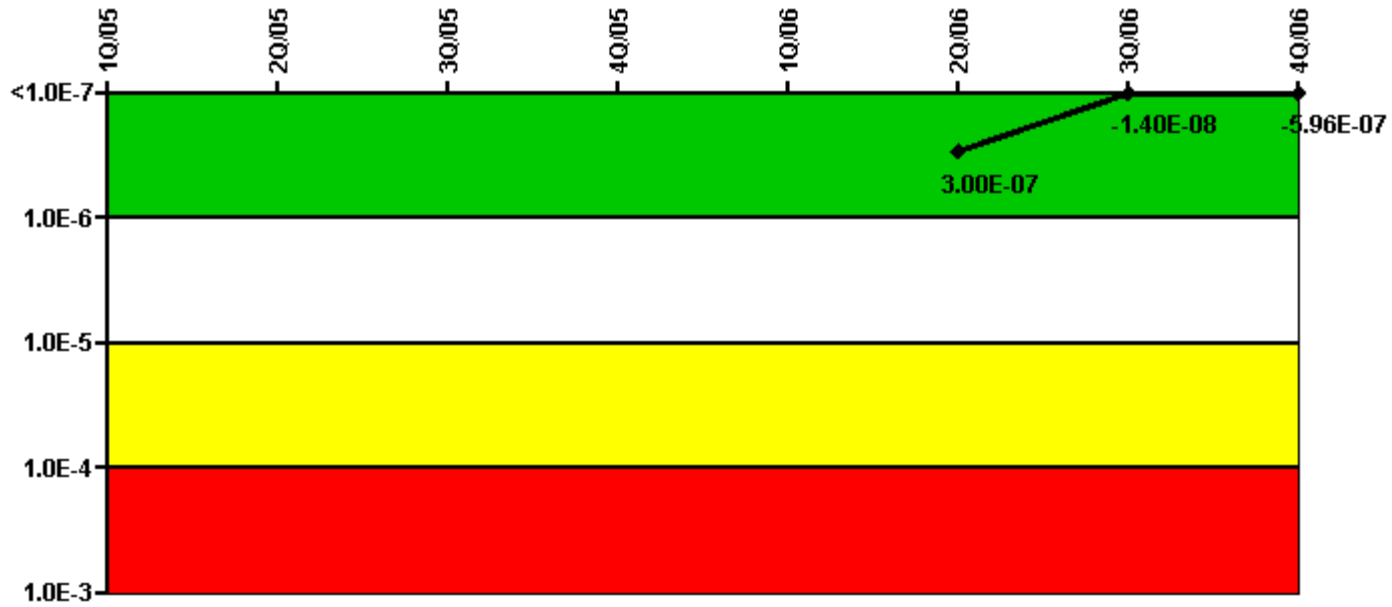
Notes

Mitigating Systems Performance Index, Residual Heat Removal System	1Q/05	2Q/05	3Q/05	4Q/05	1Q/06	2Q/06	3Q/06	4Q/06
UAI (ΔCDF)						2.80E-08	1.60E-08	-1.30E-07
URI (ΔCDF)						-9.00E-09	-9.00E-09	-3.10E-09
PLE						NO	NO	NO
Indicator value						1.90E-08	7.00E-09	-1.33E-07

Licensee Comments:

4Q/06: Changed PRA Parameter(s). PRA Model was revised Sept. 2006 which changed the PRA Parameters.

Mitigating Systems Performance Index, Cooling Water Systems



Thresholds: White > 1.00E-6 Yellow > 1.00E-5 Red > 1.00E-4

Notes

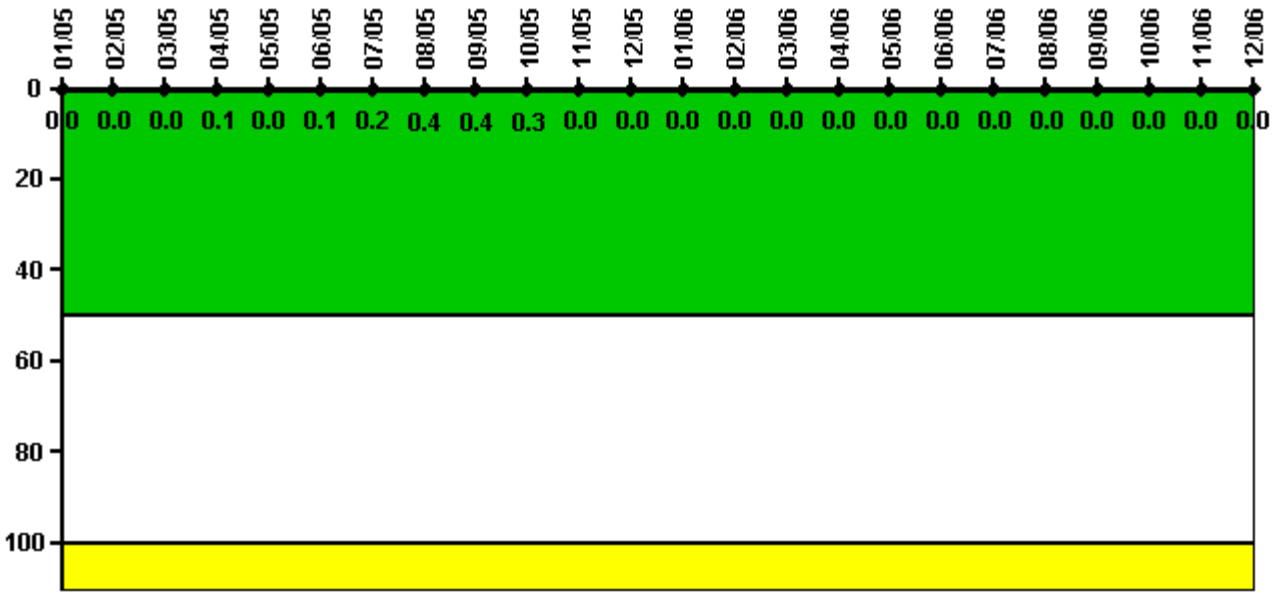
Mitigating Systems Performance Index, Cooling Water Systems	1Q/05	2Q/05	3Q/05	4Q/05	1Q/06	2Q/06	3Q/06	4Q/06
UAI (ΔCDF)						1.10E-07	8.60E-08	-5.30E-07
URI (ΔCDF)						1.90E-07	-1.00E-07	-6.60E-08
PLE						NO	NO	NO
Indicator value						3.00E-07	-1.40E-08	-5.96E-07

Licensee Comments:

4Q/06: Changed PRA Parameter(s). Error identified and corrected for FVUAP in device record on 1/22/07.

4Q/06: Changed PRA Parameter(s). PRA Model was revised Sept. 2006 which changed the PRA Parameters.

Reactor Coolant System Activity



Thresholds: White > 50.0 Yellow > 100.0

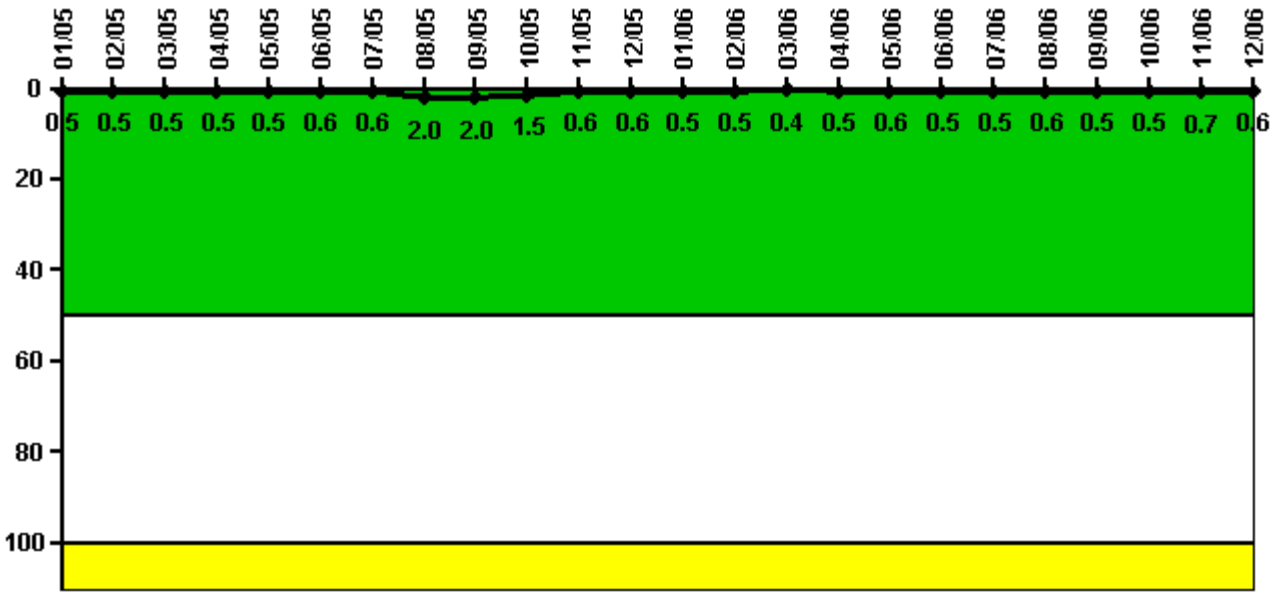
Notes

Reactor Coolant System Activity	1/05	2/05	3/05	4/05	5/05	6/05	7/05	8/05	9/05	10/05	11/05	12/05
Maximum activity	0.000062	0.000067	0.000068	0.000686	0.000095	0.001000	0.002220	0.003840	0.003510	0.002710	0.000065	0.000064
Technical specification limit	1.0	1.0	1.0	1.0	1.0	1.0	1.0	1.0	1.0	1.0	1.0	1.0
Indicator value	0	0	0	0.1	0	0.1	0.2	0.4	0.4	0.3	0	0

Reactor Coolant System Activity	1/06	2/06	3/06	4/06	5/06	6/06	7/06	8/06	9/06	10/06	11/06	12/06
Maximum activity	0.000072	0.000080	0.000085	0.000093	0.000096	0.000100	0.000107	0.000110	0.000115	0.000115	0.000128	0.000133
Technical specification limit	1.0	1.0	1.0	1.0	1.0	1.0	1.0	1.0	1.0	1.0	1.0	1.0
Indicator value	0	0	0	0	0	0	0	0	0	0	0	0

Licensee Comments: none

Reactor Coolant System Leakage



Thresholds: White > 50.0 Yellow > 100.0

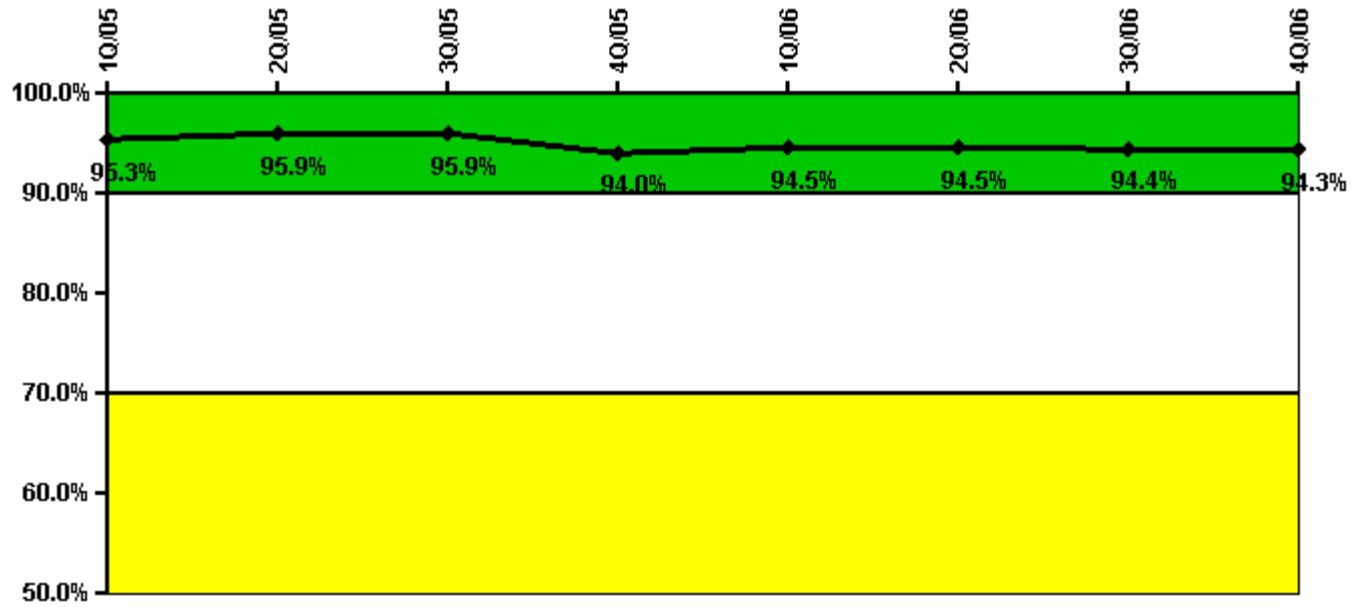
Notes

Reactor Coolant System Leakage	1/05	2/05	3/05	4/05	5/05	6/05	7/05	8/05	9/05	10/05	11/05	12/05
Maximum leakage	0.050	0.048	0.051	0.053	0.050	0.056	0.059	0.195	0.199	0.146	0.064	0.058
Technical specification limit	10.0	10.0	10.0	10.0	10.0	10.0	10.0	10.0	10.0	10.0	10.0	10.0
Indicator value	0.5	0.5	0.5	0.5	0.5	0.6	0.6	2.0	2.0	1.5	0.6	0.6

Reactor Coolant System Leakage	1/06	2/06	3/06	4/06	5/06	6/06	7/06	8/06	9/06	10/06	11/06	12/06
Maximum leakage	0.046	0.050	0.044	0.051	0.058	0.046	0.045	0.062	0.051	0.053	0.070	0.062
Technical specification limit	10.0	10.0	10.0	10.0	10.0	10.0	10.0	10.0	10.0	10.0	10.0	10.0
Indicator value	0.5	0.5	0.4	0.5	0.6	0.5	0.5	0.6	0.5	0.5	0.7	0.6

Licensee Comments: none

Drill/Exercise Performance



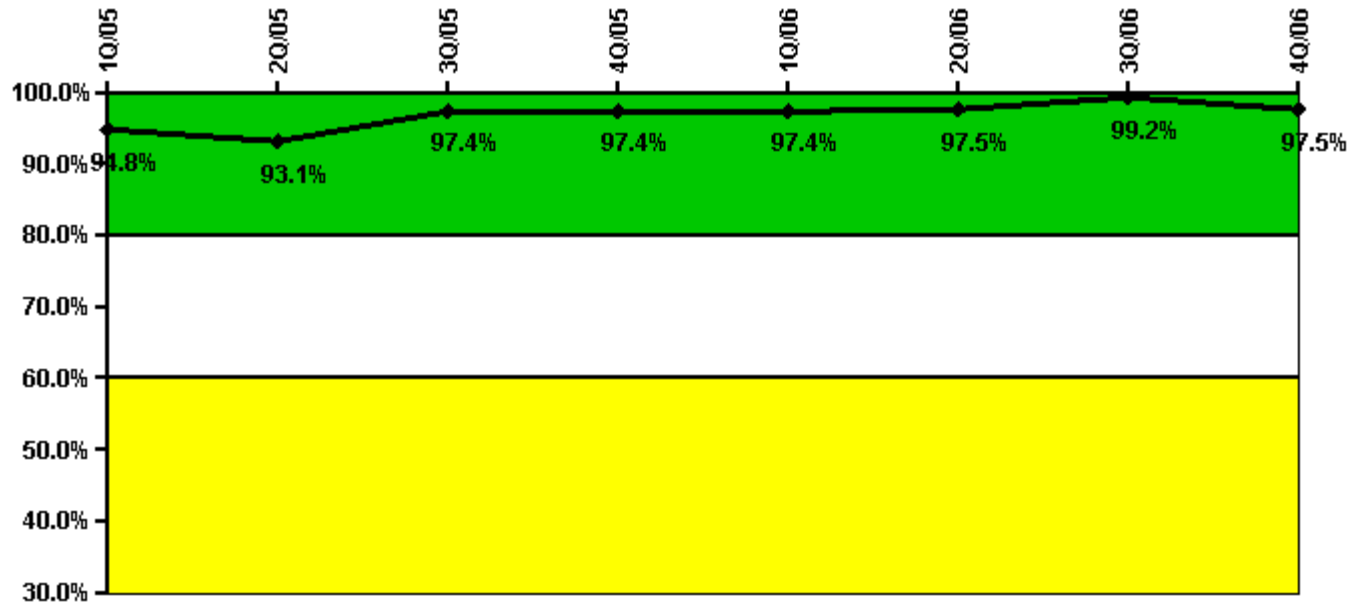
Thresholds: White < 90.0% Yellow < 70.0%

Notes

Drill/Exercise Performance	1Q/05	2Q/05	3Q/05	4Q/05	1Q/06	2Q/06	3Q/06	4Q/06
Successful opportunities	10.0	39.0	56.0	127.0	59.0	93.0	14.0	0
Total opportunities	10.0	42.0	60.0	138.0	60.0	97.0	15.0	0
Indicator value	95.3%	95.9%	95.9%	94.0%	94.5%	94.5%	94.4%	94.3%

Licensee Comments: none

ERO Drill Participation



Thresholds: White < 80.0% Yellow < 60.0%

Notes

ERO Drill Participation	1Q/05	2Q/05	3Q/05	4Q/05	1Q/06	2Q/06	3Q/06	4Q/06
Participating Key personnel	109.0	108.0	113.0	114.0	114.0	119.0	119.0	115.0
Total Key personnel	115.0	116.0	116.0	117.0	117.0	122.0	120.0	118.0
Indicator value	94.8%	93.1%	97.4%	97.4%	97.4%	97.5%	99.2%	97.5%

Licensee Comments: none

Alert & Notification System



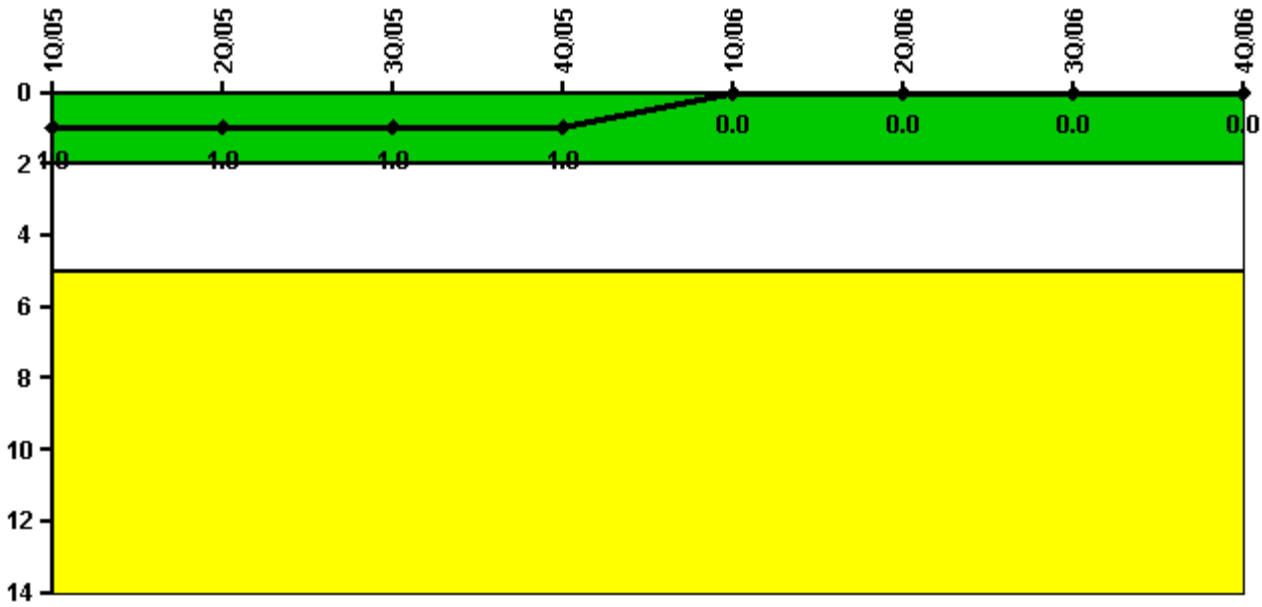
Thresholds: White < 94.0% Yellow < 90.0%

Notes

Alert & Notification System	1Q/05	2Q/05	3Q/05	4Q/05	1Q/06	2Q/06	3Q/06	4Q/06
Successful siren-tests	191	223	192	223	191	224	192	224
Total sirens-tests	192	224	192	224	192	224	192	224
Indicator value	99.5%	99.5%	99.5%	99.6%	99.6%	99.8%	99.8%	99.9%

Licensee Comments: none

Occupational Exposure Control Effectiveness



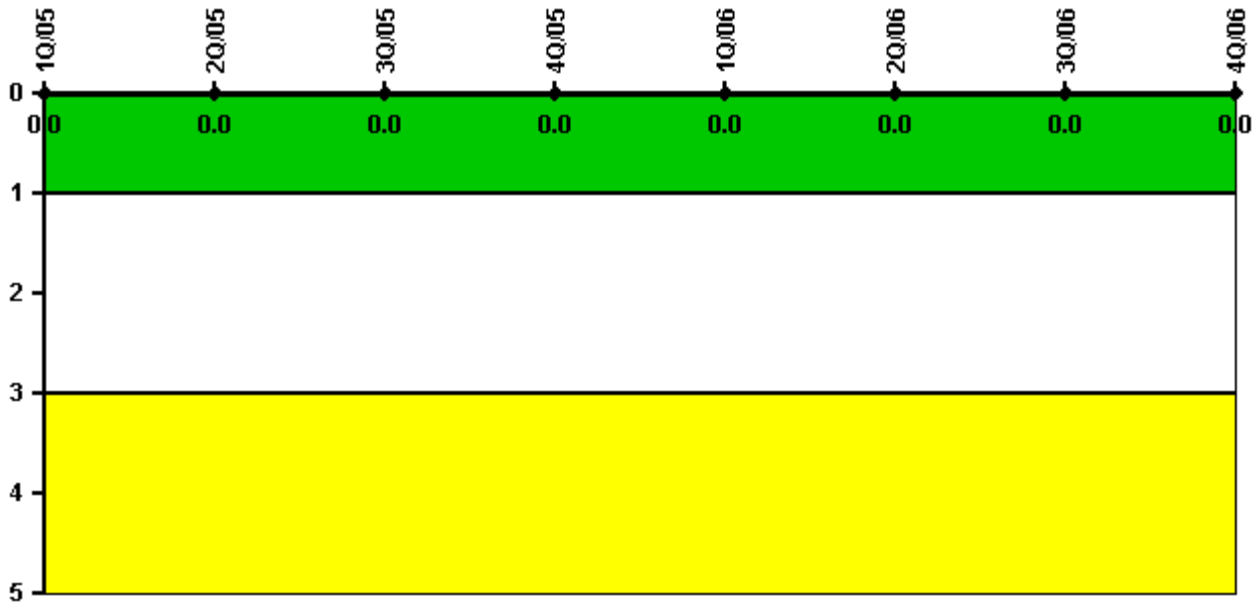
Thresholds: White > 2.0 Yellow > 5.0

Notes

Occupational Exposure Control Effectiveness	1Q/05	2Q/05	3Q/05	4Q/05	1Q/06	2Q/06	3Q/06	4Q/06
High radiation area occurrences	1	0	0	0	0	0	0	0
Very high radiation area occurrences	0	0	0	0	0	0	0	0
Unintended exposure occurrences	0	0	0	0	0	0	0	0
Indicator value	1	1	1	1	0	0	0	0

Licensee Comments: none

RETS/ODCM Radiological Effluent



Thresholds: White > 1.0 Yellow > 3.0

Notes

RETS/ODCM Radiological Effluent	1Q/05	2Q/05	3Q/05	4Q/05	1Q/06	2Q/06	3Q/06	4Q/06
RETS/ODCM occurrences	0	0	0	0	0	0	0	0
Indicator value	0	0	0	0	0	0	0	0

Licensee Comments: none

[Physical Protection](#) information not publicly available.