


Peach Bottom 3

4Q/2006 Performance Indicators

Licensee's General Comments: none

Unplanned Scrams per 7000 Critical Hrs



Thresholds: White > 3.0 Yellow > 6.0 Red > 25.0

Notes

Unplanned Scrams per 7000 Critical Hrs	1Q/05	2Q/05	3Q/05	4Q/05	1Q/06	2Q/06	3Q/06	4Q/06
Unplanned scrams	0	0	0	0	0	0	0	0
Critical hours	2160.0	2183.0	1941.7	1848.4	2160.0	2183.0	2208.0	2209.0
Indicator value	0	0	0	0	0	0	0	0

Licensee Comments: none

Scrams with Loss of Normal Heat Removal



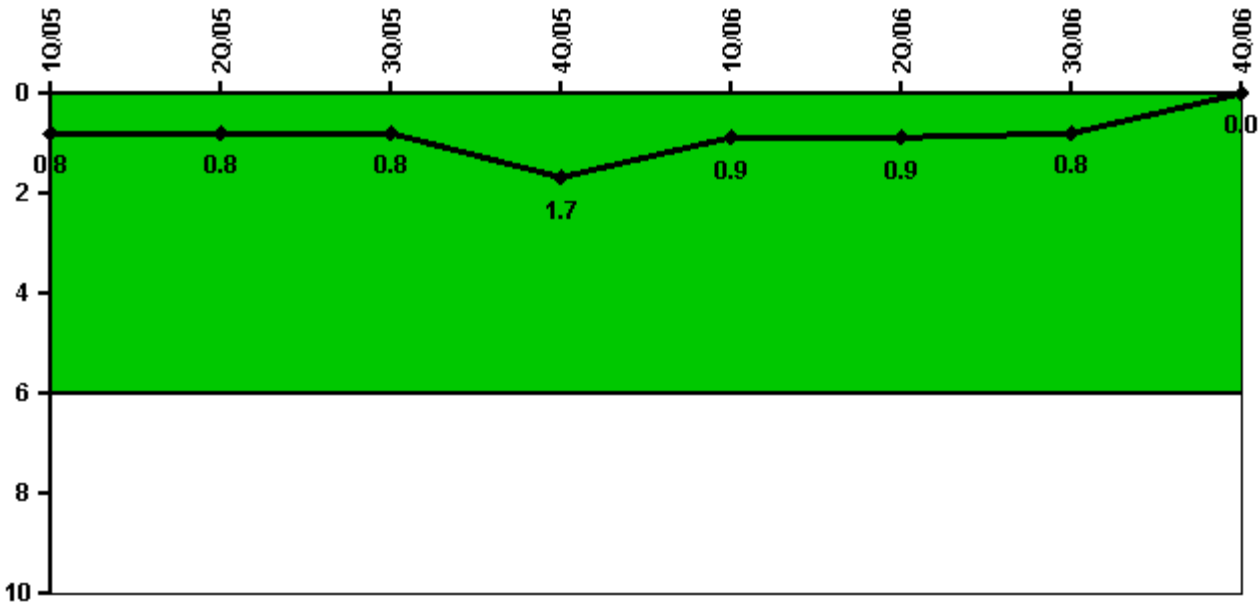
Thresholds: White > 2.0 Yellow > 10.0 Red > 20.0

Notes

Scrams with Loss of Normal Heat Removal	1Q/05	2Q/05	3Q/05	4Q/05	1Q/06	2Q/06	3Q/06	4Q/06
Scrams	0	0	0	0	0	0	0	0
Indicator value	0	0	0	0	0	0	0	0

Licensee Comments: none

Unplanned Power Changes per 7000 Critical Hrs



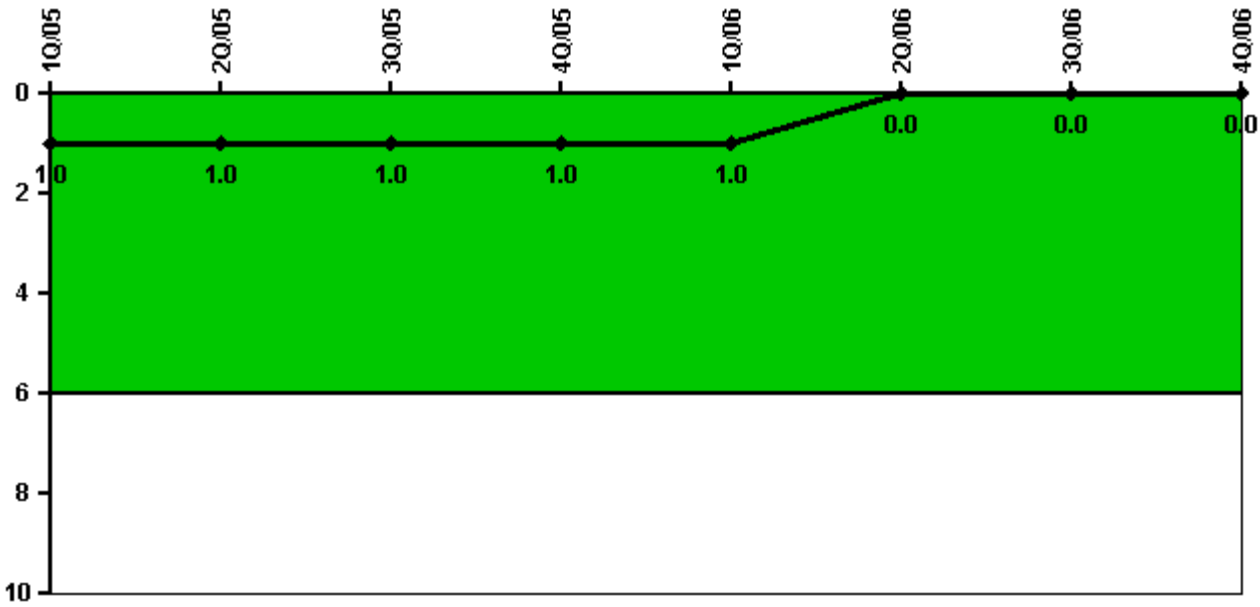
Thresholds: White > 6.0

Notes

Unplanned Power Changes per 7000 Critical Hrs	1Q/05	2Q/05	3Q/05	4Q/05	1Q/06	2Q/06	3Q/06	4Q/06
Unplanned power changes	1.0	0	0	1.0	0	0	0	0
Critical hours	2160.0	2183.0	1941.7	1848.4	2160.0	2183.0	2208.0	2209.0
Indicator value	0.8	0.8	0.8	1.7	0.9	0.9	0.8	0

Licensee Comments: none

Safety System Functional Failures (BWR)



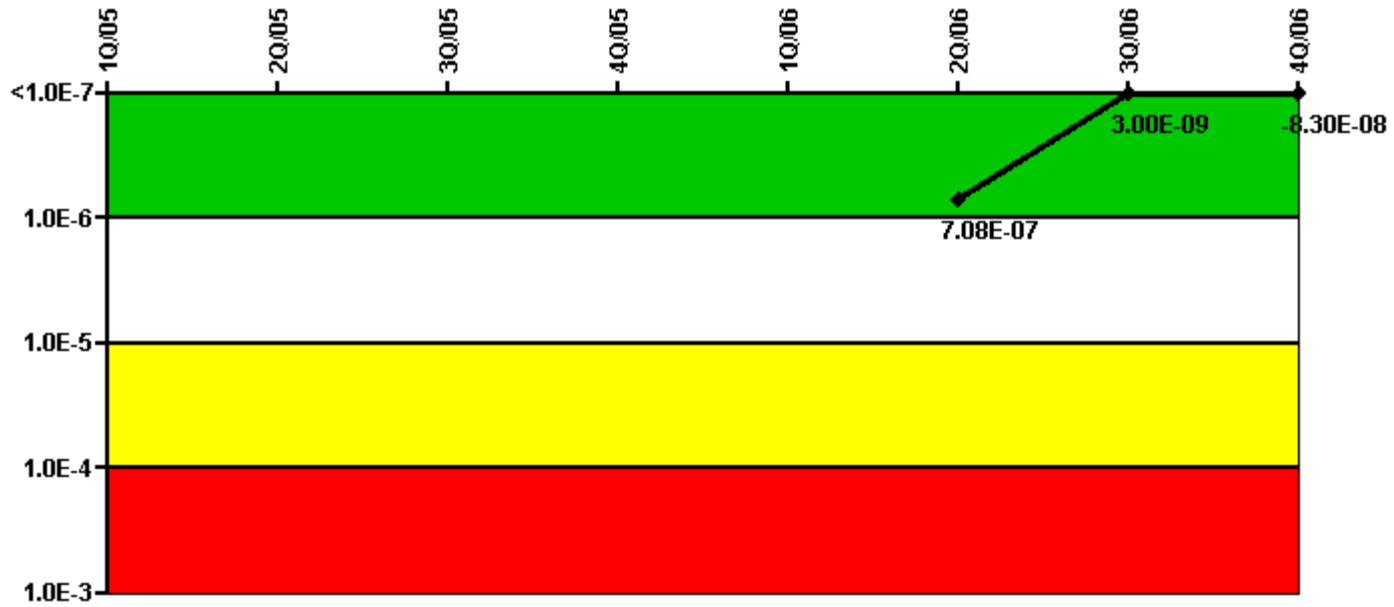
Thresholds: White > 6.0

Notes

Safety System Functional Failures (BWR)	1Q/05	2Q/05	3Q/05	4Q/05	1Q/06	2Q/06	3Q/06	4Q/06
Safety System Functional Failures	0	1	0	0	0	0	0	0
Indicator value	1	1	1	1	1	0	0	0

Licensee Comments: none

Mitigating Systems Performance Index, Emergency AC Power System



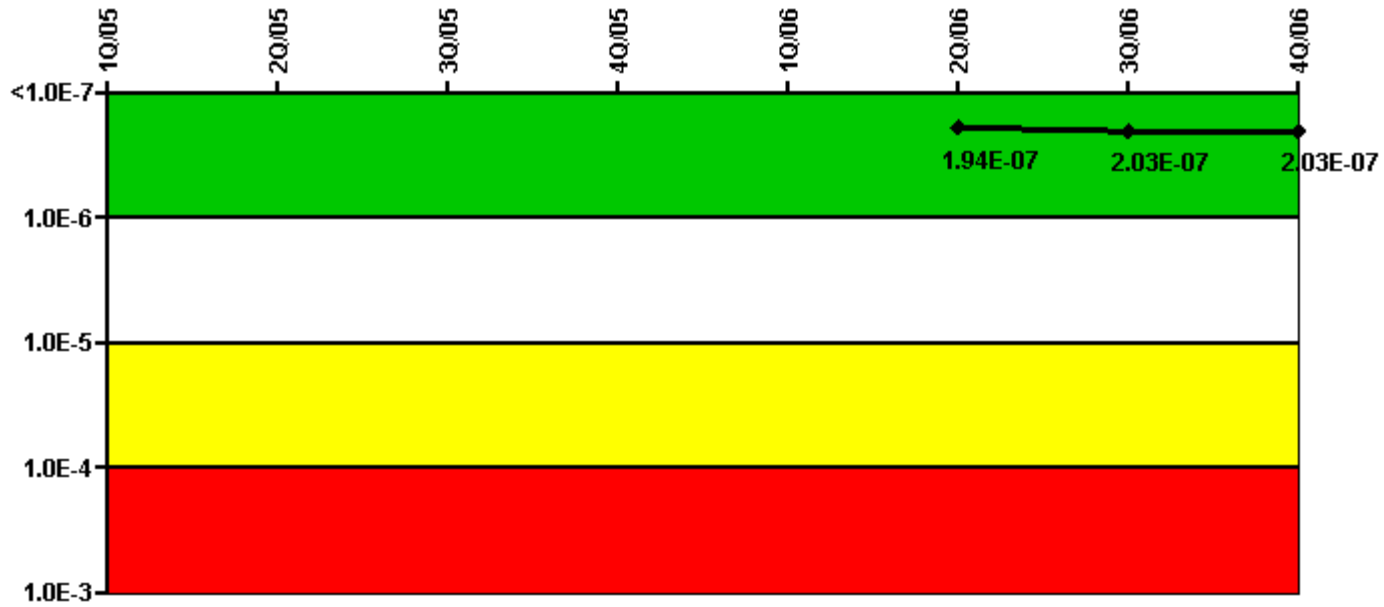
Thresholds: White > 1.00E-6 Yellow > 1.00E-5 Red > 1.00E-4

Notes

Mitigating Systems Performance Index, Emergency AC Power System	1Q/05	2Q/05	3Q/05	4Q/05	1Q/06	2Q/06	3Q/06	4Q/06
UAI (ΔCDF)						5.80E-08	8.40E-08	9.70E-08
URI (ΔCDF)						6.50E-07	-8.10E-08	-1.80E-07
PLE						NO	NO	NO
Indicator value						7.08E-07	3.00E-09	-8.30E-08

Licensee Comments: none

Mitigating Systems Performance Index, High Pressure Injection System



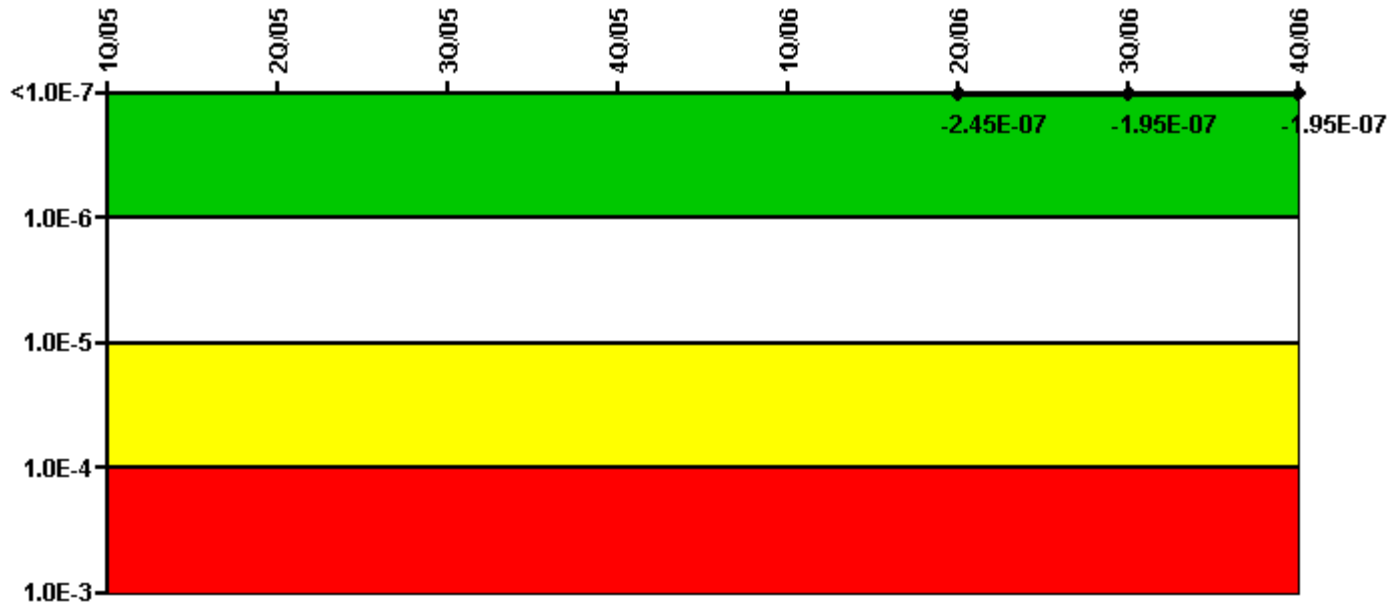
Thresholds: White > 1.00E-6 Yellow > 1.00E-5 Red > 1.00E-4

Notes

Mitigating Systems Performance Index, High Pressure Injection System	1Q/05	2Q/05	3Q/05	4Q/05	1Q/06	2Q/06	3Q/06	4Q/06
UAI (Δ CDF)						1.40E-08	1.30E-08	1.30E-08
URI (Δ CDF)						1.80E-07	1.90E-07	1.90E-07
PLE						NO	NO	NO
Indicator value						1.94E-07	2.03E-07	2.03E-07

Licensee Comments: none

Mitigating Systems Performance Index, Heat Removal System



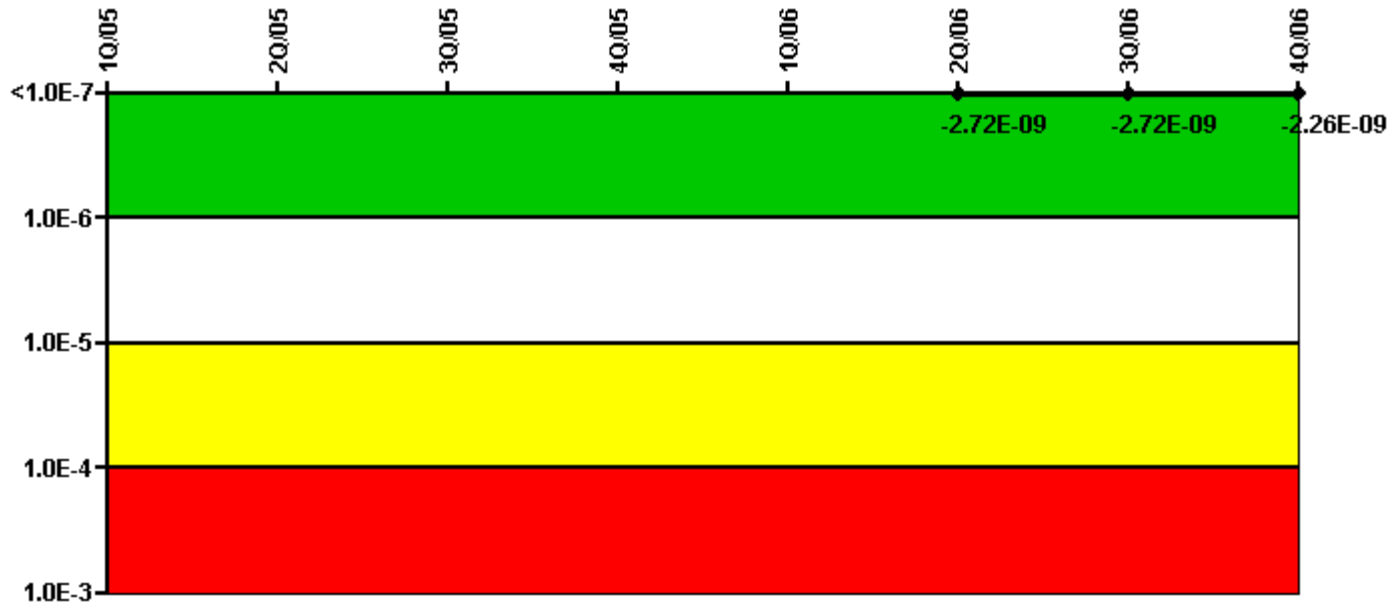
Thresholds: White > 1.00E-6 Yellow > 1.00E-5 Red > 1.00E-4

Notes

Mitigating Systems Performance Index, Heat Removal System	1Q/05	2Q/05	3Q/05	4Q/05	1Q/06	2Q/06	3Q/06	4Q/06
UAI (Δ CDF)						-5.50E-08	-5.50E-08	-5.50E-08
URI (Δ CDF)						-1.90E-07	-1.40E-07	-1.40E-07
PLE						NO	NO	NO
Indicator value						-2.45E-07	-1.95E-07	-1.95E-07

Licensee Comments: none

Mitigating Systems Performance Index, Residual Heat Removal System



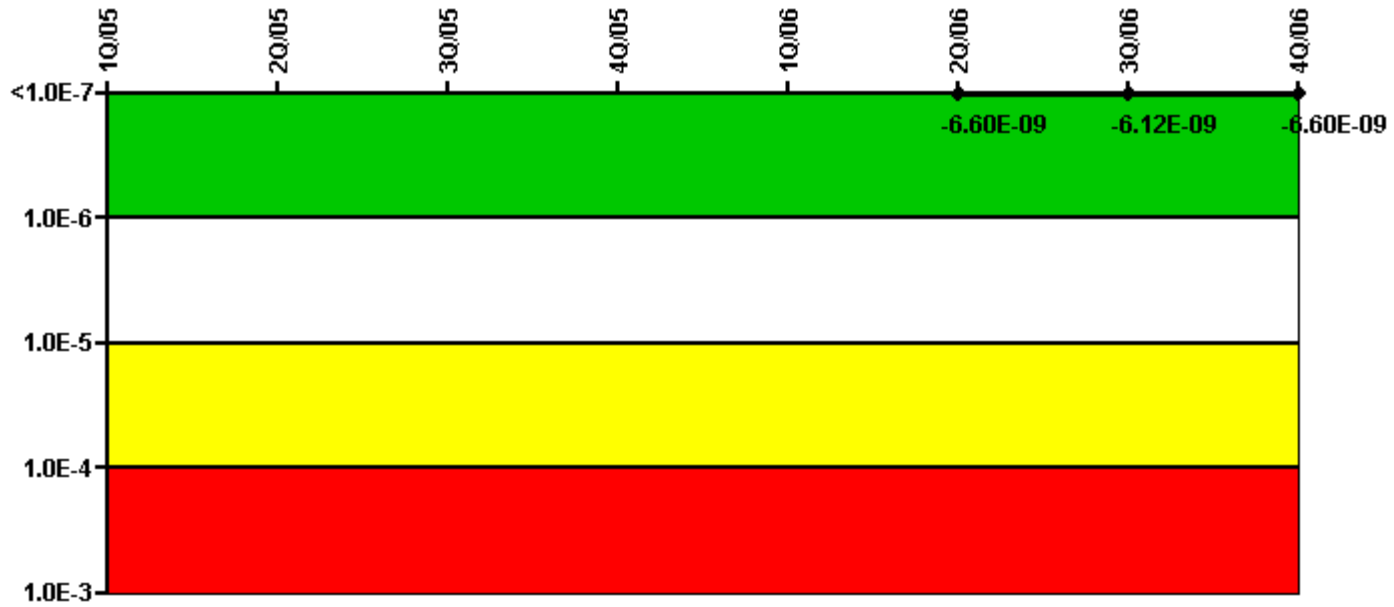
Thresholds: White > 1.00E-6 Yellow > 1.00E-5 Red > 1.00E-4

Notes

Mitigating Systems Performance Index, Residual Heat Removal System	1Q/05	2Q/05	3Q/05	4Q/05	1Q/06	2Q/06	3Q/06	4Q/06
UAI (Δ CDF)						-8.20E-10	-8.20E-10	-3.60E-10
URI (Δ CDF)						-1.90E-09	-1.90E-09	-1.90E-09
PLE						NO	NO	NO
Indicator value						-2.72E-09	-2.72E-09	-2.26E-09

Licensee Comments: none

Mitigating Systems Performance Index, Cooling Water Systems



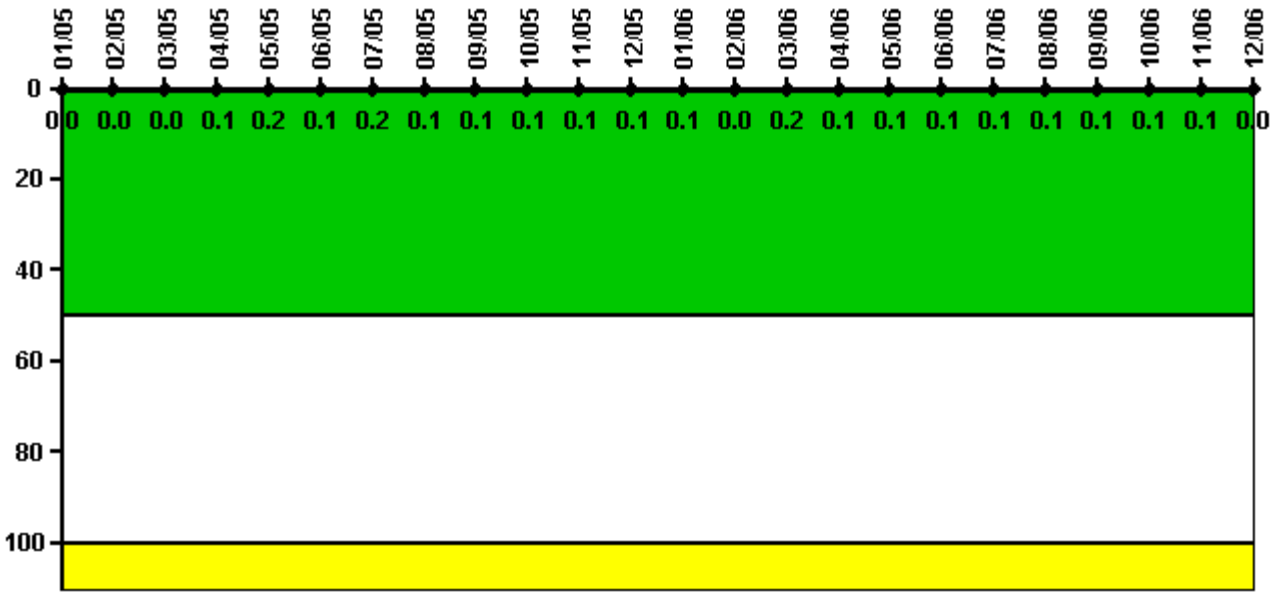
Thresholds: White > 1.00E-6 Yellow > 1.00E-5 Red > 1.00E-4

Notes

Mitigating Systems Performance Index, Cooling Water Systems	1Q/05	2Q/05	3Q/05	4Q/05	1Q/06	2Q/06	3Q/06	4Q/06
UAI (ΔCDF)						-1.10E-09	-6.20E-10	-1.10E-09
URI (ΔCDF)						-5.50E-09	-5.50E-09	-5.50E-09
PLE						NO	NO	NO
Indicator value						-6.60E-09	-6.12E-09	-6.60E-09

Licensee Comments: none

Reactor Coolant System Activity



Thresholds: White > 50.0 Yellow > 100.0

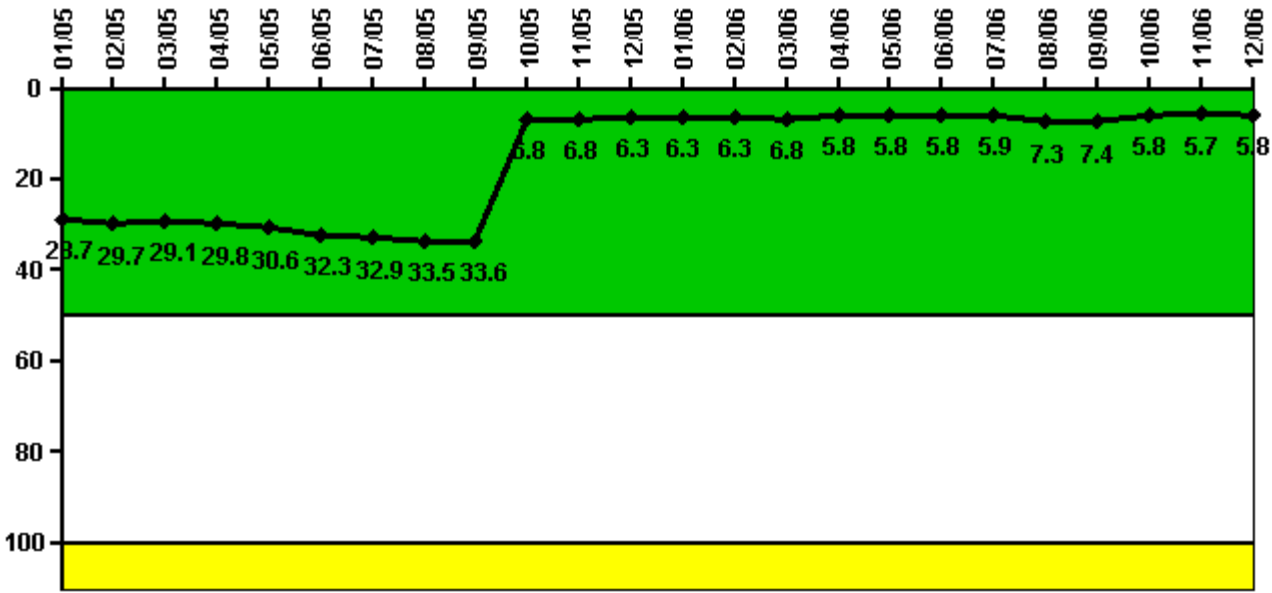
Notes

Reactor Coolant System Activity	1/05	2/05	3/05	4/05	5/05	6/05	7/05	8/05	9/05	10/05	11/05	12/05
Maximum activity	0.000002	0.000005	0.000004	0.000106	0.000365	0.000167	0.000315	0.000273	0.000240	0.000159	0.000143	0.000101
Technical specification limit	0.2	0.2	0.2	0.2	0.2	0.2	0.2	0.2	0.2	0.2	0.2	0.2
Indicator value	0	0	0	0.1	0.2	0.1	0.2	0.1	0.1	0.1	0.1	0.1

Reactor Coolant System Activity	1/06	2/06	3/06	4/06	5/06	6/06	7/06	8/06	9/06	10/06	11/06	12/06
Maximum activity	0.000103	0.000085	0.000350	0.000167	0.000121	0.000168	0.000189	0.000134	0.000226	0.000203	0.000108	0.000079
Technical specification limit	0.2	0.2	0.2	0.2	0.2	0.2	0.2	0.2	0.2	0.2	0.2	0.2
Indicator value	0.1	0	0.2	0.1	0.1	0.1	0.1	0.1	0.1	0.1	0.1	0

Licensee Comments: none

Reactor Coolant System Leakage



Thresholds: White > 50.0 Yellow > 100.0

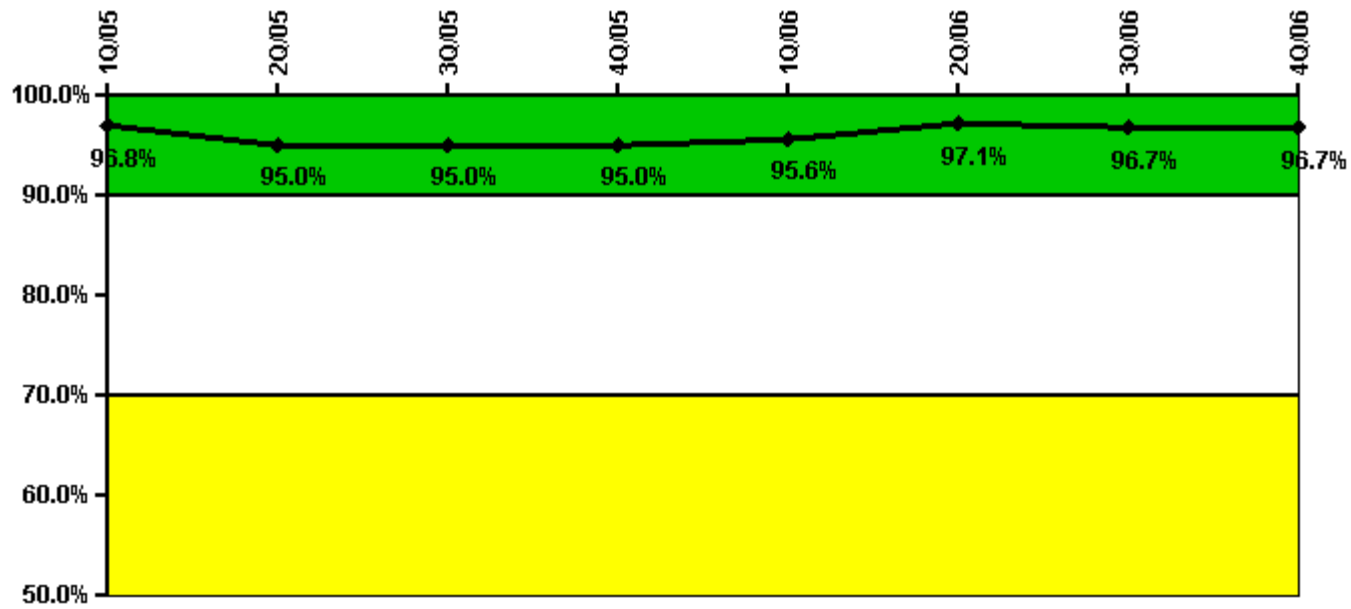
Notes

Reactor Coolant System Leakage	1/05	2/05	3/05	4/05	5/05	6/05	7/05	8/05	9/05	10/05	11/05	12/05
Maximum leakage	7.170	7.420	7.280	7.460	7.660	8.070	8.230	8.380	8.390	1.710	1.700	1.580
Technical specification limit	25.0	25.0	25.0	25.0	25.0	25.0	25.0	25.0	25.0	25.0	25.0	25.0
Indicator value	28.7	29.7	29.1	29.8	30.6	32.3	32.9	33.5	33.6	6.8	6.8	6.3

Reactor Coolant System Leakage	1/06	2/06	3/06	4/06	5/06	6/06	7/06	8/06	9/06	10/06	11/06	12/06
Maximum leakage	1.570	1.570	1.700	1.460	1.450	1.460	1.470	1.830	1.840	1.450	1.420	1.450
Technical specification limit	25.0	25.0	25.0	25.0	25.0	25.0	25.0	25.0	25.0	25.0	25.0	25.0
Indicator value	6.3	6.3	6.8	5.8	5.8	5.8	5.9	7.3	7.4	5.8	5.7	5.8

Licensee Comments: none

Drill/Exercise Performance



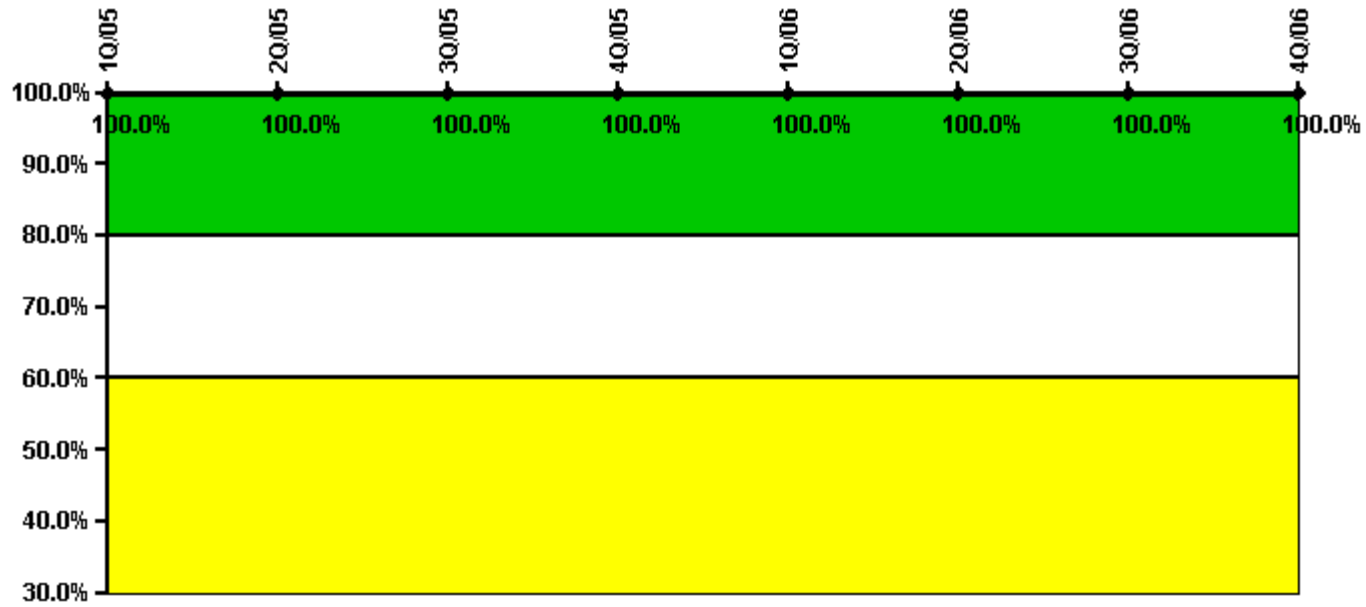
Thresholds: White < 90.0% Yellow < 70.0%

Notes

Drill/Exercise Performance	1Q/05	2Q/05	3Q/05	4Q/05	1Q/06	2Q/06	3Q/06	4Q/06
Successful opportunities	28.0	34.0	20.0	20.0	109.0	58.0	27.0	24.0
Total opportunities	30.0	39.0	20.0	21.0	111.0	58.0	28.0	24.0
Indicator value	96.8%	95.0%	95.0%	95.0%	95.6%	97.1%	96.7%	96.7%

Licensee Comments: none

ERO Drill Participation



Thresholds: White < 80.0% Yellow < 60.0%

Notes

ERO Drill Participation	1Q/05	2Q/05	3Q/05	4Q/05	1Q/06	2Q/06	3Q/06	4Q/06
Participating Key personnel	79.0	75.0	75.0	76.0	76.0	75.0	81.0	82.0
Total Key personnel	79.0	75.0	75.0	76.0	76.0	75.0	81.0	82.0
Indicator value	100.0%	100.0%	100.0%	100.0%	100.0%	100.0%	100.0%	100.0%

Licensee Comments: none

Alert & Notification System



Thresholds: White < 94.0% Yellow < 90.0%

Notes

Alert & Notification System	1Q/05	2Q/05	3Q/05	4Q/05	1Q/06	2Q/06	3Q/06	4Q/06
Successful siren-tests	1238	1259	1258	1261	1258	1247	1249	1257
Total sirens-tests	1238	1261	1261	1261	1261	1261	1261	1261
Indicator value	99.3%	99.3%	99.4%	99.9%	99.8%	99.6%	99.4%	99.3%

Licensee Comments:

2Q/06: Correction to data entry, due to error in 6/28/06 communications test reporting. No change in PI color occurred.

Occupational Exposure Control Effectiveness



Thresholds: White > 2.0 Yellow > 5.0

Notes

Occupational Exposure Control Effectiveness	1Q/05	2Q/05	3Q/05	4Q/05	1Q/06	2Q/06	3Q/06	4Q/06
High radiation area occurrences	0	0	0	0	0	0	0	0
Very high radiation area occurrences	0	0	0	0	0	0	0	0
Unintended exposure occurrences	0	0	0	0	0	0	0	0
Indicator value	0	0	0	0	0	0	0	0

Licensee Comments: none

RETS/ODCM Radiological Effluent



Thresholds: White > 1.0 Yellow > 3.0

Notes

RETS/ODCM Radiological Effluent	1Q/05	2Q/05	3Q/05	4Q/05	1Q/06	2Q/06	3Q/06	4Q/06
RETS/ODCM occurrences	0	0	0	0	0	0	0	0
Indicator value	0	0	0	0	0	0	0	0

Licensee Comments: none

[Physical Protection](#) information not publicly available.