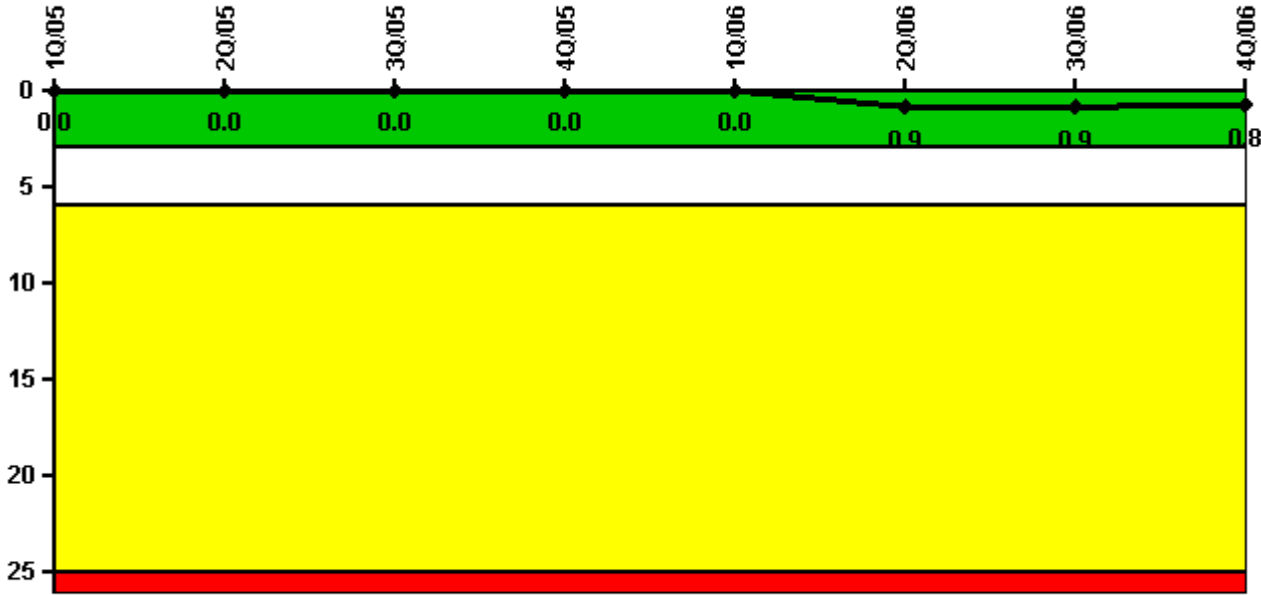


# Oconee 2

## 4Q/2006 Performance Indicators

Licensee's General Comments: none

### Unplanned Scrams per 7000 Critical Hrs



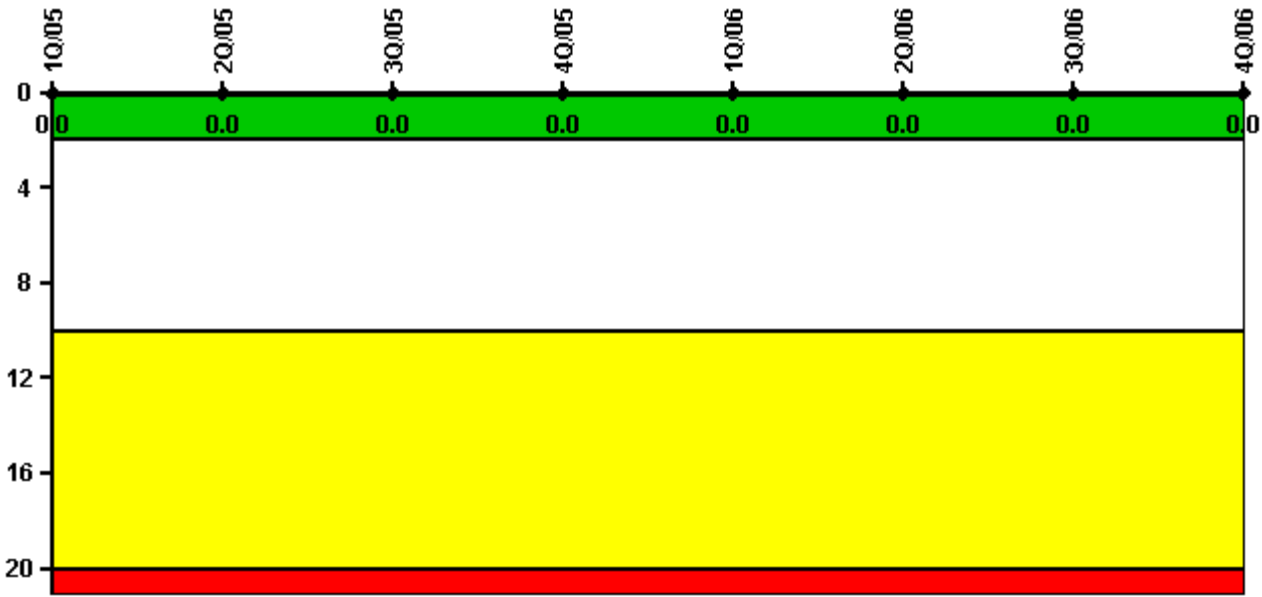
Thresholds: White > 3.0 Yellow > 6.0 Red > 25.0

### Notes

Unplanned Scrams per 7000 Critical Hrs	1Q/05	2Q/05	3Q/05	4Q/05	1Q/06	2Q/06	3Q/06	4Q/06
Unplanned scrams	0	0	0	0	0	1.0	0	0
Critical hours	2160.0	2183.0	2208.0	1329.0	2160.0	2071.3	2208.0	2209.0
Indicator value	0	0	0	0	0	0.9	0.9	0.8

Licensee Comments: none

### Scrams with Loss of Normal Heat Removal



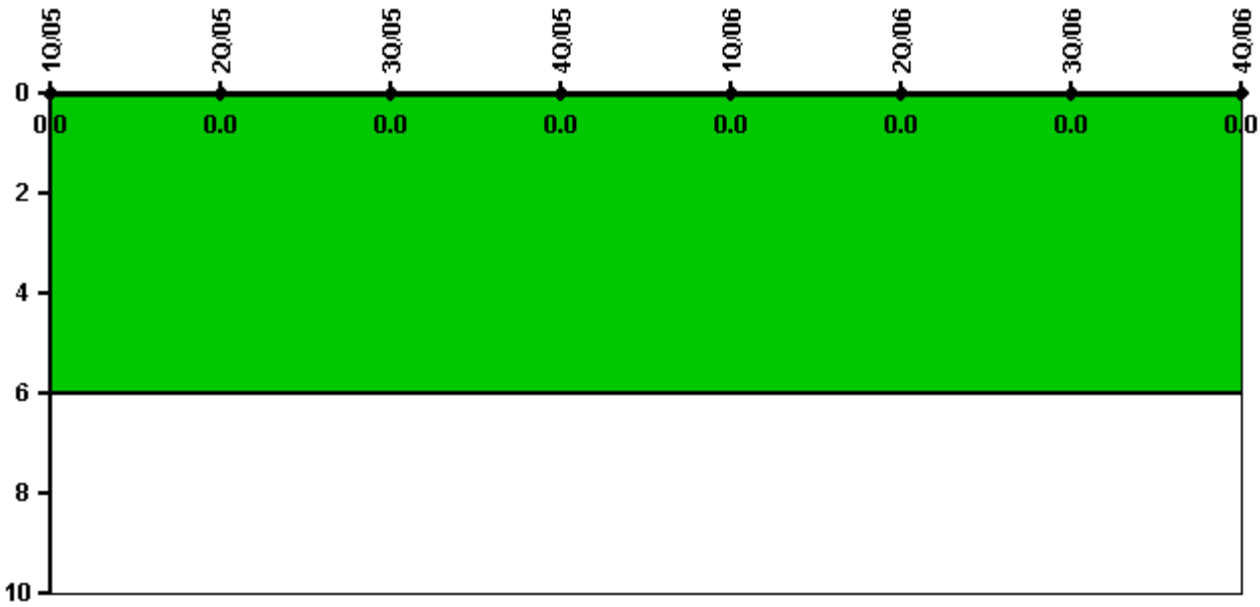
Thresholds: White > 2.0 Yellow > 10.0 Red > 20.0

#### Notes

Scrams with Loss of Normal Heat Removal	1Q/05	2Q/05	3Q/05	4Q/05	1Q/06	2Q/06	3Q/06	4Q/06
Scrams	0	0	0	0	0	0	0	0
Indicator value	0	0	0	0	0	0	0	0

Licensee Comments: none

### Unplanned Power Changes per 7000 Critical Hrs



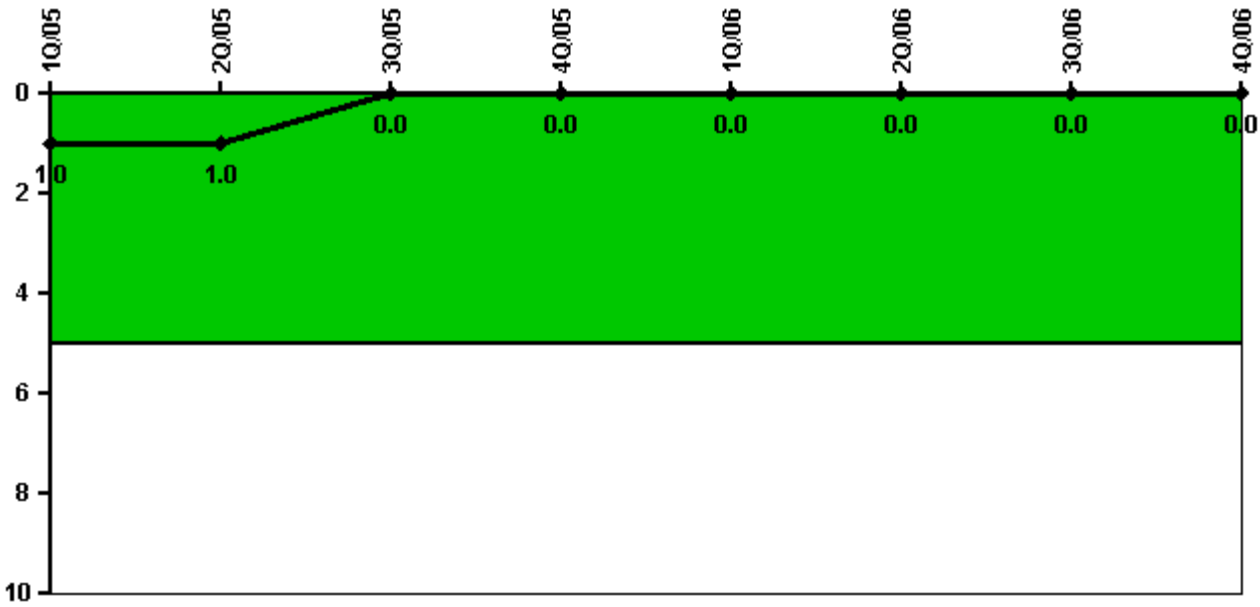
Thresholds: White > 6.0

#### Notes

Unplanned Power Changes per 7000 Critical Hrs	1Q/05	2Q/05	3Q/05	4Q/05	1Q/06	2Q/06	3Q/06	4Q/06
Unplanned power changes	0	0	0	0	0	0	0	0
Critical hours	2160.0	2183.0	2208.0	1329.0	2160.0	2071.3	2208.0	2209.0
Indicator value	0	0	0	0	0	0	0	0

Licensee Comments: none

### Safety System Functional Failures (PWR)



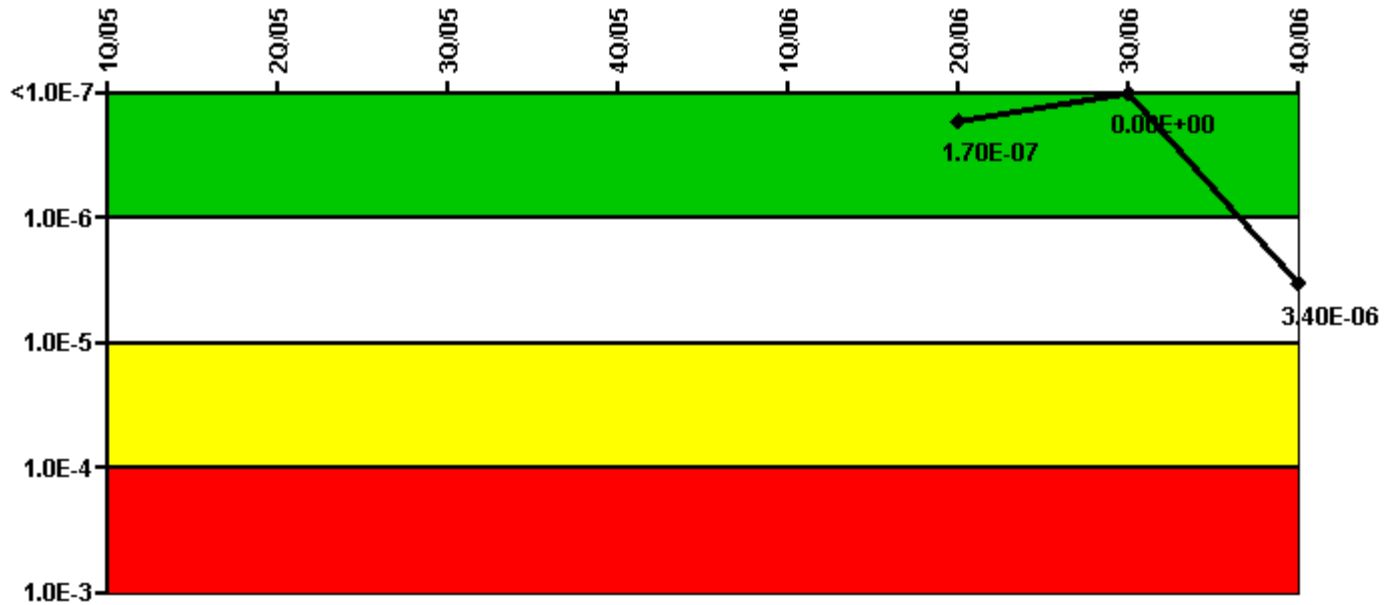
Thresholds: White > 5.0

#### Notes

Safety System Functional Failures (PWR)	1Q/05	2Q/05	3Q/05	4Q/05	1Q/06	2Q/06	3Q/06	4Q/06
Safety System Functional Failures	0	0	0	0	0	0	0	0
Indicator value	1	1	0	0	0	0	0	0

Licensee Comments: none

### Mitigating Systems Performance Index, Emergency AC Power System



Thresholds: White > 1.00E-6 Yellow > 1.00E-5 Red > 1.00E-4

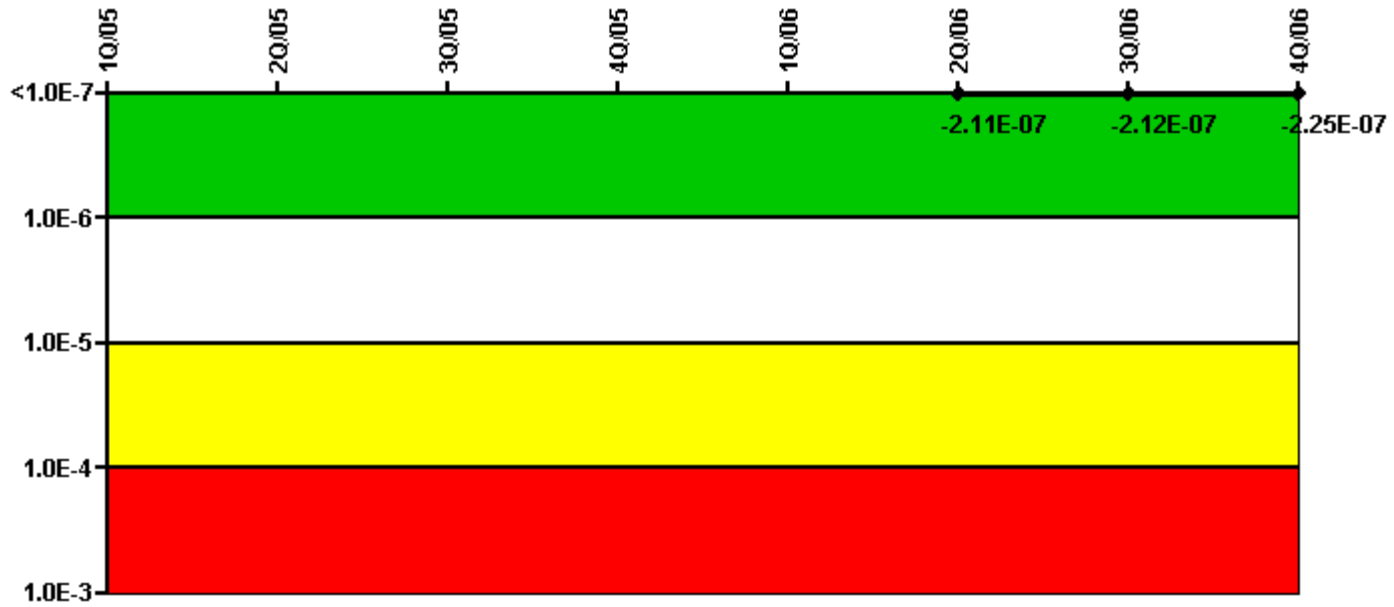
#### Notes

Mitigating Systems Performance Index, Emergency AC Power System	1Q/05	2Q/05	3Q/05	4Q/05	1Q/06	2Q/06	3Q/06	4Q/06
UAI (ΔCDF)						3.70E-07	1.60E-06	5.00E-06
URI (ΔCDF)						-2.00E-07	-1.60E-06	-1.60E-06
PLE						NO	NO	NO
Indicator value						1.70E-07	0.00E+00	3.40E-06

Licensee Comments:

4Q/06: MS06: The Emergency Lockout of Keowee on 9/23/2006 and subsequent repair resulted in 614.19 hours of unavailability. PIP O-06-06105.

### Mitigating Systems Performance Index, High Pressure Injection System



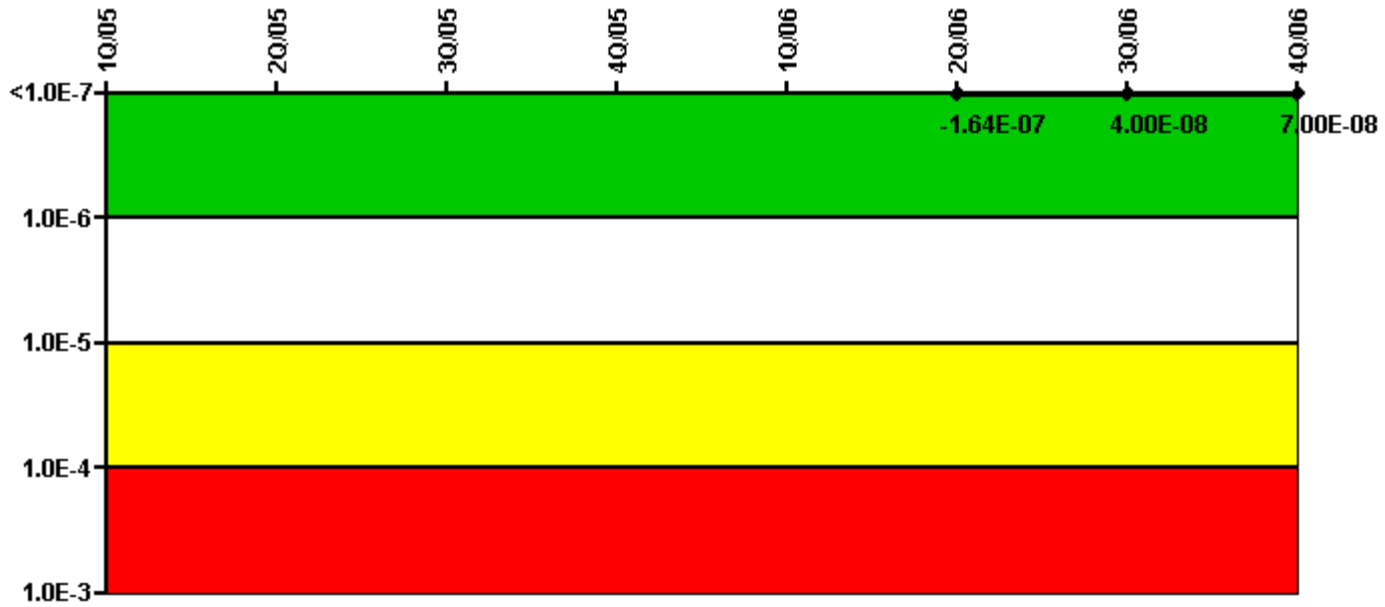
Thresholds: White > 1.00E-6 Yellow > 1.00E-5 Red > 1.00E-4

**Notes**

Mitigating Systems Performance Index, High Pressure Injection System	1Q/05	2Q/05	3Q/05	4Q/05	1Q/06	2Q/06	3Q/06	4Q/06
UAI ( $\Delta$ CDF)						-4.10E-08	-4.20E-08	-5.50E-08
URI ( $\Delta$ CDF)						-1.70E-07	-1.70E-07	-1.70E-07
PLE						NO	NO	NO
Indicator value						-2.11E-07	-2.12E-07	-2.25E-07

Licensee Comments: none

### Mitigating Systems Performance Index, Heat Removal System



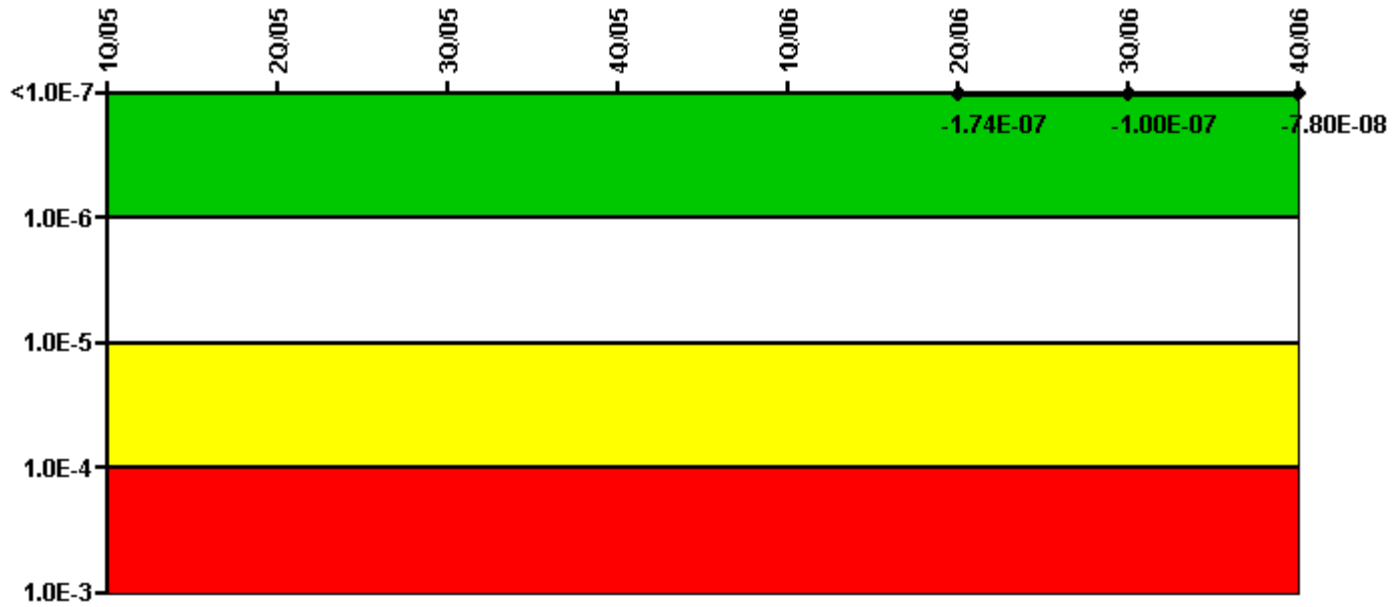
Thresholds: White > 1.00E-6 Yellow > 1.00E-5 Red > 1.00E-4

#### Notes

Mitigating Systems Performance Index, Heat Removal System	1Q/05	2Q/05	3Q/05	4Q/05	1Q/06	2Q/06	3Q/06	4Q/06
UAI (ΔCDF)						6.30E-09	1.30E-07	1.60E-07
URI (ΔCDF)						-1.70E-07	-9.00E-08	-9.00E-08
PLE						NO	NO	NO
Indicator value						-1.64E-07	4.00E-08	7.00E-08

Licensee Comments: none

### Mitigating Systems Performance Index, Residual Heat Removal System



Thresholds: White > 1.00E-6 Yellow > 1.00E-5 Red > 1.00E-4

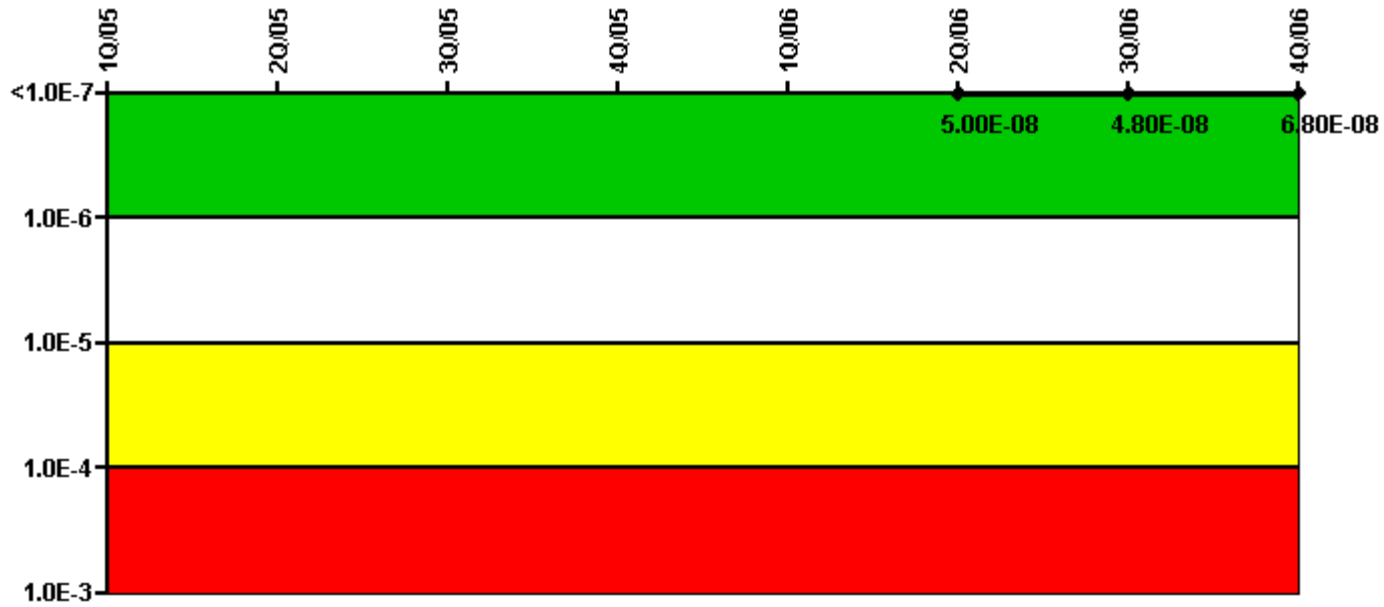
#### Notes

Mitigating Systems Performance Index, Residual Heat Removal System	1Q/05	2Q/05	3Q/05	4Q/05	1Q/06	2Q/06	3Q/06	4Q/06
UAI ( $\Delta$ CDF)						-4.40E-08	3.00E-08	5.20E-08
URI ( $\Delta$ CDF)						-1.30E-07	-1.30E-07	-1.30E-07
PLE						NO	NO	NO
Indicator value						-1.74E-07	-1.00E-07	-7.80E-08

Licensee Comments: none



### Mitigating Systems Performance Index, Cooling Water Systems



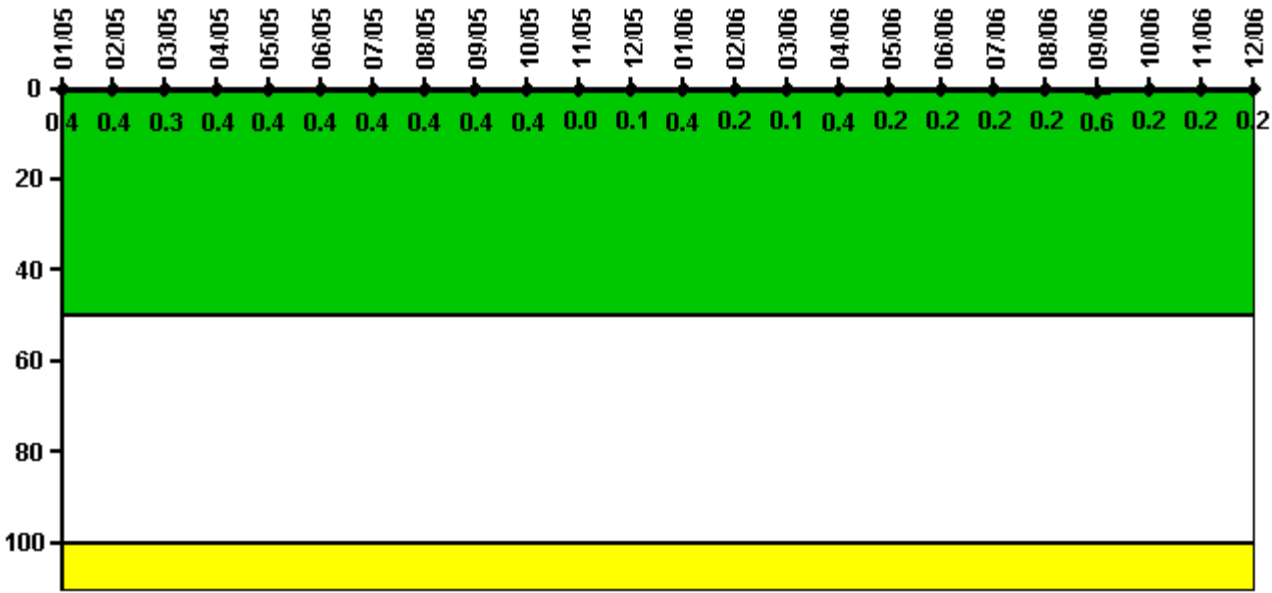
Thresholds: White > 1.00E-6 Yellow > 1.00E-5 Red > 1.00E-4

#### Notes

Mitigating Systems Performance Index, Cooling Water Systems	1Q/05	2Q/05	3Q/05	4Q/05	1Q/06	2Q/06	3Q/06	4Q/06
UAI (ΔCDF)						9.20E-08	9.00E-08	1.10E-07
URI (ΔCDF)						-4.20E-08	-4.20E-08	-4.20E-08
PLE						NO	NO	NO
Indicator value						5.00E-08	4.80E-08	6.80E-08

Licensee Comments: none

### Reactor Coolant System Activity



Thresholds: White > 50.0 Yellow > 100.0

#### Notes


Reactor Coolant System Activity	1/05	2/05	3/05	4/05	5/05	6/05	7/05	8/05	9/05	10/05	11/05	12/05
Maximum activity	0.003613	0.003533	0.003443	0.003655	0.003758	0.003724	0.004114	0.004005	0.004169	0.003834	0.000330	0.001320
Technical specification limit	1.0	1.0	1.0	1.0	1.0	1.0	1.0	1.0	1.0	1.0	1.0	1.0
Indicator value	0.4	0.4	0.3	0.4	0.4	0.4	0.4	0.4	0.4	0.4	0	0.1

Reactor Coolant System Activity	1/06	2/06	3/06	4/06	5/06	6/06	7/06	8/06	9/06	10/06	11/06	12/06
Maximum activity	0.003717	0.002164	0.001481	0.004327	0.001577	0.001823	0.001958	0.001997	0.006159	0.002018	0.002008	0.002019
Technical specification limit	1.0	1.0	1.0	1.0	1.0	1.0	1.0	1.0	1.0	1.0	1.0	1.0
Indicator value	0.4	0.2	0.1	0.4	0.2	0.2	0.2	0.2	0.6	0.2	0.2	0.2

Licensee Comments: none

### Reactor Coolant System Leakage



Thresholds: White > 50.0 Yellow > 100.0

**Notes**

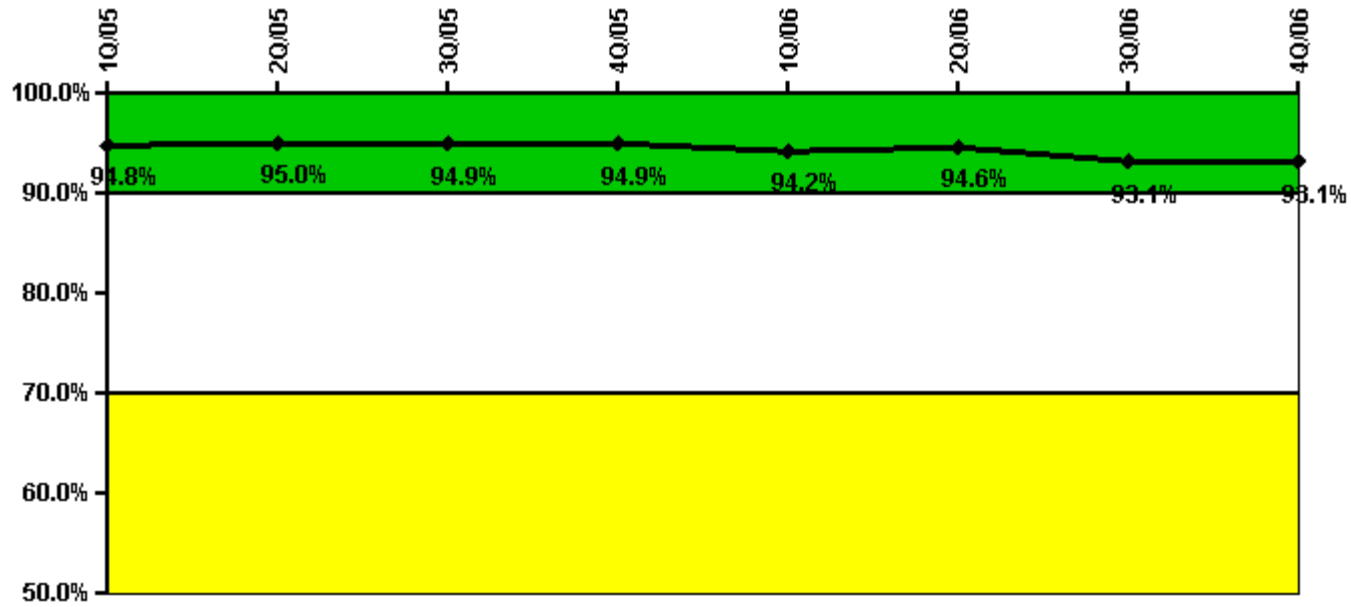
Reactor Coolant System Leakage	1/05	2/05	3/05	4/05	5/05	6/05	7/05	8/05	9/05	10/05	11/05	12/05
Maximum leakage	0.210	0.276	0.249	0.249	0.173	0.230	0.230	0.216	0.224	0.101	0.082	0.193
Technical specification limit	10.0	10.0	10.0	10.0	10.0	10.0	10.0	10.0	10.0	10.0	10.0	10.0
Indicator value	2.1	2.8	2.5	2.5	1.7	2.3	2.3	2.2	2.2	1.0	0.8	1.9

Reactor Coolant System Leakage	1/06	2/06	3/06	4/06	5/06	6/06	7/06	8/06	9/06	10/06	11/06	12/06
Maximum leakage	0.115	0.139	0.153	0.147	0.151	0.164	0.146	0.147	0.261	0.155	0.118	0.194
Technical specification limit	10.0	10.0	10.0	10.0	10.0	10.0	10.0	10.0	10.0	10.0	10.0	10.0
Indicator value	1.2	1.4	1.5	1.5	1.5	1.6	1.5	1.5	2.6	1.6	1.2	1.9

Licensee Comments: none

### Drill/Exercise Performance



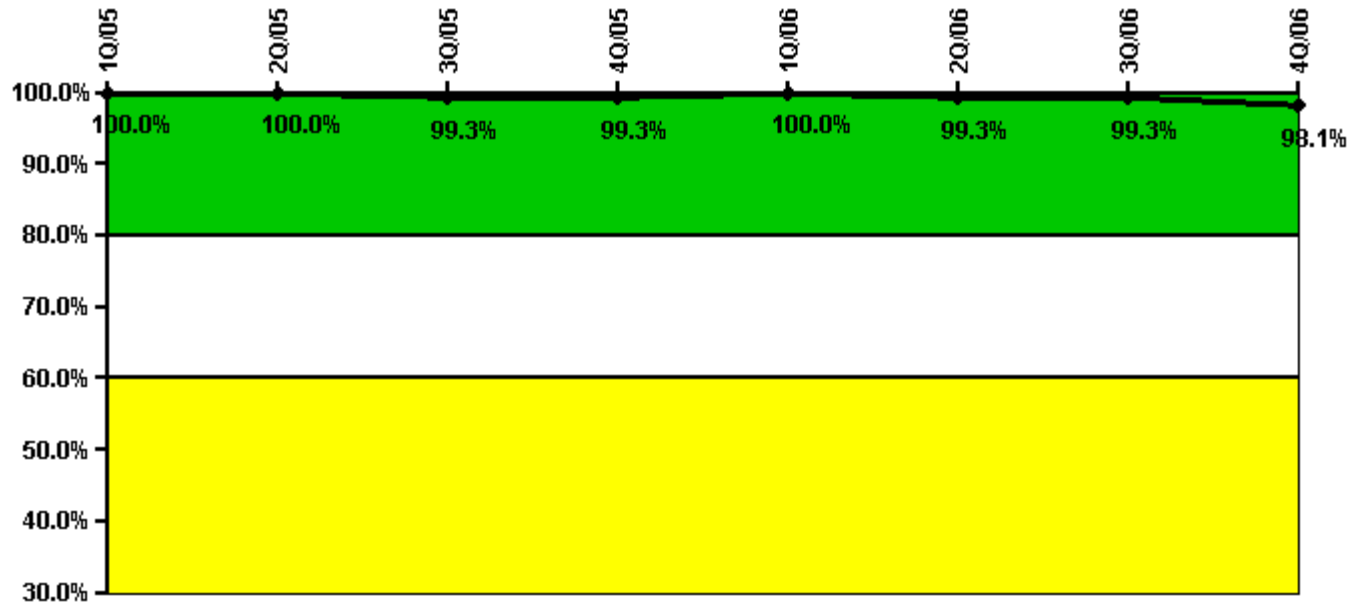
Thresholds: White < 90.0% Yellow < 70.0%

#### Notes

Drill/Exercise Performance	1Q/05	2Q/05	3Q/05	4Q/05	1Q/06	2Q/06	3Q/06	4Q/06
Successful opportunities	46.0	25.0	49.0	9.0	28.0	32.0	32.0	7.0
Total opportunities	51.0	26.0	50.0	10.0	32.0	32.0	37.0	7.0
Indicator value	94.8%	95.0%	94.9%	94.9%	94.2%	94.6%	93.1%	93.1%

Licensee Comments: none

### ERO Drill Participation



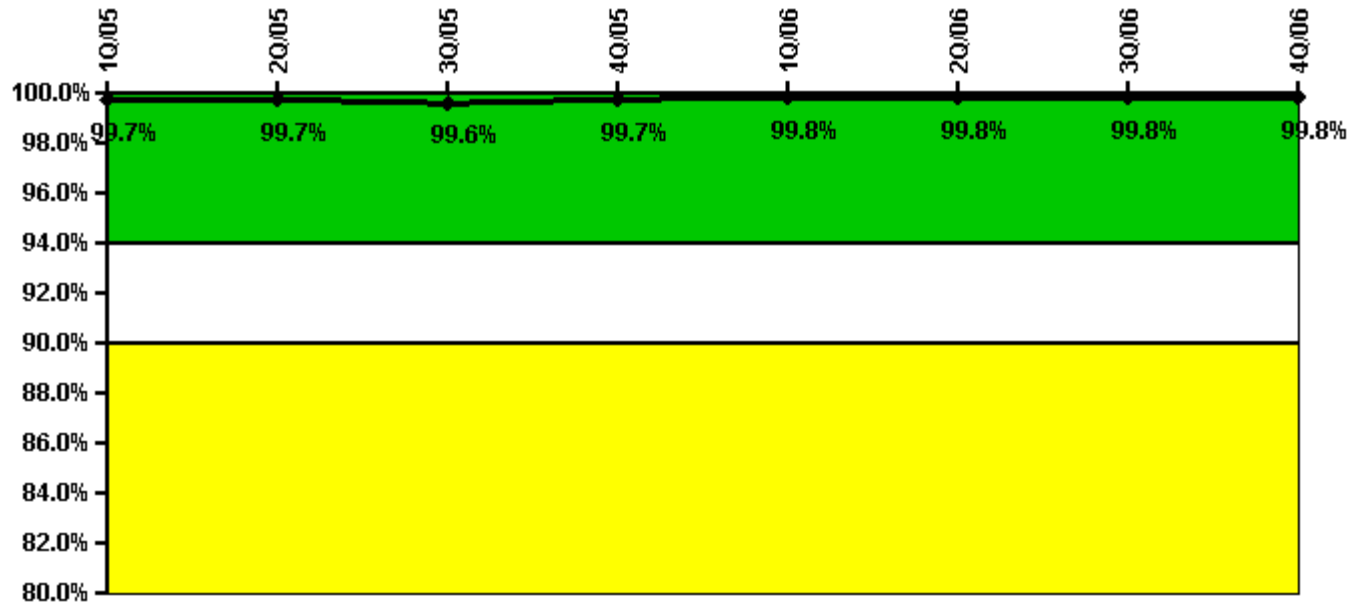
Thresholds: White < 80.0% Yellow < 60.0%

**Notes**

ERO Drill Participation	1Q/05	2Q/05	3Q/05	4Q/05	1Q/06	2Q/06	3Q/06	4Q/06
Participating Key personnel	156.0	154.0	151.0	152.0	152.0	150.0	150.0	159.0
Total Key personnel	156.0	154.0	152.0	153.0	152.0	151.0	151.0	162.0
Indicator value	100.0%	100.0%	99.3%	99.3%	100.0%	99.3%	99.3%	98.1%

Licensee Comments: none

### Alert & Notification System



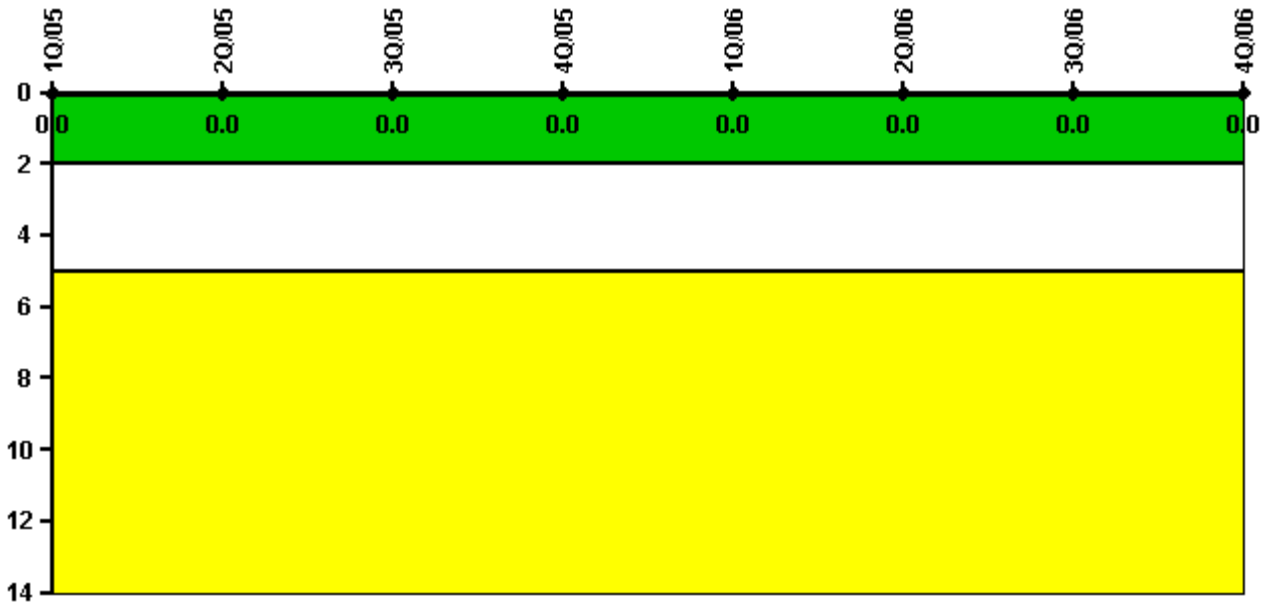
Thresholds: White < 94.0% Yellow < 90.0%

#### Notes

Alert & Notification System	1Q/05	2Q/05	3Q/05	4Q/05	1Q/06	2Q/06	3Q/06	4Q/06
Successful siren-tests	1549	1620	1555	1558	1651	1683	1620	1688
Total sirens-tests	1560	1625	1560	1557	1653	1690	1625	1690
Indicator value	99.7%	99.7%	99.6%	99.7%	99.8%	99.8%	99.8%	99.8%

Licensee Comments: none

### Occupational Exposure Control Effectiveness



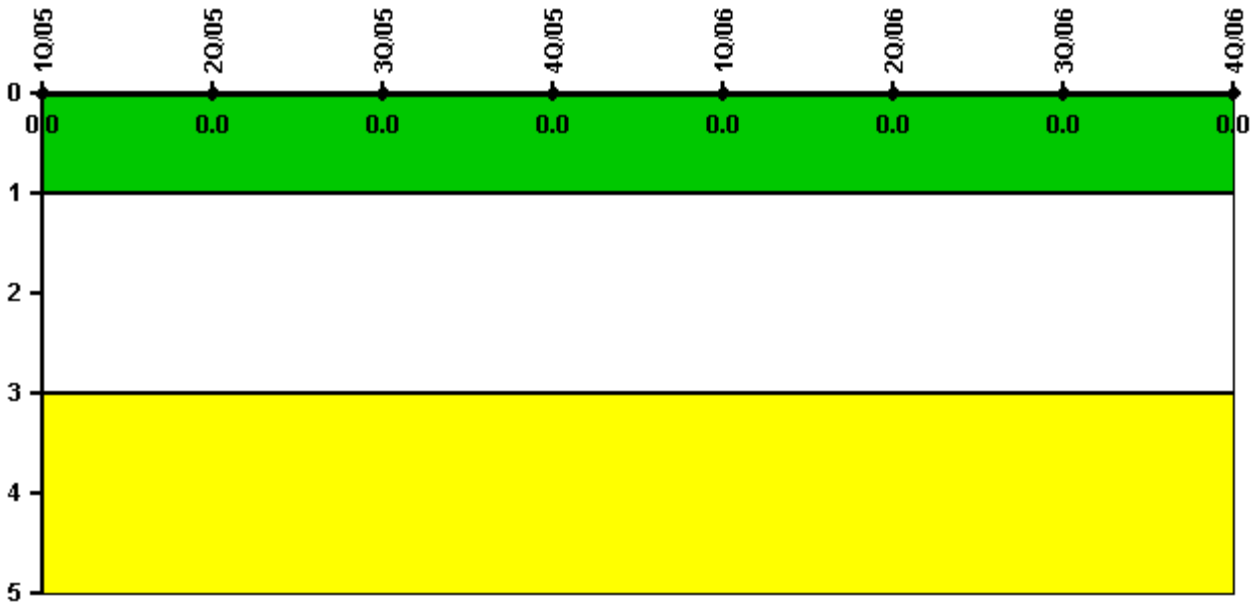
Thresholds: White > 2.0 Yellow > 5.0

**Notes**

Occupational Exposure Control Effectiveness	1Q/05	2Q/05	3Q/05	4Q/05	1Q/06	2Q/06	3Q/06	4Q/06
High radiation area occurrences	0	0	0	0	0	0	0	0
Very high radiation area occurrences	0	0	0	0	0	0	0	0
Unintended exposure occurrences	0	0	0	0	0	0	0	0
<b>Indicator value</b>	<b>0</b>	<b>0</b>	<b>0</b>	<b>0</b>	<b>0</b>	<b>0</b>	<b>0</b>	<b>0</b>

Licensee Comments: none

### RETS/ODCM Radiological Effluent



Thresholds: White > 1.0 Yellow > 3.0

#### Notes

RETS/ODCM Radiological Effluent	1Q/05	2Q/05	3Q/05	4Q/05	1Q/06	2Q/06	3Q/06	4Q/06
RETS/ODCM occurrences	0	0	0	0	0	0	0	0
Indicator value	0	0	0	0	0	0	0	0

Licensee Comments: none

[Physical Protection](#) information not publicly available.